



NATIONAL BUREAU OF STATISTICS

Liquefied Petroleum Gas (Cooking Gas) Price Watch

(MAY 2025)

Report Date: June 2025

Data Source: National Bureau of Statistics (NBS)

CONTENT

Methodology	3
Executive Summary	4
Average Cooking Gas Prices across States – 5KG Refilling	5
Average Cooking Gas Prices across Zones – 5KG Refilling	6
12 Month Average Prices – 5KG Refilling	7
Average Cooking Gas Prices across States – 12.5KG Refilling	8
Average Cooking Gas Prices across Zones – 12.5KG Refilling	9
12 Month Average Prices – 12.5KG Refilling	10
Appendix	11
Contact	13

METHODOLOGY

Fieldwork is done solely by over 700 NBS Staff in all the States of the federation, supported by supervisors whom internal and external observers monitor.

Gas Prices are collected across all the 774 local governments across all States and the FCT from over 10,000 respondents and outlets and the estimates reflect the weights derived from estimates of household expenditures on gas and the actual prices households bought different KG of gases.

The average prices are reported for each state and the country.

The NBS audit team subsequently conducts randomly selected verification of prices recorded.

EXECUTIVE SUMMARY

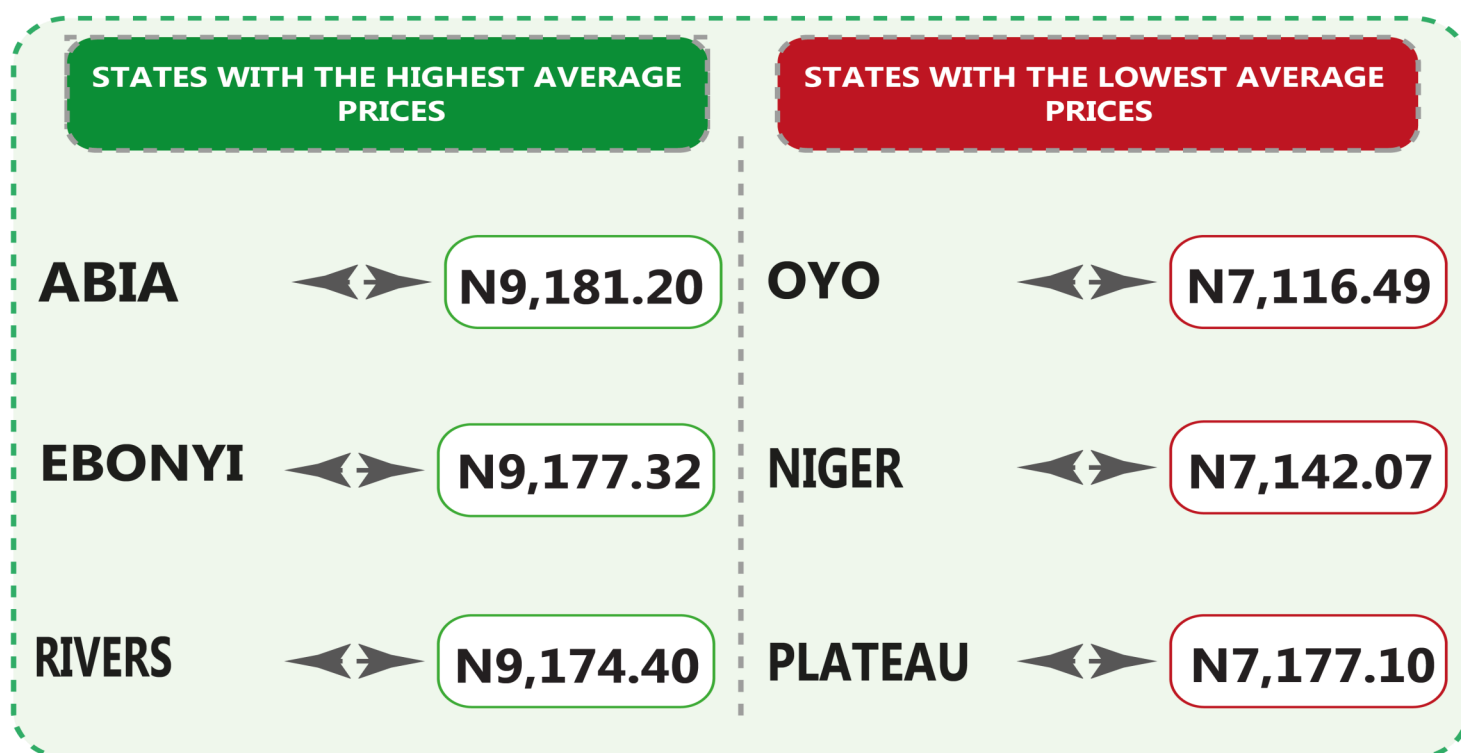

The average retail price for refilling a 5kg Cylinder of Liquefied Petroleum Gas (Cooking Gas) increased by 3.57% on a month-on-month basis from N7,885.60 recorded in April 2025 to N8,167.43 in May 2025. On a year-on-year basis, this increased by 10.10% from N7,418.45 in May 2024. On state profile analysis, Abia recorded the highest average price for refilling a 5kg Cylinder of Liquefied Petroleum Gas (Cooking Gas) with N9,181.20, followed by Ebonyi with N9,177.32 and Rivers with N9,174.40. On the other hand, Oyo recorded the lowest price with N7,116.49, followed by Niger and Plateau with N7,142.07 and N7,177.10 respectively. In addition, analysis by zone showed that the South-South recorded the highest average retail price for refilling a 5kg Cylinder of Liquefied Petroleum Gas (Cooking Gas) with N8,760.51, followed by the South-East with N8,724.70 while the North-Central recorded the lowest with N7,759.38.

Also, the average retail price for refilling a 12.5kg Cylinder of Liquefied Petroleum Gas (Cooking Gas) increased by 2.18% on a month-on-month basis from N20,268.06 in April 2025 to N20,709.11 in May 2025. On a year-on-year basis, this rose by 32.52% from N15,627.40 in May 2024. On state profile analysis, Delta recorded the highest average retail price for the refilling of a 12.5kg Cylinder of Liquefied Petroleum Gas (Cooking Gas) with N23,356.46 followed by Abia with N22,953.01 and Ebonyi with N22,943.30. Conversely, the lowest average price was recorded in Yobe with N18,500.00, followed by Lagos and Kebbi with N18,536.00 and N18,606.60 respectively. Analysis by zone showed that the South-South recorded the highest average retail price for refilling a 12.5kg Cylinder of Liquefied Petroleum Gas (Cooking Gas) with N22,026.26, followed by the South-East with N21,811.76 while the North-West recorded the lowest price with N19,944.10.

LIQUEFIED PETROLEUM GAS (COOKING GAS)

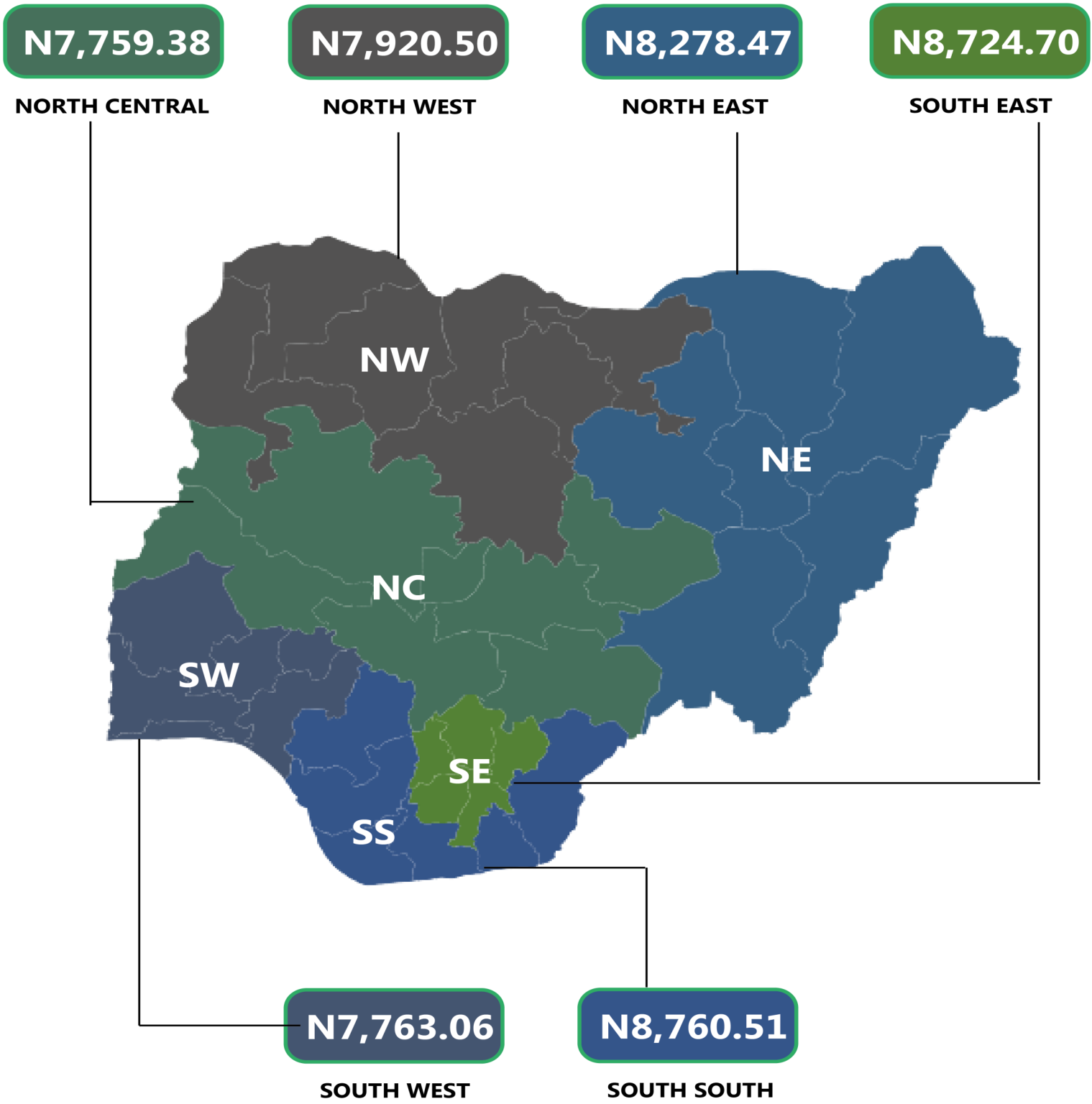
PRICE WATCH -MAY 2025

Average Cooking Gas Prices Across States – 5KG Refilling

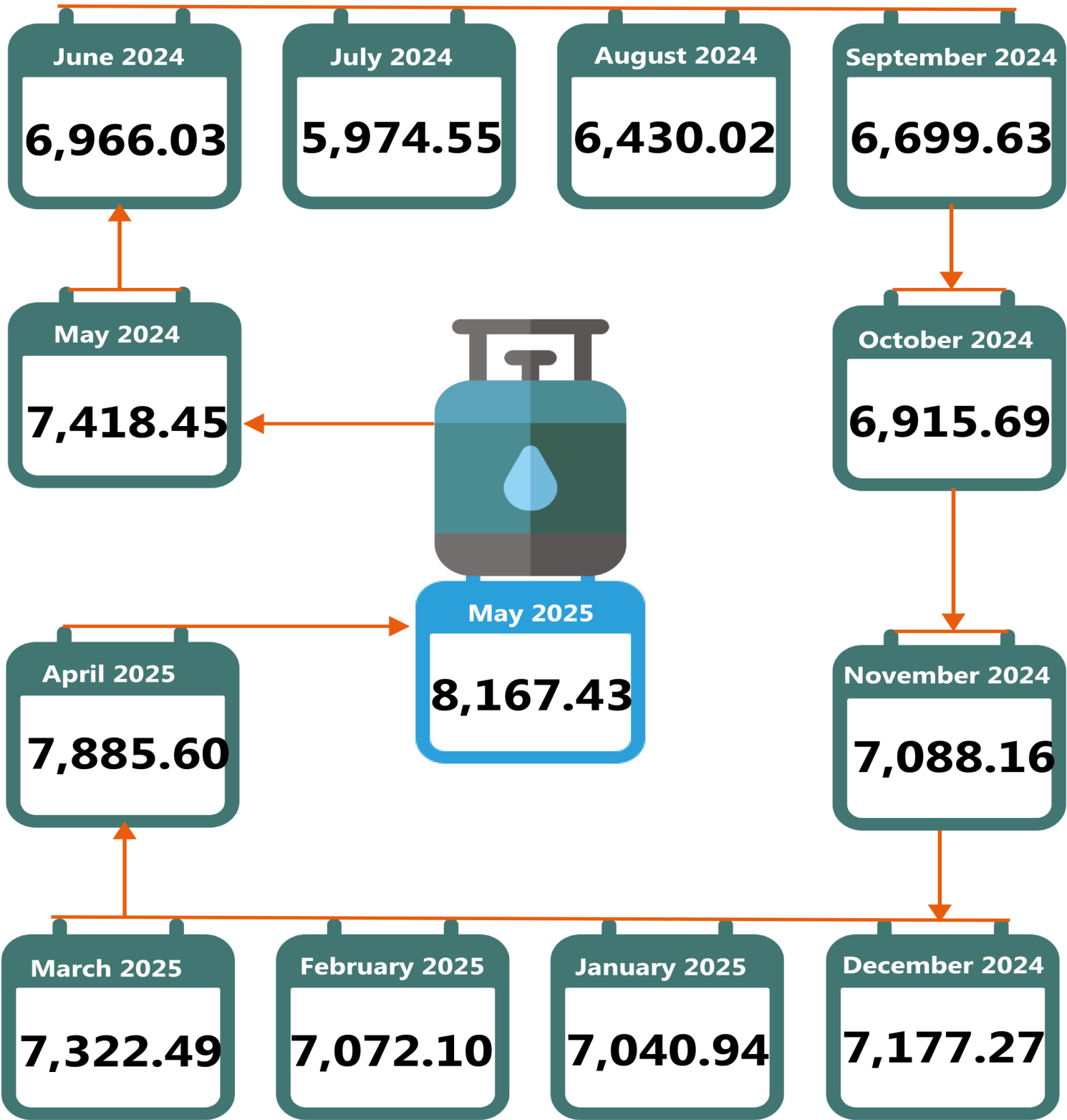


LIQUEFIED PETROLEUM GAS (COOKING GAS)
PRICE WATCH - MAY 2025

Average Cooking Gas Prices Across Zones – 5KG Refilling



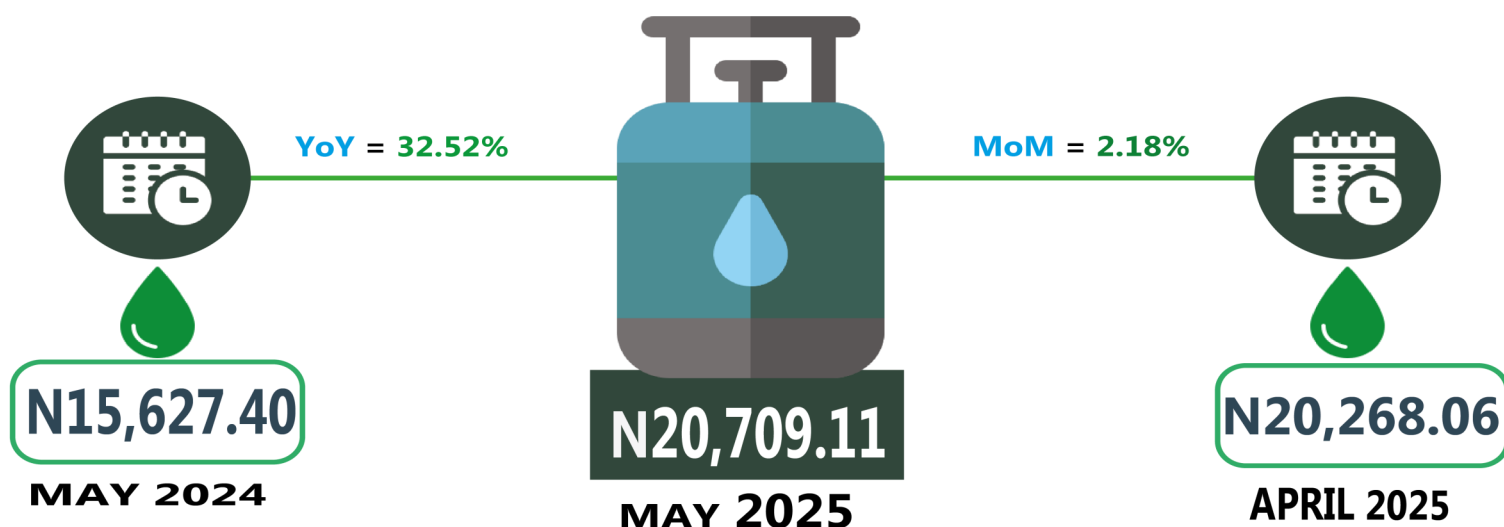
LIQUEFIED PETROLEUM GAS (COOKING GAS)
PRICE WATCH - MAY 2025
12 Month Average Prices– 5KG Refilling



LIQUEFIED PETROLEUM GAS (COOKING GAS)

PRICE WATCH -MAY 2025

Average Cooking Gas Prices Across States – 12.5KG Refilling



STATES WITH THE HIGHEST AVERAGE PRICES		STATES WITH THE LOWEST AVERAGE PRICES	
DELTA	N23,356.46	YOBE	N18,500.00
ABIA	N22,953.01	LAGOS	N18,536.00
EBONYI	N22,943.30	KEBBI	N18,606.60

LIQUEFIED PETROLEUM GAS (COOKING GAS)
PRICE WATCH -MAY 2025

Average Cooking Gas Prices Across Zones – 12.5KG Refilling



N20,112.74

NORTH CENTRAL

N19,944.10

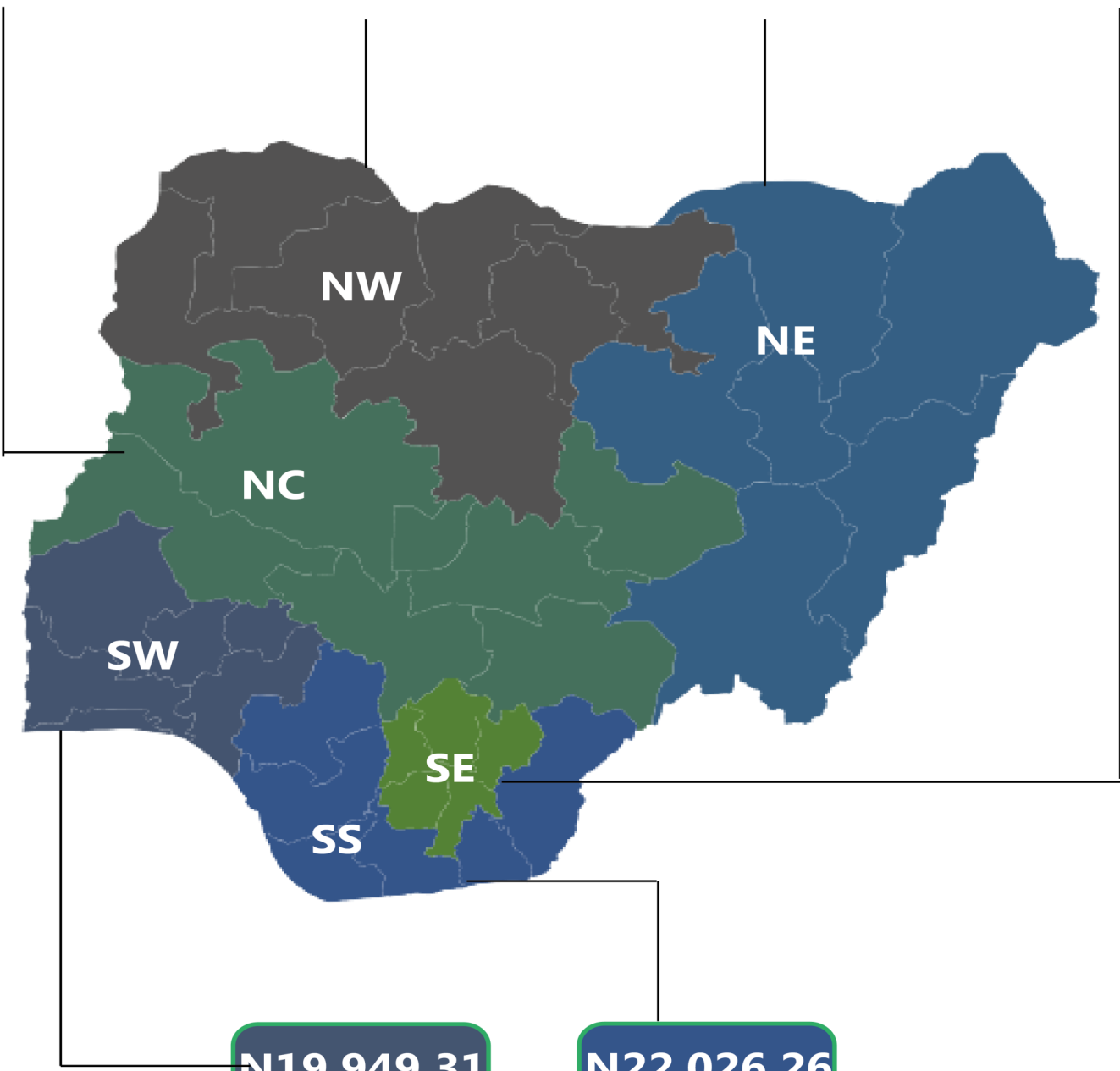
NORTH WEST

N20,821.16

NORTH EAST

N21,811.76

SOUTH EAST



N19,949.31

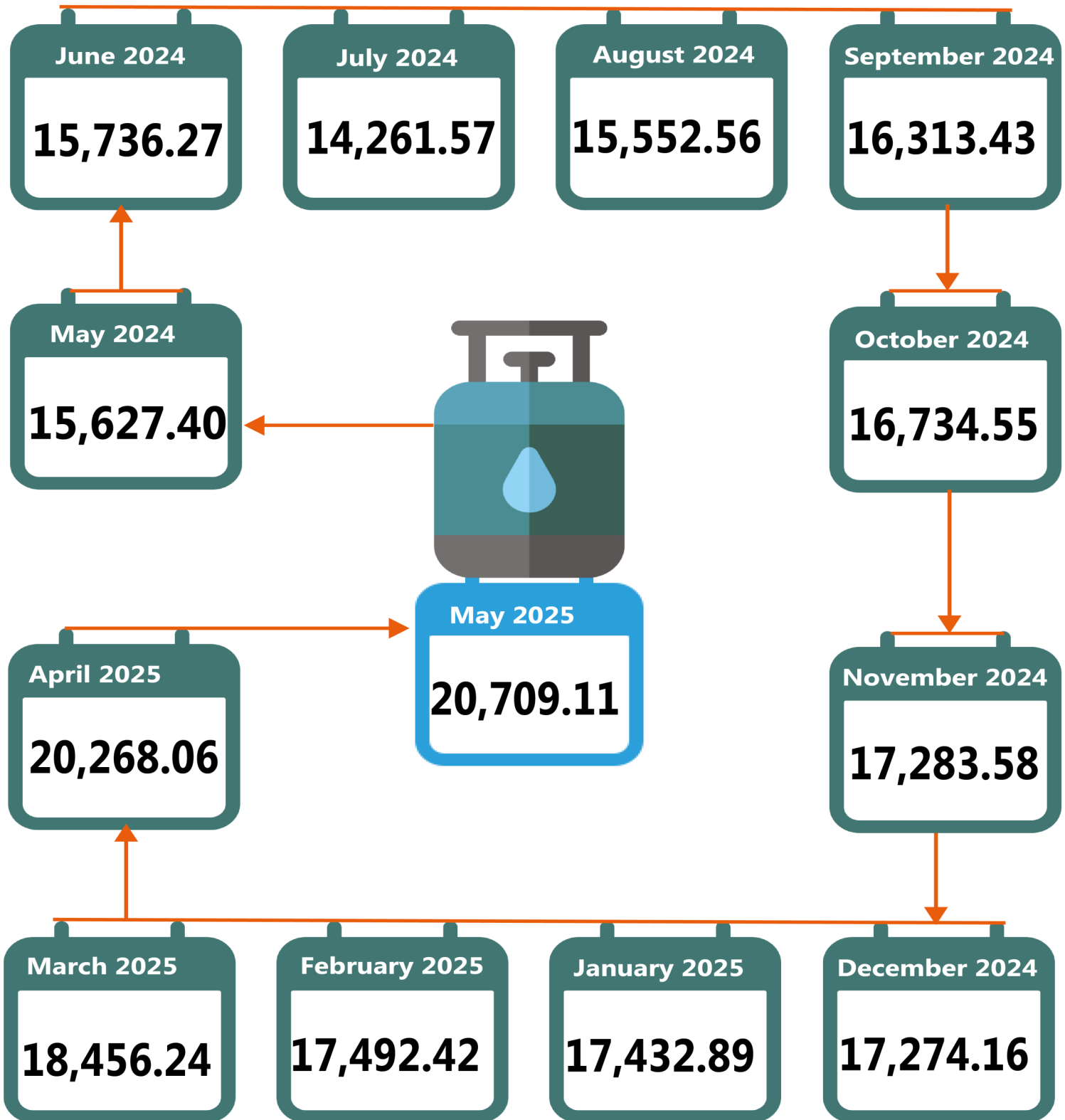
SOUTH WEST

N22,026.26

SOUTH SOUTH

LIQUEFIED PETROLEUM GAS (COOKING GAS) PRICE WATCH -MAY 2025

12 Month Average Prices– 12.5KG Refilling



APPENDIX

5KG					
	Average of May-24	Average of Apr-25	Average of May-25	MoM	YoY
NORTH CENTRAL	7500.30	7432.22	7759.38	4.40	3.45
Abuja	7644.55	7699.44	8254.36	7.21	7.98
Benue	8012.03	8097.67	8674.64	7.13	8.27
Kogi	7194.43	7595.20	7754.48	2.10	7.78
Kwara	7647.64	7369.47	7663.89	4.00	0.21
Nasarawa	7380.30	7242.74	7649.15	5.61	3.64
Niger	7472.47	7006.15	7142.07	1.94	-4.42
Plateau	7150.68	7014.87	7177.10	2.31	0.37
NORTH EAST	7071.84	7932.76	8278.47	4.36	17.06
Adamawa	7735.01	8040.61	8685.03	8.01	12.28
Bauchi	6679.79	8068.73	8214.03	1.80	22.97
Borno	7052.93	7512.29	8060.33	7.30	14.28
Gombe	7463.23	8175.37	8266.68	1.12	10.77
Taraba	7657.76	8404.11	9044.72	7.62	18.11
Yobe	5842.31	7395.47	7400.00	0.06	26.66
NORTH WEST	7236.93	7759.78	7920.50	2.07	9.45
Jigawa	6521.81	7268.42	7879.79	8.41	20.82
Kaduna	7802.57	8153.68	8181.73	0.34	4.86
Kano	7750.83	8419.96	8352.62	-0.80	7.76
Katsina	6567.95	7177.52	7644.60	6.51	16.39
Kebbi	7081.48	7032.11	7442.64	5.84	5.10
Sokoto	7743.03	8179.77	8121.74	-0.71	4.89
Zamfara	7190.84	8087.03	7820.37	-3.30	8.75
SOUTH EAST	7680.87	8351.29	8724.70	4.47	13.59
Abia	7802.23	8219.68	9181.20	11.70	17.67
Anambra	7500.77	8397.85	8437.53	0.47	12.49
Ebonyi	7793.88	8867.24	9177.32	3.50	17.75
Enugu	7926.21	8096.21	8195.64	1.23	3.40
Imo	7381.26	8175.49	8631.82	5.58	16.94
SOUTH SOUTH	7487.16	8447.78	8760.51	3.70	17.01
Akwa Ibom	7775.19	8655.59	8318.93	-3.89	6.99
Bayelsa	7081.47	8590.60	8859.19	3.13	25.10
Cross River	7775.19	8442.25	9028.58	6.95	16.12
Delta	7142.80	8132.68	9042.58	11.19	26.60
Edo	7746.86	7761.75	8139.34	4.86	5.07
Rivers	7401.48	9103.82	9174.40	0.78	23.95
SOUTH WEST	7593.93	7563.92	7763.06	2.63	2.23
Ekiti	7641.83	7299.92	8054.91	10.34	5.41
Lagos	7514.48	7477.62	7414.40	-0.85	-1.33
Ogun	7223.04	8177.23	8038.82	-1.69	11.29
Ondo	7857.53	7257.53	7856.15	8.25	-0.02
Osun	7819.31	8098.24	8097.56	-0.01	3.56
Oyo	7507.38	7072.97	7116.49	0.62	-5.21
Average	7418.45	7885.60	8167.43	3.57	10.10

12.5KG					
	Average of May-	Average of Apr-25	Average of May-	MoM	YoY
NORTH CEN-TRAL	15329.11	19330.55	20112.74	4.05	31.21
Abuja	16559.67	19248.61	20635.90	7.21	24.62
Benue	16057.28	20494.17	21686.60	5.82	35.06
Kogi	14567.54	19988.00	19386.20	-3.01	33.08
Kwara	15764.96	18173.67	19159.72	5.43	21.53
Nasarawa	14201.86	18106.85	19122.87	5.61	34.65
Niger	15533.34	19265.36	20355.17	5.66	31.04
Plateau	14619.10	20037.17	20442.74	2.02	39.84
NORTH EAST	15010.62	20415.24	20821.16	1.99	38.71
Adamawa	16284.72	20851.52	21712.58	4.13	33.33
Bauchi	13076.43	21171.81	20535.08	-3.01	57.04
Borno	15959.55	19780.72	20900.82	5.66	30.96
Gombe	16114.87	20188.43	20666.69	2.37	28.25
Taraba	13860.31	22010.27	22611.81	2.73	63.14
Yobe	14767.86	18488.67	18500.00	0.06	25.27
NORTH WEST	15991.13	19756.60	19944.10	0.95	24.72
Jigawa	15912.65	18671.04	20699.47	10.86	30.08
Kaduna	16682.25	20134.19	20454.32	1.59	22.61
Kano	15821.09	21799.90	20881.56	-4.21	31.99
Katsina	14525.98	18193.81	19111.51	5.04	31.57
Taraba	14728.84	18080.27	18606.60	2.91	26.33
Sokoto	15897.76	20699.43	20304.34	-1.91	27.72
Zamfara	18369.33	20717.58	19550.91	-5.63	6.43
SOUTH EAST	15852.26	21528.23	21811.76	1.32	37.59
Abia	17538.02	20549.20	22953.01	11.70	30.88
Anambra	16200.47	20994.63	21093.83	0.47	30.21
Ebonyi	13788.09	22168.09	22943.30	3.50	66.40
Enugu	15623.56	20990.52	20489.10	-2.39	31.14
Imo	16111.14	22938.73	21579.54	-5.93	33.94
SOUTH SOUTH	16310.02	21536.12	22026.26	2.28	35.05
Akwa Ibom	16210.63	21638.98	20797.33	-3.89	28.29
Bayelsa	17772.21	21476.51	22147.99	3.13	24.62
Cross River	16869.73	21105.61	22571.46	6.95	33.80
Delta	15234.61	22831.70	23356.46	2.30	53.31
Edo	15570.57	19404.36	20348.35	4.86	30.68
Rivers	16202.35	22759.56	22935.99	0.78	41.56
SOUTH WEST	15297.82	19493.13	19949.31	2.34	30.41
Ekiti	14821.71	18249.80	20137.27	10.34	35.86
Lagos	14301.44	18944.06	18536.00	-2.15	29.61
Ogun	14126.35	20193.08	20097.04	-0.48	42.27
Ondo	15703.36	19143.81	20390.38	6.51	29.85
Osun	16832.03	20995.61	20243.91	-3.58	20.27
Oyo	16002.02	19432.44	20291.23	4.42	26.80
Average	15627.40	20268.06	20709.11	2.18	32.52

CONTACT



National Bureau of Statistics

Head Office

No 1, Wole Olanipekun Street,
Formerly, Plot 762 Independence
Avenue
Off Constitution Avenue,
CBD, Abuja, F. C. T.

Mr. Ichedi S.J

Information Desk

Head, Communication & Public
Relations Department (C&PRD)
Phone: +2348037051701
sjichedi@nigerianstat.gov.ng

Moses Mathew

Statistical Information Officer

Phone: +2347069071157
matmoses@nigerianstat.gov.ng

Dr A.A. Ayo

Head Prices Division

Phone: +2348036082904
anthonyayo@nigerianstat.gov.ng



@nbs_nigeria



NBSNigeria



Nbs_nigeria

