



NATIONAL BUREAU OF STATISTICS

Transport Fare Watch

(APRIL 2025)



Report Date: May 2025

Data Source: National Bureau of Statistics (NBS)

CONTENT

Methodology	3
Executive Summary	4
Average Transport Fare Across States	
- States Bus Journey Within City, Per Drop Constant Route	6
- States Bus Journey Intercity, State Route, Charge per person	7
- Air Fare Charge for Specified Routes Single Journey	8
- Journey by Motorcycle (Okada) Per Drop	9
- Waterway Passenger Transport	10
Average Transport Fare by Categories - All Zones	
North Central.....	11
North East.....	12
North West.....	13
South East	14
South West	15
South-South.....	16
Appendix	17
Contact	19

METHODOLOGY

Fieldwork is done solely by over 700 NBS Staff in all States of the federation supported by supervisors who are monitored by internal and external observers.

Prices are collected across all the 774 local governments across all States and the FCT from over 10,000 respondents and locations and reflect actual fare households state they actually paid for those services.

The average of all these fares is then reported for each state and the average for the country is the average for the state.

NBS audit team subsequently conducts randomly selected verification of fares recorded.

EXECUTIVE SUMMARY

Transport Fare Watch for April 2025 covers the following categories: bus journey within the city per drop constant route; bus journey intercity (state route) charge per person; air fare charge for specified routes single journey; journey by motorcycle (Okada) per drop; and water way passenger transport.

The average fare paid by commuters for bus journeys within the city per drop increased to 2.83% from N971.80 in March 2025 to N999.27 in April 2025. On a year-on-year basis, it increased by 3.26% from N967.76 in April 2024.

In another category, the average fare paid by commuters for bus journey intercity per drop was N7,902.08 in April 2025, indicating an increase of 2.33% on a month-on-month basis compared to N7,722.02 in March 2025. On a year-on-year basis, the fare increased by 10.94% from N7,122.57 in April 2024.

In air travel, the average fare paid by air passengers for specified routes single journey was N130,243.90 in April 2025, showing an increase of 1.41% while compared to previous month (March 2025). On a year-on-year basis, the fare rose by 46.03% from N89,189.19 in April 2025.

The average transport fare paid on Okada transportation was N663.06 in April 2025 which shows an increase of 3.90% when compared with the value recorded in March 2025 (N638.19). On a year-on-year basis, the fare increased by 39.16% when compared with April 2024 (N476.49).

For water transport (waterway passenger transportation), the average fare paid in April 2025 was N1,698.91 which indicates an increase of 2.92% on monthly basis. On a year-on-year basis, it increased by 22.58% from N1,385.95 in April 2024.

On state profile analysis, for intercity bus travel (state route charged per person fare), the highest fare was recorded in Anambra with N9,821.94, followed by Imo with N9,650.06. The least fare was recorded in Kwara with N5,965.89, followed by Rivers with N6,088.89. Lagos state recorded the highest bus journey within the city (per drop constant route) in April 2025 with N1,330.66 followed by Enugu with N1,242.35. On the other hand, Abia recorded the least with N489.39, followed by Adamawa with N550.00. Similarly, Rivers recorded the highest air transport charges (for specified routes single journeys) with N157,896.40, followed by Oyo with N143,000.00. Conversely, Kano recorded the least fare with N115,454.43, followed by Ebonyi with N124,540.25. Also, Lagos State had the highest motorcycle transport fare in April 2025 with N1,050.00, followed by Ondo with N850.67. Ekiti recorded the least fare with N488.75, followed by Anambra and Sokoto with N500.00. Similarly, water transport fare was highest in Rivers with N5,465.00, followed by Bayelsa with N4,720.00, while the least fare was recorded in Borno with N650, followed by FCT with N750.00.

For Analysis by zone in April 2025, transport fares of bus journeys within the city recorded the highest in the South-West with N1,060.67, followed by North-Central with N1,003.53, while the South-South recorded the least with N957.55.

In terms of bus journey intercity, the South-East had the highest fare with N8,464.95 followed by the South-West with N8,441.56 while [North-West](#) recorded the least with N7,608.41.

Air transportation in April 2025, the South-West recorded the highest fare with N133,476.17 followed by the South-South with N132,115.81 while the North-West had the least with N127,420.83.

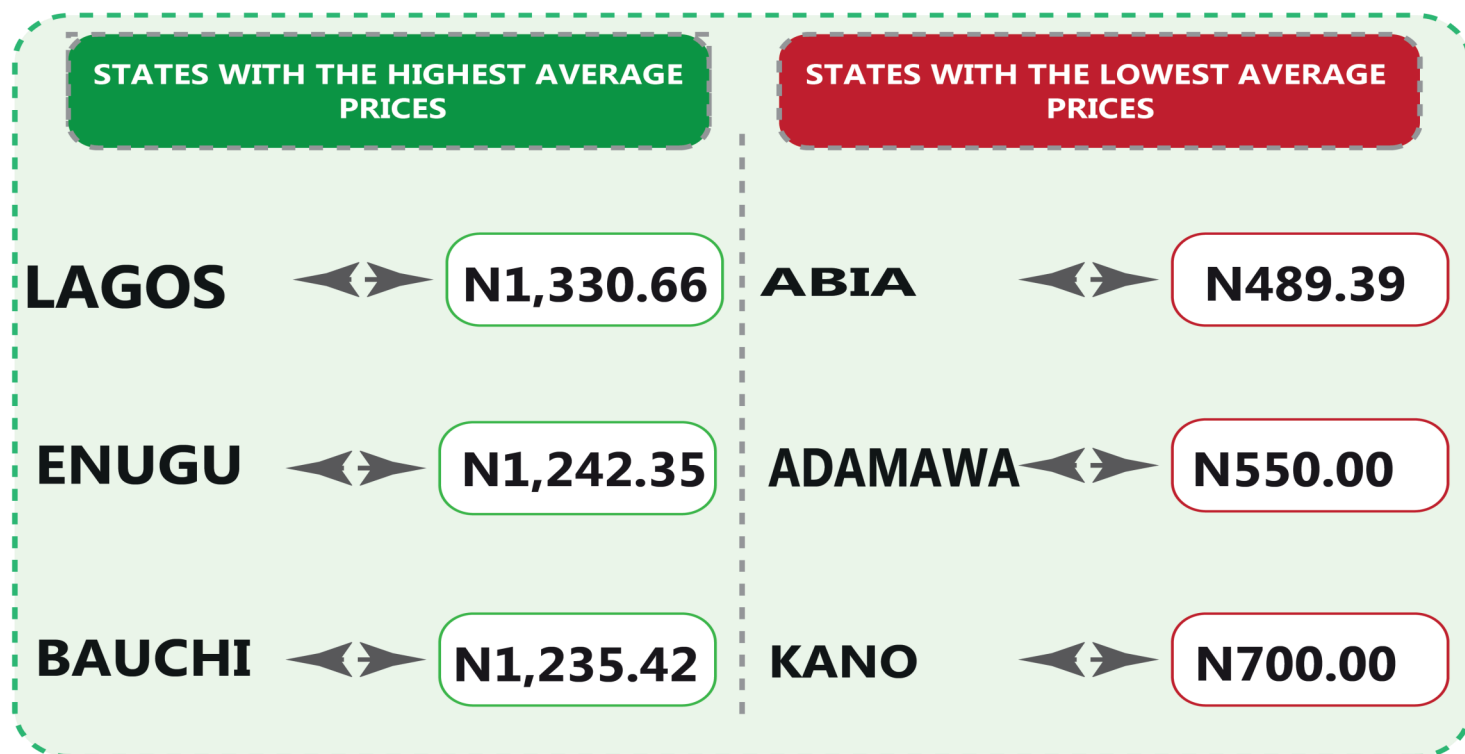
Also, commuters on a motorcycle (Okada) paid the highest fare in the South-West with N731.91 followed by North-Central with N668.20, while the North-West recorded the least with N610.30.

The South -South zone had the highest fare on water transport with N4,107.84, followed by the South-West with N1,701.01, while the North-East had the least with N958.33.

TRANSPORT FARE WATCH - APRIL 2025

Average Transport Fare Across States


-Bus Journey Within City , Per Drop Constant Route



TRANSPORT FARE WATCH - APRIL 2025

Average Transport Fare Across States

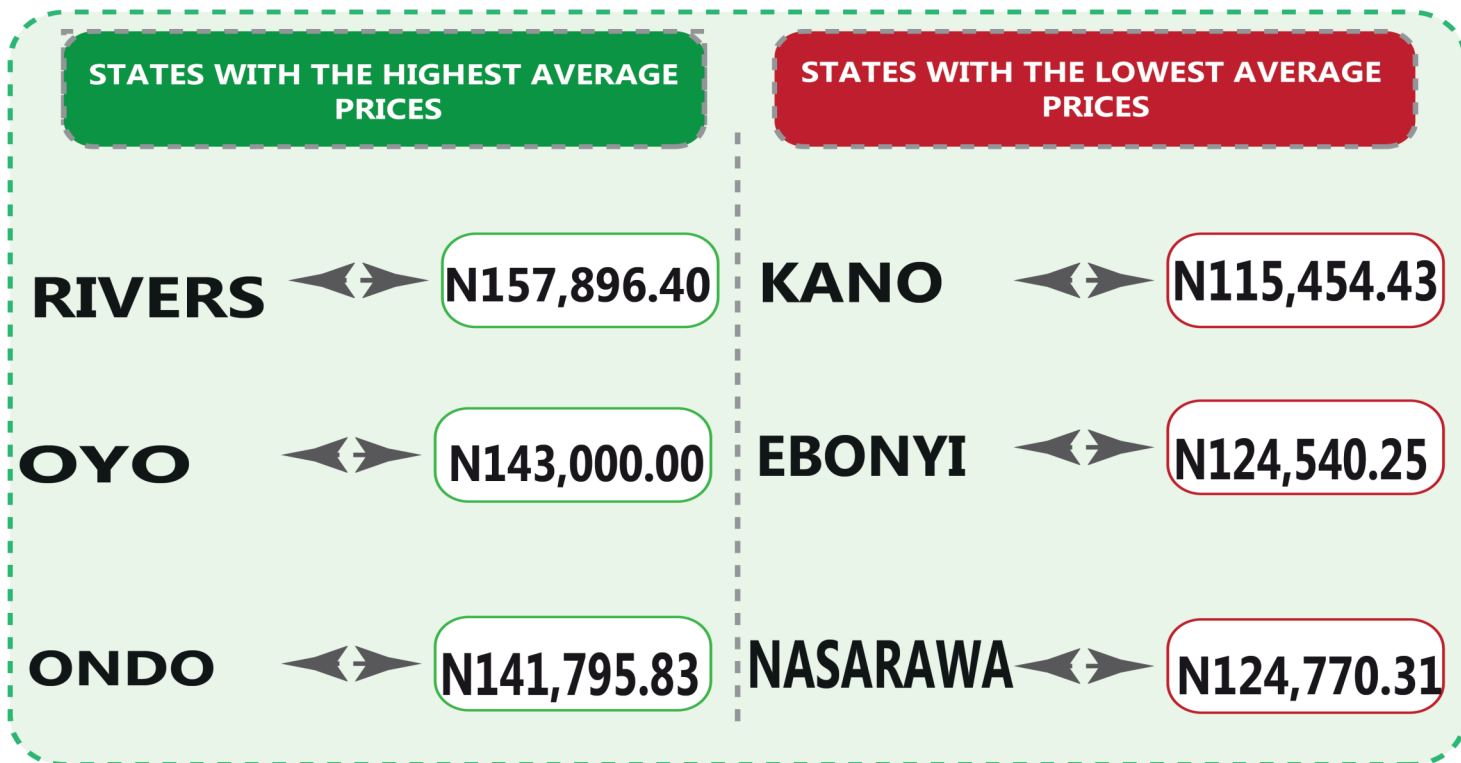
-Bus Journey Intercity, State Route, Charge Per Person



TRANSPORT FARE WATCH - APRIL 2025

Average Transport Fare Across States

-Air Fare Charge For Specified Routes Single Journey



TRANSPORT FARE WATCH - APRIL 2025

Average Transport Fare Across States
-Journey by Motorcycle (Okada) Per Drop



YoY = 39.16%

N476.49

APRIL 2024



MoM = 3.90%

N638.19

MARCH 2025

N663.06

APRIL 2025

STATES WITH THE HIGHEST AVERAGE PRICES

LAGOS ↔ **N1,050.00**

ONDO ↔ **N850.67**

IMO ↔ **N850.00**

STATES WITH THE LOWEST AVERAGE PRICES

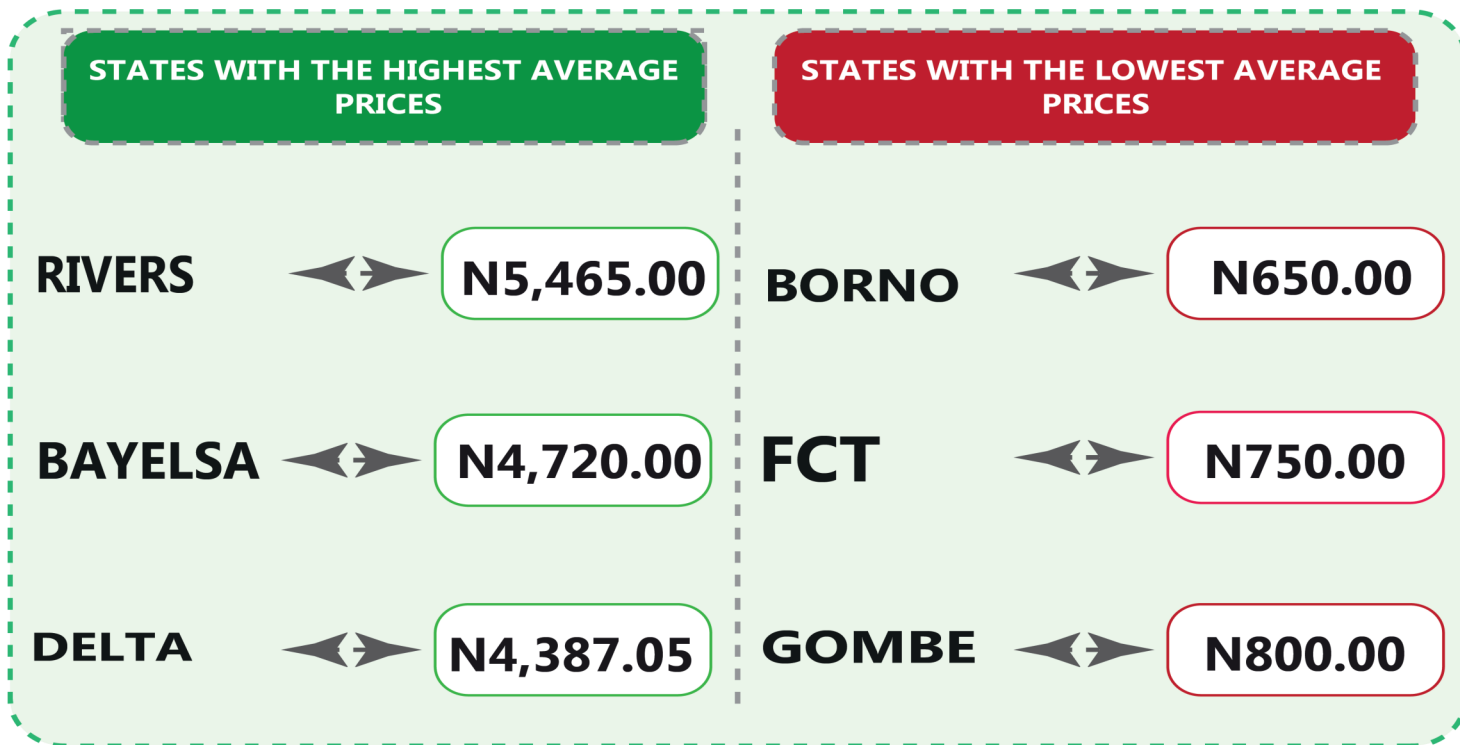
EKITI ↔ **N488.75**

**ANAMBRA/
SOKOTO** ↔ **N500.00**

**ADAMAWA/
EDO/KATSINA/
ZAMFARA** ↔ **N550.00**

TRANSPORT FARE WATCH - APRIL 2025

Average Transport Fare Across States
-Waterway Passenger Transport



TRANSPORT FARE WATCH - APRIL 2025

Average Transport Fare by Categories
NORTH CENTRAL

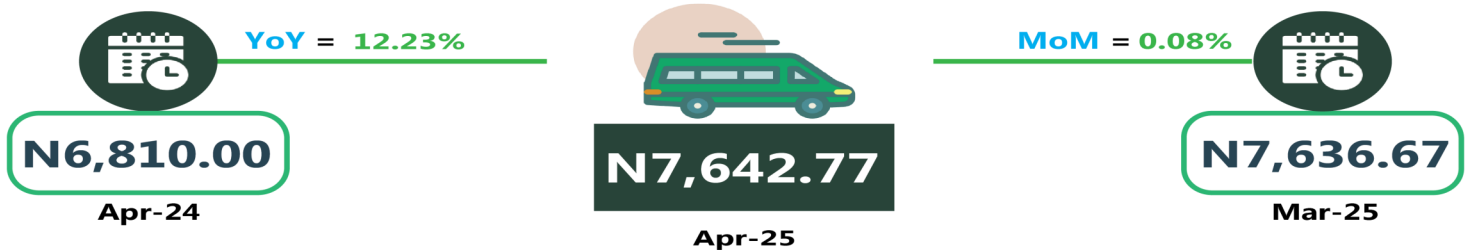
Continuum



BUS JOURNEY WITHIN CITY, PER DROP CONSTANT ROUTE



BUS JOURNEY INTERCITY, STATE ROUTE, CHARGE PER PERSON



AIR FARE CHARGE FOR SPECIFIED ROUTES SINGLE JOURNEY



JOURNEY BY MOTORCYCLE (OKADA) PER DROP



WATER TRANSPORT: WATER WAY PASSENGER TRANSPORTATION



TRANSPORT FARE WATCH - APRIL 2025

Average Transport Fare by Categories NORTH EAST

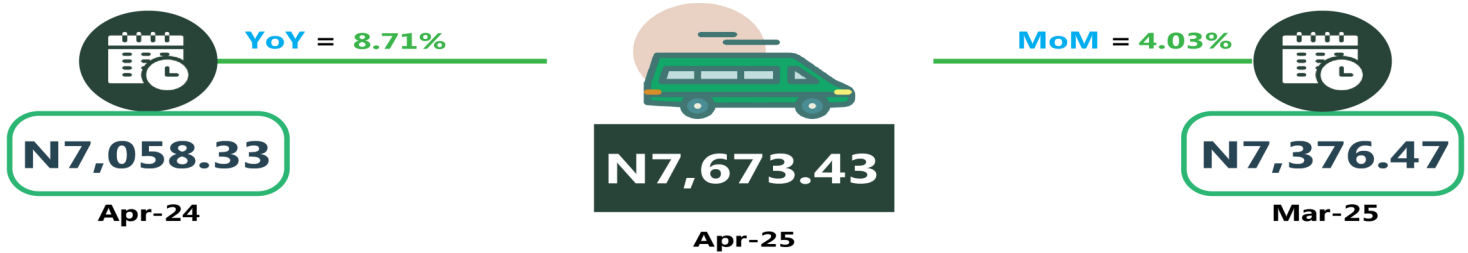
Current Month



BUS JOURNEY WITHIN CITY, PER DROP CONSTANT ROUTE



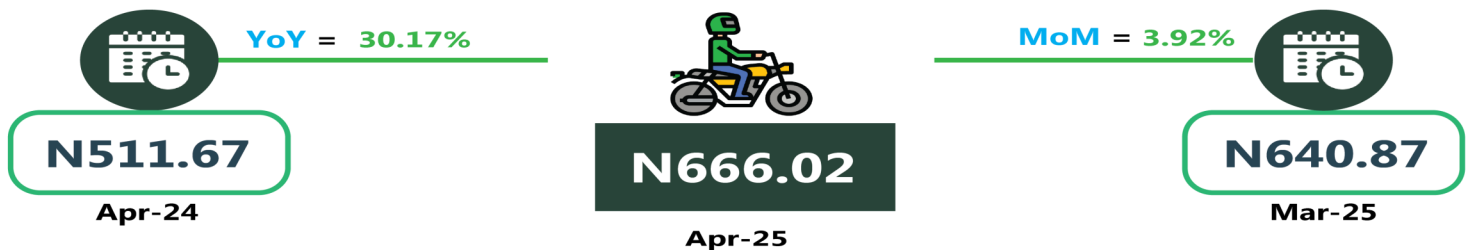
BUS JOURNEY INTERCITY, STATE ROUTE, CHARGE PER PERSON



AIR FARE CHARGE FOR SPECIFIED ROUTES SINGLE JOURNEY



JOURNEY BY MOTORCYCLE (OKADA) PER DROP



WATER TRANSPORT: WATER WAY PASSENGER TRANSPORTATION



TRANSPORT FARE WATCH - APRIL 2025

Average Transport Fare by Categories NORTH WEST

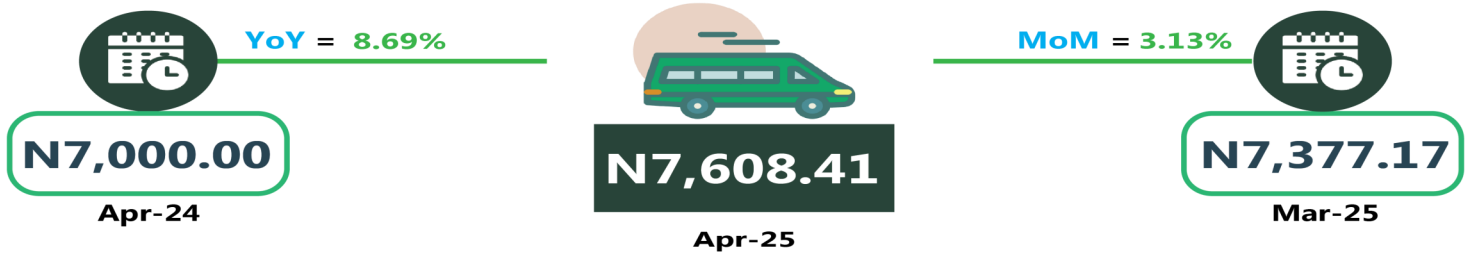
Current Month



BUS JOURNEY WITHIN CITY, PER DROP CONSTANT ROUTE



BUS JOURNEY INTERCITY, STATE ROUTE, CHARGE PER PERSON



AIR FARE CHARGE FOR SPECIFIED ROUTES SINGLE JOURNEY



JOURNEY BY MOTORCYCLE (OKADA) PER DROP



WATER TRANSPORT: WATER WAY PASSENGER TRANSPORTATION



TRANSPORT FARE WATCH - APRIL 2025

Average Transport Fare by Categories SOUTH EAST

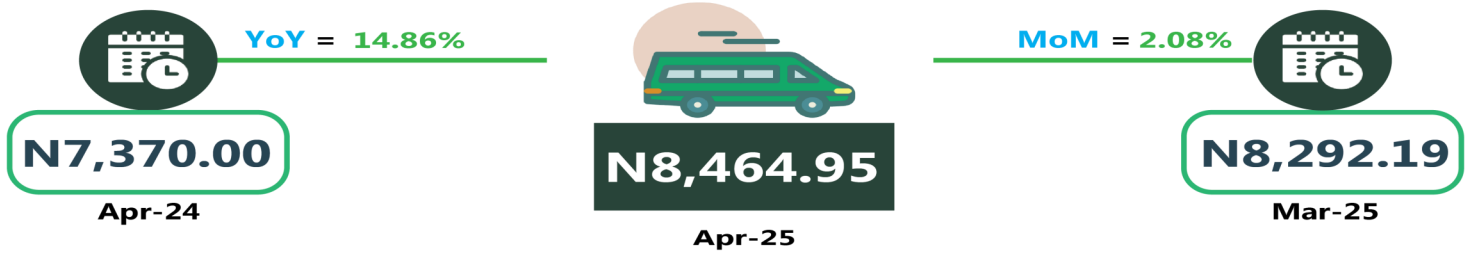
Transportation



BUS JOURNEY WITHIN CITY, PER DROP CONSTANT ROUTE



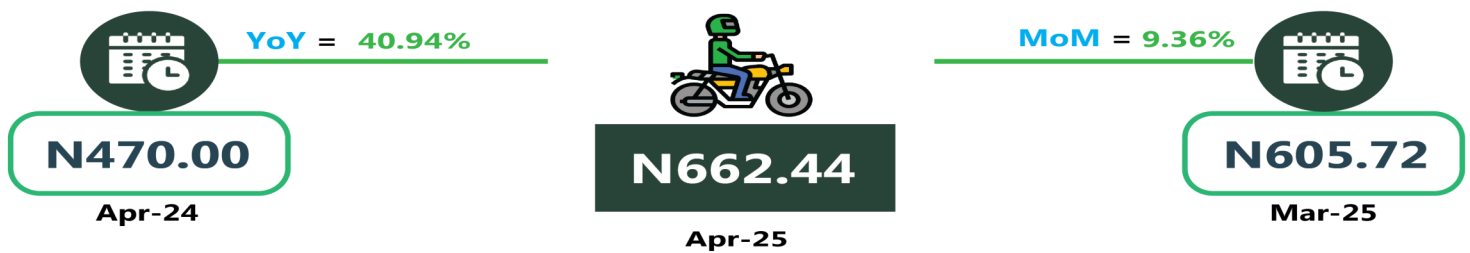
BUS JOURNEY INTERCITY, STATE ROUTE, CHARGE PER PERSON



AIR FARE CHARGE FOR SPECIFIED ROUTES SINGLE JOURNEY



JOURNEY BY MOTORCYCLE (OKADA) PER DROP



WATER TRANSPORT: WATER WAY PASSENGER TRANSPORTATION



TRANSPORT FARE WATCH - APRIL 2025

Average Transport Fare by Categories SOUTH WEST

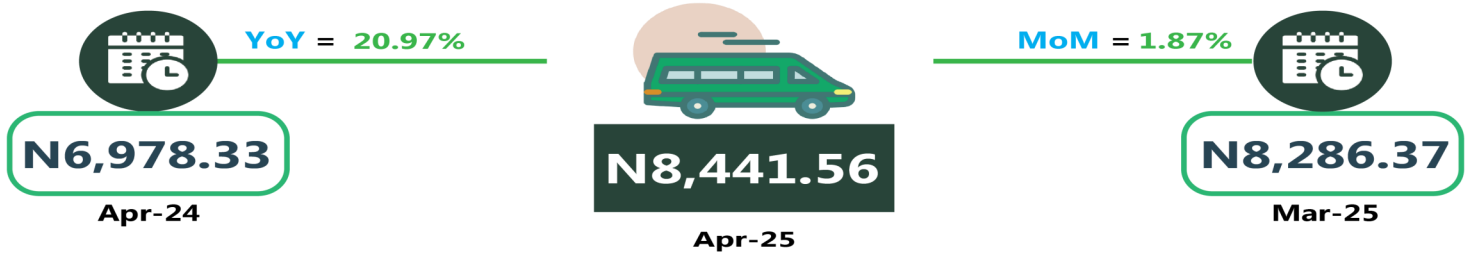
Continuum



BUS JOURNEY WITHIN CITY, PER DROP CONSTANT ROUTE



BUS JOURNEY INTERCITY, STATE ROUTE, CHARGE PER PERSON



AIR FARE CHARGE FOR SPECIFIED ROUTES SINGLE JOURNEY



JOURNEY BY MOTORCYCLE (OKADA) PER DROP



WATER TRANSPORT: WATER WAY PASSENGER TRANSPORTATION



TRANSPORT FARE WATCH - APRIL 2025

Average Transport Fare by Categories SOUTH SOUTH

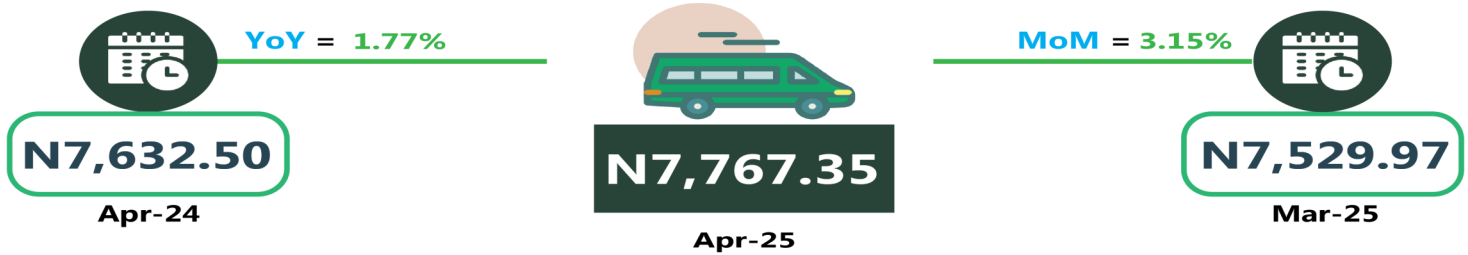
Continuum



BUS JOURNEY WITHIN CITY, PER DROP CONSTANT ROUTE



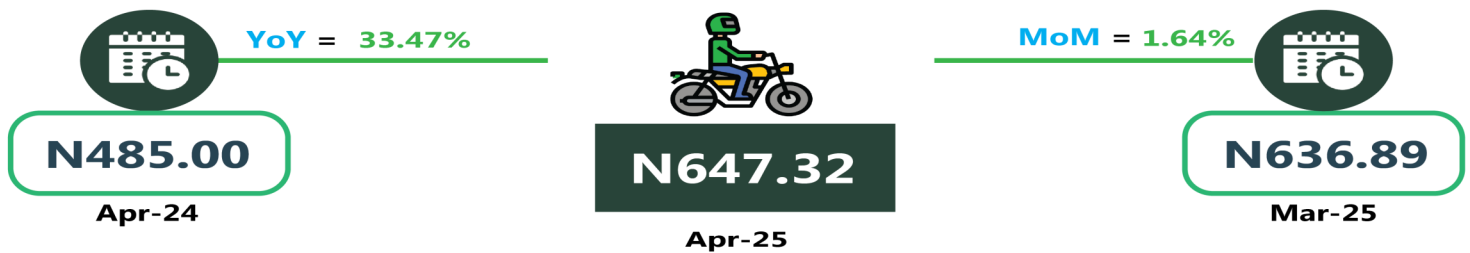
BUS JOURNEY INTERCITY, STATE ROUTE, CHARGE PER PERSON



AIR FARE CHARGE FOR SPECIFIED ROUTES SINGLE JOURNEY



JOURNEY BY MOTORCYCLE (OKADA) PER DROP



WATER TRANSPORT: WATER WAY PASSENGER TRANSPORTATION



APPENDIX

Zone	Average of Apr-24	Average of Mar-25	Average of Apr-25	MoM	YoY
Air fare charg.for specified routes single journey	89189.19	128432.80	130243.90	1.41	46.03
NORTH CENTRAL	84571.43	128580.49	129795.76	0.95	53.47
NORTH EAST	89733.33	129972.08	131080.97	0.85	46.08
NORTH WEST	92128.57	127688.89	127420.83	0.21	38.31
SOUTH EAST	86700.00	126808.90	127694.10	0.70	47.28
SOUTH SOUTH	89833.33	126866.76	132115.81	4.14	47.07
SOUTH WEST	92033.33	130508.41	133476.17	2.27	45.03
Bus journey intercity, state route, charg. per per	7122.57	7722.02	7902.08	2.33	10.94
NORTH CENTRAL	6810.00	7636.67	7642.77	0.08	12.23
NORTH EAST	7058.33	7376.47	7673.43	4.03	8.71
NORTH WEST	7000.00	7377.17	7608.41	3.13	8.69
SOUTH EAST	7370.00	8292.19	8464.95	2.08	14.86
SOUTH SOUTH	7632.50	7529.97	7767.35	3.15	1.77
SOUTH WEST	6978.33	8286.37	8441.56	1.87	20.97
Bus journey within city , per drop constant rou	967.76	971.80	999.27	2.83	3.26
NORTH CENTRAL	955.71	1011.47	1003.53	0.79	5.00
NORTH EAST	983.33	935.83	1001.57	7.02	1.85
NORTH WEST	964.29	961.43	986.09	2.57	2.26
SOUTH EAST	926.00	943.40	985.36	4.45	6.41
SOUTH SOUTH	984.50	938.33	957.55	2.05	2.74
SOUTH WEST	988.33	1030.74	1060.67	2.90	7.32
Journey by motorcycle (okada) per drop	476.49	638.19	663.06	3.90	39.16
NORTH CENTRAL	452.86	655.26	668.20	1.97	47.55
NORTH EAST	511.67	640.87	666.02	3.92	30.17
NORTH WEST	421.43	582.95	610.30	4.69	44.82
SOUTH EAST	470.00	605.72	662.44	9.36	40.94
SOUTH SOUTH	485.00	636.89	647.32	1.64	33.47
SOUTH WEST	530.00	708.37	731.91	3.32	38.10
Water transport : water way passen-ger transportat	1385.95	1650.66	1698.91	2.92	22.58
NORTH CENTRAL	985.71	1185.47	1205.02	1.65	22.25
NORTH EAST	770.00	950.50	958.33	0.82	24.46
NORTH WEST	842.86	1084.04	1122.22	3.52	33.14
SOUTH EAST	922.00	1162.00	1193.20	2.69	29.41
SOUTH SOUTH	3525.00	3960.00	4107.84	3.73	16.53
SOUTH WEST	1350.00	1652.48	1701.01	2.94	26.00

State	Air fare charg.for speci-fied routes single jour-ney	Bus journey inter-city, state route, charg. per per	Bus journey within city , per drop con-stant rou	Journey by mo-torcycle (okada) per drop	Water transport : wa-ter way passen-ger transportat
ABIA	127530.00	8706.98	489.39	671.82	850.00
ABUJA	133240.00	8414.46	920.00	707.63	750.00
ADAMAWA	136430.00	7719.86	550.00	550.00	1400.00
AKWA IBOM	125960.40	8588.84	1000.29	580.00	2750.00
ANAMBRA	127950.00	9821.94	1068.88	500.00	980.00
BAUCHI	126450.80	6755.74	1235.42	585.12	1100.00
BAYELSA	125500.00	8475.00	900.00	557.50	4720.00
BENUE	126500.00	6965.38	950.15	700.76	1375.00
BORNO	134000.00	8187.50	950.00	630.00	650.00
CROSS RIVER	127550.91	8525.00	945.00	735.00	3725.00
DELTA	130120.50	8355.52	1060.00	725.21	4387.05
EBONYI	124540.25	6232.76	950.22	660.39	1456.00
EDO	125666.67	6570.83	1080.00	550.00	3600.00
EKITI	125500.00	8780.19	1058.94	488.75	1180.00
ENUGU	126000.00	7913.03	1242.35	630.00	1350.00
GOMBE	128800.00	8850.00	1180.00	688.90	800.00
IMO	132450.25	9650.06	1175.95	850.00	1330.00
JIGAWA	129890.25	7534.99	1155.76	590.18	1250.00
KADUNA	128750.60	7547.52	1131.06	753.55	1040.00
KANO	115454.43	7971.88	700.00	730.00	1050.00
KATSINA	128500.00	7551.10	960.16	550.00	1140.00
KEBBI	126500.00	7677.50	955.00	598.40	945.52
KOGI	128500.00	9200.67	930.00	680.00	1500.00
KWARA	134450.00	5965.89	1233.36	650.07	1530.00
LAGOS	126960.75	7827.97	1330.66	1050.00	1948.89
NASARAWA	124770.31	6950.00	1220.00	688.92	1085.61
NIGER	130500.00	7496.66	911.00	595.80	1120.00
OGUN	127800.43	9460.06	1022.50	676.00	2455.37
ONDO	141795.83	7666.67	1180.23	850.67	2000.00
OSUN	135800.00	7354.82	856.52	649.76	1438.30
OYO	143000.00	9559.66	915.20	676.29	1183.50
PLATEAU	130610.00	8506.33	860.20	654.22	1074.51
RIVERS	157896.40	6088.89	760.00	736.18	5465.00
SOKOTO	128450.00	6970.00	830.00	500.00	1550.00
TARABA	128450.00	6927.46	1194.00	762.09	850.00
YOBE	132355.00	7600.00	900.00	780.00	950.00
ZAMFARA	134400.53	8005.89	1170.67	550.00	880.00
Grand Total	130243.90	7902.08	999.27	663.06	1698.91

CONTACT



National Bureau of Statistics

Head Office

No 1, Wole Olanipekun Street,
Formerly, Plot 762 Independence
Avenue
Off Constitution Avenue,
CBD, Abuja, F. C. T.

Mr. Ichedi S.J

Information Desk

Head, Communication & Public
Relations Department (C&PRD)
Phone: +2348037051701
sjchedi@nigerianstat.gov.ng

Moses Mathew

Statistical Information Officer

Phone: +2347069071157
matmoses@nigerianstat.gov.ng

Dr A.A. Ayo

Head Prices Division

Phone: +2348036082904
anthonyayo@nigerianstat.gov.ng



@nbs_nigeria



NBSNigeria



nbs_nigeria

