



NATIONAL BUREAU OF STATISTICS

Transport Fare Watch

(JULY 2025)



Report Date: September 2025

Data Source: National Bureau of Statistics (NBS)

CONTENT

Methodology	3
Executive Summary	4
Average Transport Fare Across States	
- States Bus Journey Within City, Per Drop Constant Route	6
- States Bus Journey Intercity, State Route, Charge per person	7
- Air Fare Charge for Specified Routes Single Journey	8
- Journey by Motorcycle (Okada) Per Drop	9
- Waterway Passenger Transport	10
Average Transport Fare by Categories - All Zones	
North Central.....	11
North East.....	12
North West.....	13
South East	14
South West	15
South-South.....	16
Appendix	17
Contact	19

METHODOLOGY

Fieldwork is done solely by over 700 NBS Staff in all States of the federation supported by supervisors who are monitored by internal and external observers.

Prices are collected across all the 774 local governments across all States and the FCT from over 10,000 respondents and locations and reflect actual fare households state they actually paid for those services.

The average of all these fares is then reported for each state and the average for the country is the average for the state.

NBS audit team subsequently conducts randomly selected verification of fares recorded.

EXECUTIVE SUMMARY

Transport Fare Watch for July 2025 covers the following categories: bus journey within the city per drop constant route; bus journey intercity (state route) charge per person; air fare charge for specified routes single journey; journey by motorcycle (Okada) per drop; and water way passenger transport.

The average fare paid by commuters for bus journeys within the city per drop increased to 0.52% from ₦1,023.08 in June 2025 to ₦1,028.44 in July 2025. On a year-on year basis, it increased by 9.11% from ₦942.61 in July 2024.

In another category, the average fare paid by commuters for bus journey intercity per drop was ₦8,005.12 in July 2025, indicating an increase of 0.37% on a month-on-month basis compared to ₦7,975.85 in June 2025. On a year-on-year basis, the fare increased by 12.48% from ₦7,117.17 in July 2024.

In air travel, the average fare paid by air passengers for specified routes single journey was ₦130,572.55 in July 2025, showing an increase of 0.17% while compared to previous month (June 2025). On a year-on -year basis, the fare rose by 32.48% from ₦98,561.74 in July 2024.

The average transport fare paid on Okada transportation was ₦713.63 in July 2025 which shows an increase of 0.99% when compared with the value recorded in June 2025 (₦706.63). On a year-on-year basis, the fare increased by 47.65% when compared with July 2024 (₦483.33).

For water transport (waterway passenger transportation), the average fare paid in July 2025 was ₦1,757.91 which indicates an increase of 0.43% on monthly basis. On a year-on-year basis, it increased by 25.29% from ₦1,403.06 in July 2024.

On state profile analysis, for intercity bus travel (state route charged per person fare), the highest fare was recorded in Anambra with ₦9,862.32, followed by Imo with ₦9,710.46. The least fare was recorded in Kwara with ₦5,991.00, followed by Rivers with ₦6,189.56. Lagos state recorded the highest bus journey within the city (per drop constant route) in July 2025 with ₦1,384.00 followed by Nasarawa with ₦1,305.53. On the other hand, Abia recorded the least with ₦507.51 followed by Adamawa with ₦580.00. Similarly, Rivers recorded the highest air transport charges (for specified routes single journeys) with ₦156,048.28, followed by Oyo with ₦140,186.29. Conversely, Ebonyi recorded the least fare with ₦124,620.06, followed by Nasarawa with ₦125,100.04. Also, Ogun State had the highest motorcycle transport fare in July 2025 with ₦1,150.00, followed by Lagos with ₦1,085.00. Ekiti recorded the least fare with ₦495.90, followed by Anambra with ₦534.00. Similarly, water transport fare was highest in Rivers with ₦5,567.31, followed by Bayelsa with ₦4,900.54, while the least fare was recorded in Borno with ₦680.92, followed by Gombe with ₦857.23.

For Analysis by zone in July 2025, transport fares of bus journeys within the city recorded the highest in the South- West with ₦1,115.66, followed by North-Central with ₦1,060.30, while the South-South recorded the least with ₦984.88.

In terms of bus journey intercity, the South-West had the highest fare with ₦8,569.61 followed by the South-East with ₦8,546.99 while North-West recorded the least with ₦7,711.28.

Air transportation in July 2025, the South-West recorded the highest fare with ₦132,370.60 followed by the South-South with ₦131,895.56 while the South-East had the least with ₦127,873.70.

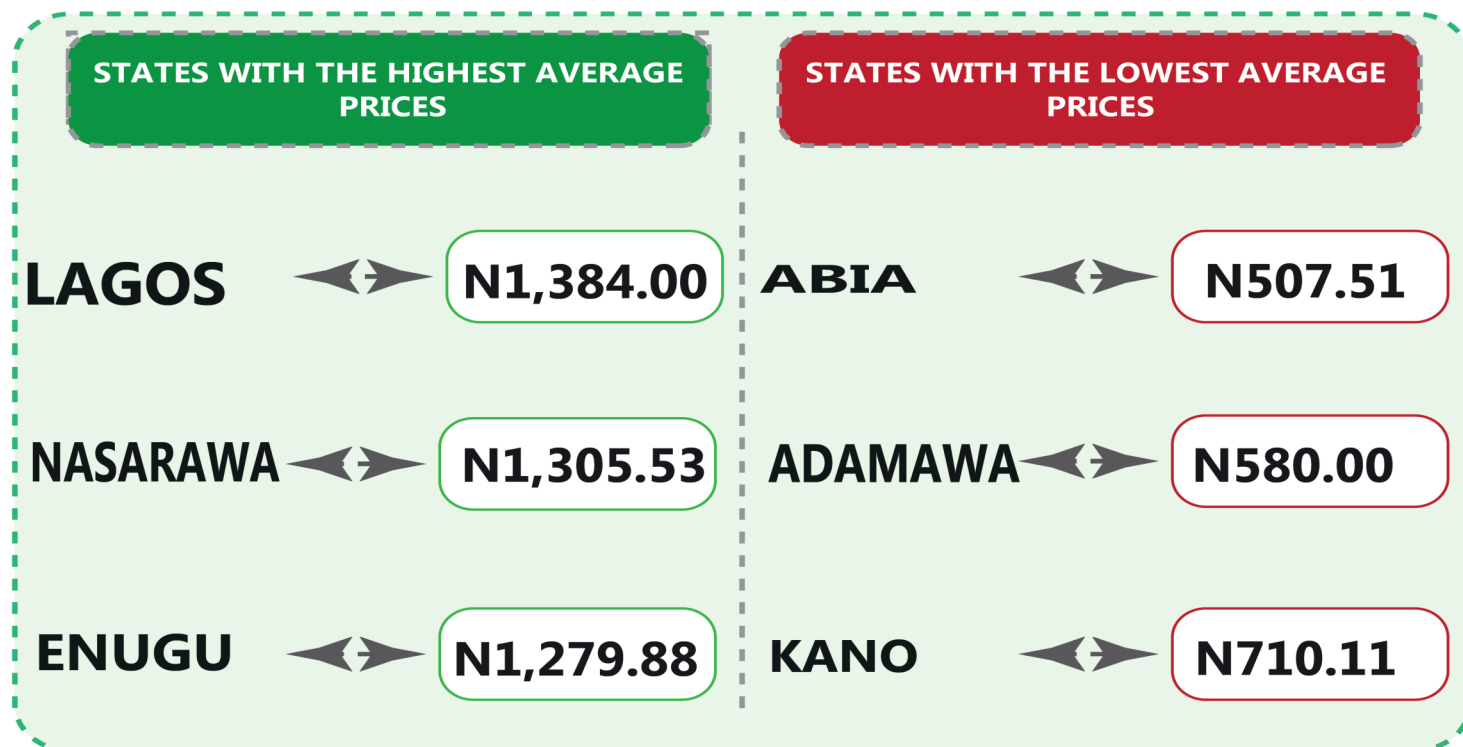
Also, commuters on a motorcycle (Okada) paid the highest fare in the South-West with ₦834.73 followed by North-Central with ₦717.66, while the North-West recorded the least with ₦660.48.

The South -South zone had the highest fare on water transport with ₦4,243.64, followed by the South-West with ₦1,740.02, while the North-East had the least with ₦1,006.25.

TRANSPORT FARE WATCH - JULY 2025

Average Transport Fare Across States


-Bus Journey Within City , Per Drop Constant Route



TRANSPORT FARE WATCH - JULY 2025

Average Transport Fare Across States

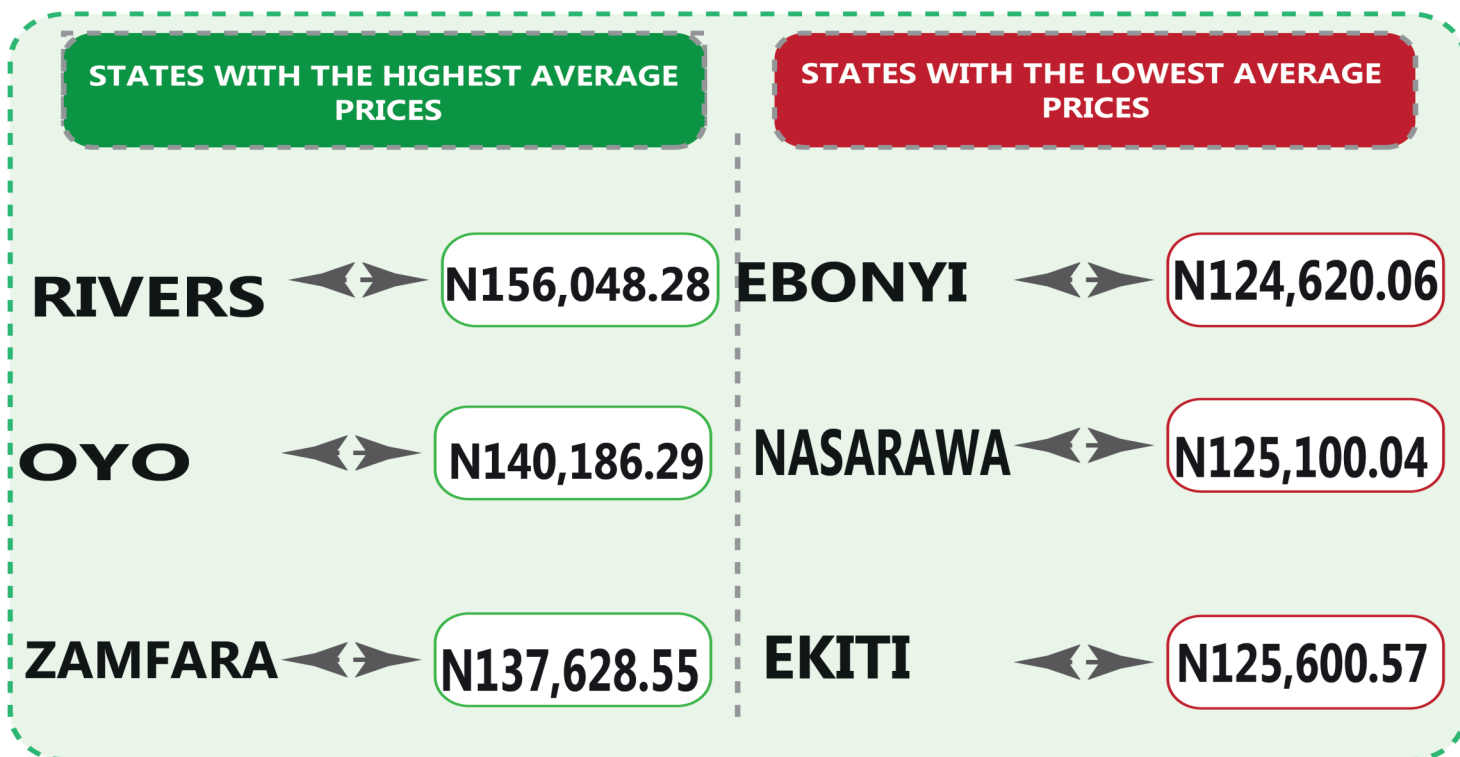
-Bus Journey Intercity, State Route, Charge Per Person



TRANSPORT FARE WATCH - JULY 2025

Average Transport Fare Across States

-Air Fare Charge For Specified Routes Single Journey



TRANSPORT FARE WATCH - JULY 2025

Average Transport Fare Across States
-Journey by Motorcycle (Okada) Per Drop



YoY = 47.65%

N483.33

JULY 2024



MoM = 0.99%

N706.63

JUNE 2025

N713.63

JULY 2025

STATES WITH THE HIGHEST AVERAGE PRICES

OGUN

N1,150.00

LAGOS

N1,085.00

ONDO

N890.34

STATES WITH THE LOWEST AVERAGE PRICES

EKITI

N495.90

ANAMBRA

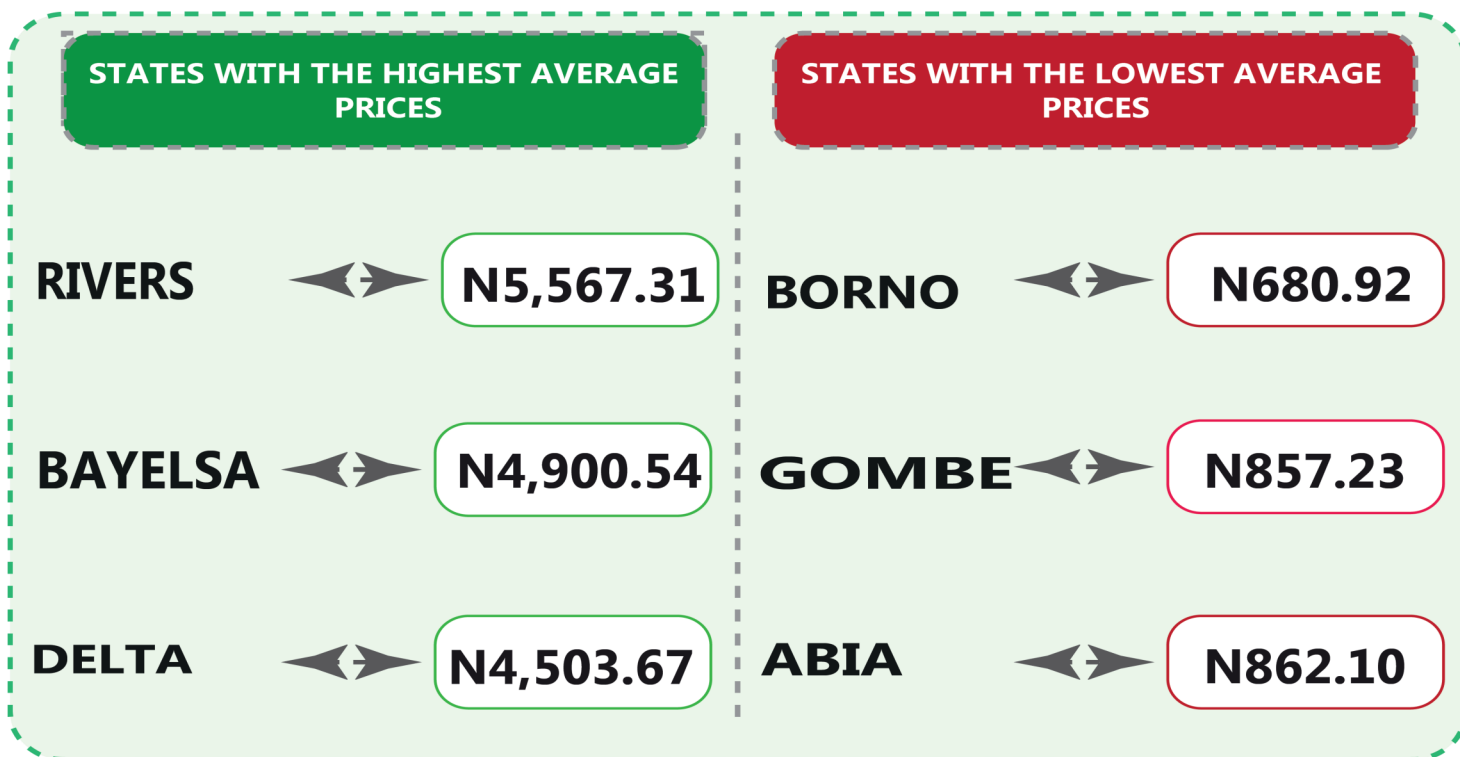
N534.00

SOKOTO

N566.71

TRANSPORT FARE WATCH - JULY 2025

Average Transport Fare Across States
-Waterway Passenger Transport



TRANSPORT FARE WATCH - JULY 2025

Average Transport Fare by Categories
NORTH CENTRAL

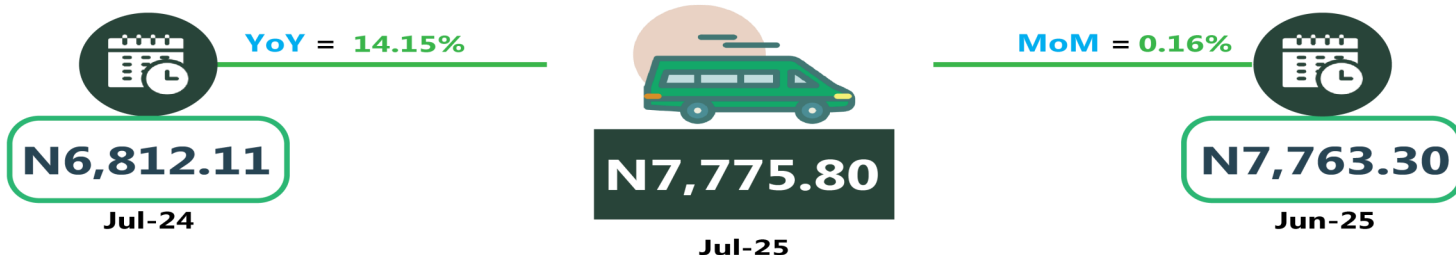
Current (Jul-25)



BUS JOURNEY WITHIN CITY, PER DROP CONSTANT ROUTE




BUS JOURNEY INTERCITY, STATE ROUTE, CHARGE PER PERSON



AIR FARE CHARGE FOR SPECIFIED ROUTES SINGLE JOURNEY



JOURNEY BY MOTORCYCLE (OKADA) PER DROP



WATER TRANSPORT: WATER WAY PASSENGER TRANSPORTATION



TRANSPORT FARE WATCH - JULY 2025

Average Transport Fare by Categories
NORTH EAST

Lorem ipsum



BUS JOURNEY WITHIN CITY, PER DROP CONSTANT ROUTE



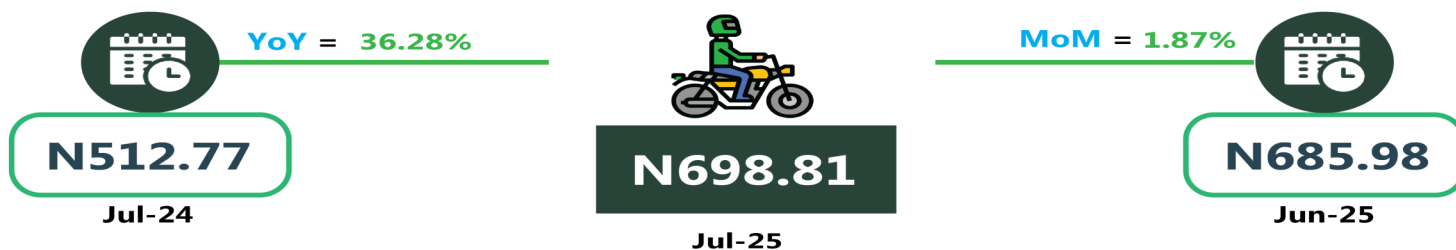
BUS JOURNEY INTERCITY, STATE ROUTE, CHARGE PER PERSON



AIR FARE CHARGE FOR SPECIFIED ROUTES SINGLE JOURNEY



JOURNEY BY MOTORCYCLE (OKADA) PER DROP



WATER TRANSPORT: WATER WAY PASSENGER TRANSPORTATION



TRANSPORT FARE WATCH - JULY 2025

Average Transport Fare by Categories
NORTH WEST

Continued from Page 12



BUS JOURNEY WITHIN CITY, PER DROP CONSTANT ROUTE



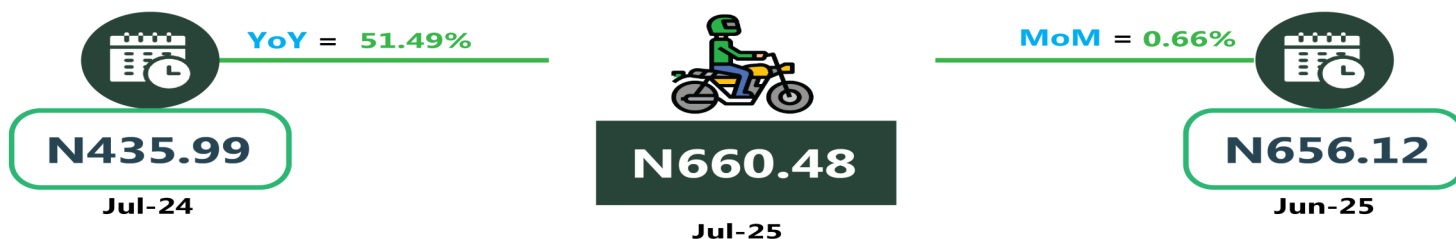
BUS JOURNEY INTERCITY, STATE ROUTE, CHARGE PER PERSON



AIR FARE CHARGE FOR SPECIFIED ROUTES SINGLE JOURNEY



JOURNEY BY MOTORCYCLE (OKADA) PER DROP



WATER TRANSPORT: WATER WAY PASSENGER TRANSPORTATION



TRANSPORT FARE WATCH - JULY 2025

Average Transport Fare by Categories
SOUTH EAST

Lorem ipsum



BUS JOURNEY WITHIN CITY, PER DROP CONSTANT ROUTE



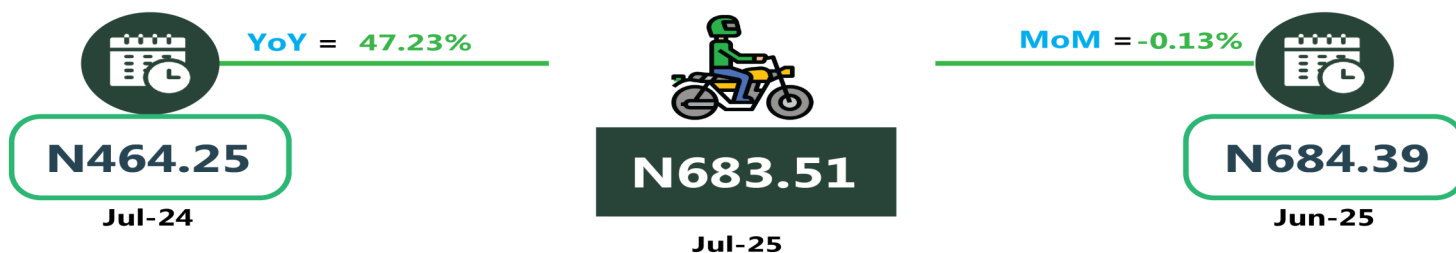
BUS JOURNEY INTERCITY, STATE ROUTE, CHARGE PER PERSON



AIR FARE CHARGE FOR SPECIFIED ROUTES SINGLE JOURNEY



JOURNEY BY MOTORCYCLE (OKADA) PER DROP



WATER TRANSPORT: WATER WAY PASSENGER TRANSPORTATION



TRANSPORT FARE WATCH - JULY 2025

Average Transport Fare by Categories
SOUTH WEST

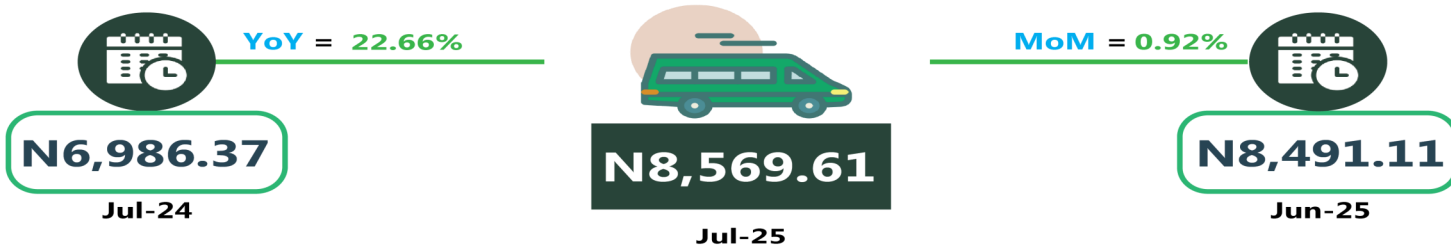
Learn more



BUS JOURNEY WITHIN CITY, PER DROP CONSTANT ROUTE




BUS JOURNEY INTERCITY, STATE ROUTE, CHARGE PER PERSON



AIR FARE CHARGE FOR SPECIFIED ROUTES SINGLE JOURNEY



JOURNEY BY MOTORCYCLE (OKADA) PER DROP



WATER TRANSPORT: WATER WAY PASSENGER TRANSPORTATION



TRANSPORT FARE WATCH - JULY 2025

Average Transport Fare by Categories
SOUTH SOUTH

Legend (Naira)



BUS JOURNEY WITHIN CITY, PER DROP CONSTANT ROUTE



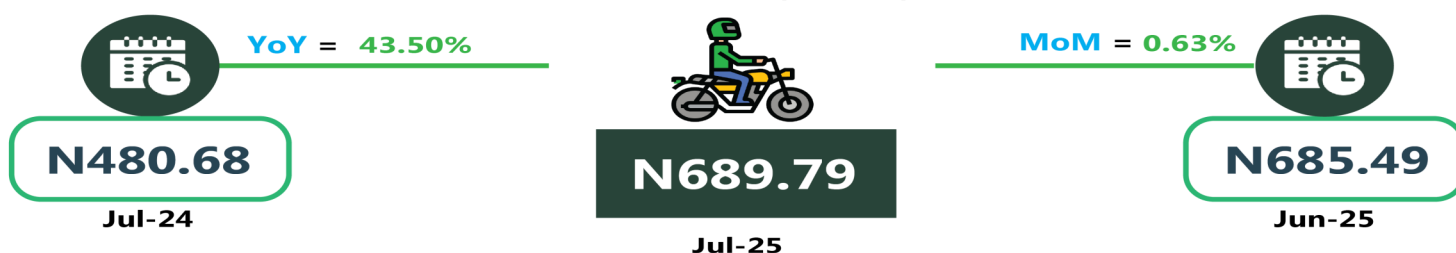
BUS JOURNEY INTERCITY, STATE ROUTE, CHARGE PER PERSON



AIR FARE CHARGE FOR SPECIFIED ROUTES SINGLE JOURNEY



JOURNEY BY MOTORCYCLE (OKADA) PER DROP



WATER TRANSPORT: WATER WAY PASSENGER TRANSPORTATION



APPENDIX

Zone	Average of Jul-24	Average of Jun-25	Average of Jul-25	MoM	YoY
Air fare charg.for specified routes single journey	98561.74	130345.36	130572.55	0.17	32.48
NORTH CENTRAL	102139.71	130104.67	130203.39	0.08	27.48
NORTH EAST	101141.22	131101.49	131447.81	0.26	29.96
NORTH WEST	96352.82	128960.36	129444.06	0.38	34.34
SOUTH EAST	96487.44	127830.91	127873.70	0.03	32.53
SOUTH SOUTH	97757.55	131276.87	131895.56	0.47	34.92
SOUTH WEST	96917.80	132649.76	132370.60	0.21	36.58
Bus journey intercity, state route, charg. per per	7117.17	7975.85	8005.12	0.37	12.48
NORTH CENTRAL	6812.11	7763.30	7775.80	0.16	14.15
NORTH EAST	7051.65	7757.43	7780.05	0.29	10.33
NORTH WEST	7000.17	7694.06	7711.28	0.22	10.16
SOUTH EAST	7319.64	8506.70	8546.99	0.47	16.77
SOUTH SOUTH	7637.14	7813.38	7824.50	0.14	2.45
SOUTH WEST	6986.37	8491.11	8569.61	0.92	22.66
Bus journey within city , per drop constant rou	942.61	1023.08	1028.44	0.52	9.11
NORTH CENTRAL	924.28	1051.21	1060.30	0.87	14.72
NORTH EAST	945.81	1000.90	1013.57	1.27	7.16
NORTH WEST	938.69	998.40	994.79	0.36	5.98
SOUTH EAST	901.26	998.24	996.41	0.18	10.56
SOUTH SOUTH	965.75	977.69	984.88	0.74	1.98
SOUTH WEST	976.70	1107.31	1115.66	0.75	14.23
Journey by motorcycle (okada) per drop	483.33	706.63	713.63	0.99	47.65
NORTH CENTRAL	469.08	703.24	717.66	2.05	52.99
NORTH EAST	512.77	685.98	698.81	1.87	36.28
NORTH WEST	435.99	656.12	660.48	0.66	51.49
SOUTH EAST	464.25	684.39	683.51	0.13	47.23
SOUTH SOUTH	480.68	685.49	689.79	0.63	43.50
SOUTH WEST	544.27	829.83	834.73	0.59	53.37
Water transport : water way pas-senger transportat	1403.06	1750.41	1757.91	0.43	25.29
NORTH CENTRAL	1003.00	1254.29	1268.38	1.12	26.46
NORTH EAST	779.04	1010.13	1006.25	0.38	29.17
NORTH WEST	851.03	1152.26	1158.76	0.56	36.16
SOUTH EAST	931.04	1219.29	1222.66	0.28	31.32
SOUTH SOUTH	3572.94	4230.39	4243.64	0.31	18.77
SOUTH WEST	1361.34	1729.96	1740.02	0.58	27.82

State	Air fare charg.for specified routes single journey	Bus journey inter- city, state route, charg. per per	Bus journey within city , per drop constant rou	Journey by mo- torcycle (okada) per drop	Water transport : water way pas- senger transpor- tat
ABIA	127665.78	8845.13	507.51	680.80	862.10
ABUJA	134200.00	9020.87	960.55	770.11	900.78
ADAMAWA	135850.95	7814.14	580.00	580.47	1455.13
AKWA IBOM	126000.92	8549.61	1020.95	646.54	2790.00
ANAMBRA	128031.45	9862.32	1069.82	534.00	987.40
BAUCHI	127095.32	6878.64	1214.98	650.00	1126.08
BAYELSA	125639.77	8562.71	970.81	610.19	4900.54
BENUE	126700.80	6990.47	980.99	740.11	1450.07
BORNO	134080.67	8197.43	920.58	650.39	680.92
CROSS RIVER	127720.29	8621.96	955.07	763.66	4010.47
DELTA	130283.55	8437.66	1068.56	752.96	4503.67
EBONYI	124620.06	6358.62	964.71	676.19	1487.51
EDO	125680.53	6585.48	1097.20	577.20	3689.86
EKITI	125600.57	8783.78	1090.35	495.90	1188.62
ENUGU	126450.95	7958.41	1279.88	675.56	1387.77
GOMBE	129259.29	8902.86	1170.41	690.81	857.23
IMO	132600.25	9710.46	1160.11	850.99	1388.52
JIGAWA	130086.45	7697.67	1137.52	618.70	1286.81
KADUNA	129117.95	7750.69	1164.04	780.66	1077.89
KANO	125742.96	7999.12	710.11	757.37	1076.49
KATSINA	127852.11	7620.00	977.60	645.24	1186.68
KEBBI	126762.65	7715.90	850.00	652.30	986.75
KOGI	128690.56	9258.59	970.76	750.76	1568.47
KWARA	134660.99	5991.00	1269.46	705.66	1570.26
LAGOS	127200.00	7950.00	1384.00	1085.00	1983.00
NASARAWA	125100.04	7020.06	1305.53	710.09	1150.16
NIGER	130700.99	7550.66	1022.26	660.91	1140.19
OGUN	128000.00	9560.00	1148.00	1150.00	2510.43
ONDO	137286.60	7796.65	1226.80	890.34	2043.77
OSUN	135950.16	7619.28	890.09	700.02	1502.60
OYO	140186.29	9707.96	954.72	687.10	1211.70
PLATEAU	131370.34	8598.98	912.56	685.98	1098.76
RIVERS	156048.28	6189.56	796.70	788.20	5567.31
SOKOTO	128917.76	7100.12	876.12	566.71	1579.04
TARABA	128938.61	7030.96	1250.28	792.96	898.20
YOBE	133462.01	7856.28	945.20	828.22	1019.97
ZAMFARA	137628.55	8095.50	1248.11	602.34	917.67
Grand Total	130572.55	8005.12	1028.44	713.63	1757.91

CONTACT



National Bureau of Statistics

Head Office

No 1, Wole Olanipekun Street,
Formerly, Plot 762 Independence Avenue
Off Constitution Avenue,
CBD, Abuja, F. C. T.

Alesanmi Folorunsho

Information Desk

Head, Communications & Public Relations
Department (C&PRD)
Phone: +2347064643933
falesanmi@nigerianstat.gov.ng

Moses Mathew

Statistical Information Officer

Phone: +2347069071157
matmoses@nigerianstat.gov.ng



@nbs_nigeria



NBSNigeria



nbs_nigeria

