



NATIONAL BUREAU OF STATISTICS

Transport Fare Watch

(JUNE 2025)



Report Date: September 2025

Data Source: National Bureau of Statistics (NBS)

CONTENT

Methodology	3
Executive Summary	4
Average Transport Fare Across States	
- States Bus Journey Within City, Per Drop Constant Route	6
- States Bus Journey Intercity, State Route, Charge per person	7
- Air Fare Charge for Specified Routes Single Journey	8
- Journey by Motorcycle (Okada) Per Drop	9
- Waterway Passenger Transport	10
Average Transport Fare by Categories - All Zones	
North Central.....	11
North East.....	12
North West.....	13
South East	14
South West	15
South-South.....	16
Appendix	17
Contact	19

METHODOLOGY

Fieldwork is done solely by over 700 NBS Staff in all States of the federation supported by supervisors who are monitored by internal and external observers.

Prices are collected across all the 774 local governments across all States and the FCT from over 10,000 respondents and locations and reflect actual fare households state they actually paid for those services.

The average of all these fares is then reported for each state and the average for the country is the average for the state.

NBS audit team subsequently conducts randomly selected verification of fares recorded.

EXECUTIVE SUMMARY

Transport Fare Watch for June 2025 covers the following categories: bus journey within the city per drop constant route; bus journey intercity (state route) charge per person; air fare charge for specified routes single journey; journey by motorcycle (Okada) per drop; and water way passenger transport.

The average fare paid by commuters for bus journeys within the city per drop decreased to 0.91% from ₦1,032.46 in May 2025 to ₦1,023.08 in June 2025. On a year-on-year basis, it increased by 6.17% from ₦963.58 in June 2024.

In another category, the average fare paid by commuters for bus journey intercity per drop was ₦7,975.85 in June 2025, indicating an increase of 0.23% on a month-on-month basis compared to ₦7,957.41 in May 2025. On a year-on-year basis, the fare increased by 12.46% from ₦7,092.03 in June 2024.

In air travel, the average fare paid by air passengers for specified routes single journey was ₦130,345.36 in June 2025, showing a decrease of 0.01% while compared to previous month (May 2025). On a year-on-year basis, the fare rose by 45.01% from ₦89,886.84 in June 2024.

The average transport fare paid on Okada transportation was ₦706.63 in June 2025 which shows an increase of 0.44% when compared with the value recorded in May 2025 (₦703.54). On a year-on-year basis, the fare increased by 47.99% when compared with June 2024 (₦477.49).

For water transport (waterway passenger transportation), the average fare paid in June 2025 was ₦1,750.41 which indicates an increase of 0.64% on monthly basis. On a year-on-year basis, it increased by 24.20% from ₦1,409.33 in June 2024.

On state profile analysis, for intercity bus travel (state route charged per person fare), the highest fare was recorded in Anambra with ₦9,761.33, followed by Imo with ₦9,705.46. The least fare was recorded in Kwara with ₦5,989.89, followed by Rivers with ₦6,143.82. Lagos state recorded the highest bus journey within the city (per drop constant route) in June 2025 with ₦1,380.00 followed by Nasarawa with ₦1,300.00. On the other hand, Abia recorded the least with ₦504.89 followed by Adamawa with ₦570.00. Similarly, Rivers recorded the highest air transport charges (for specified routes single journeys) with ₦152,799.77, followed by Oyo with ₦140,275.92. Conversely, Ebonyi recorded the least fare with ₦124,566.50, followed by Nasarawa with ₦125,000.99. Also, Ogun State had the highest motorcycle transport fare in June 2025 with ₦1,145.00, followed by Lagos with ₦1,078.00. Ekiti recorded the least fare with ₦495.50, followed by Anambra with ₦530.59. Similarly, water transport fare was highest in Rivers with ₦5,562.15, followed by Bayelsa with ₦4,850.01, while the least fare was recorded in Borno with ₦680.51, followed by Abia with ₦856.05.

For Analysis by zone in June 2025, transport fares of bus journeys within the city recorded the highest in the South-West with ₦1,107.31, followed by North-Central with ₦1,051.21, while the South-South recorded the least with ₦977.69.

In terms of bus journey intercity, the South-East had the highest fare with ₦8,506.70 followed by the South-West with ₦8,491.11 while North-West recorded the least with ₦7,694.06.

Air transportation in June 2025, the South-West recorded the highest fare with ₦132,649.76 followed by the South-South with ₦131,276.87 while the South-East had the least with ₦127,830.91.

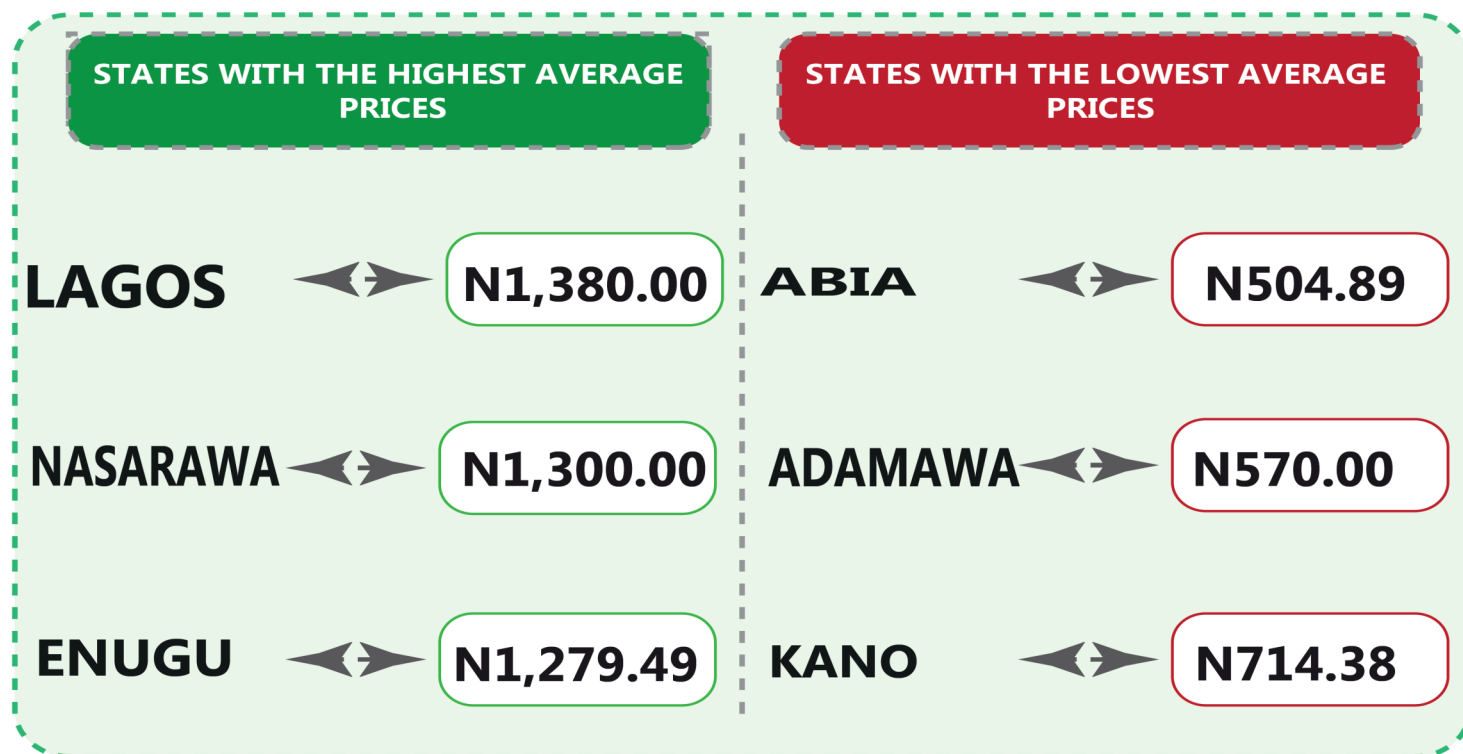
Also, commuters on a motorcycle (Okada) paid the highest fare in the South-West with ₦829.83 followed by North-Central with ₦703.24, while the North-West recorded the least with ₦656.12.

The South -South zone had the highest fare on water transport with ₦4,230.39, followed by the South-West with ₦1,729.96, while the North-East had the least with ₦1,010.13.

TRANSPORT FARE WATCH - JUNE 2025

Average Transport Fare Across States


-Bus Journey Within City , Per Drop Constant Route



TRANSPORT FARE WATCH - JUNE 2025

Average Transport Fare Across States

-Bus Journey Intercity, State Route, Charge Per Person

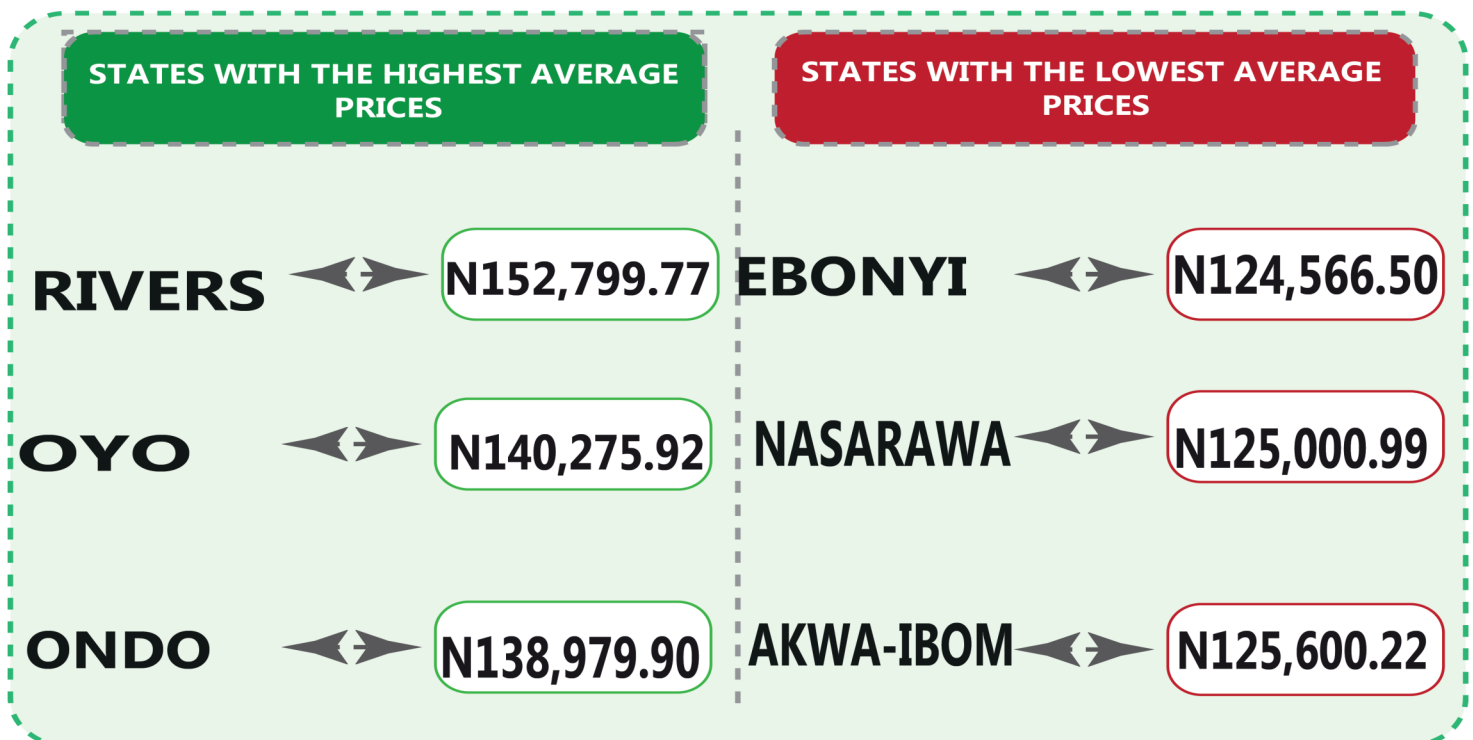


STATES WITH THE HIGHEST AVERAGE PRICES		STATES WITH THE LOWEST AVERAGE PRICES	
ANAMBRA	N9,761.33	KWARA	N5,989.89
IMO	N9,705.46	RIVERS	N6,143.82
OYO	N9,605.66	EBONYI	N6,355.89

TRANSPORT FARE WATCH - JUNE 2025

Average Transport Fare Across States

-Air Fare Charge For Specified Routes Single Journey



TRANSPORT FARE WATCH - JUNE 2025

Average Transport Fare Across States
-Journey by Motorcycle (Okada) Per Drop



YoY = 47.99%

N477.49

JUNE 2024



MoM = 0.44%

N703.54

MAY 2025

N706.63

JUNE 2025

STATES WITH THE HIGHEST AVERAGE PRICES

OGUN



N1,145.00

LAGOS



N1,078.00

ONDO



N880.49

STATES WITH THE LOWEST AVERAGE PRICES

EKITI



N495.50

ANAMBRA



N530.59

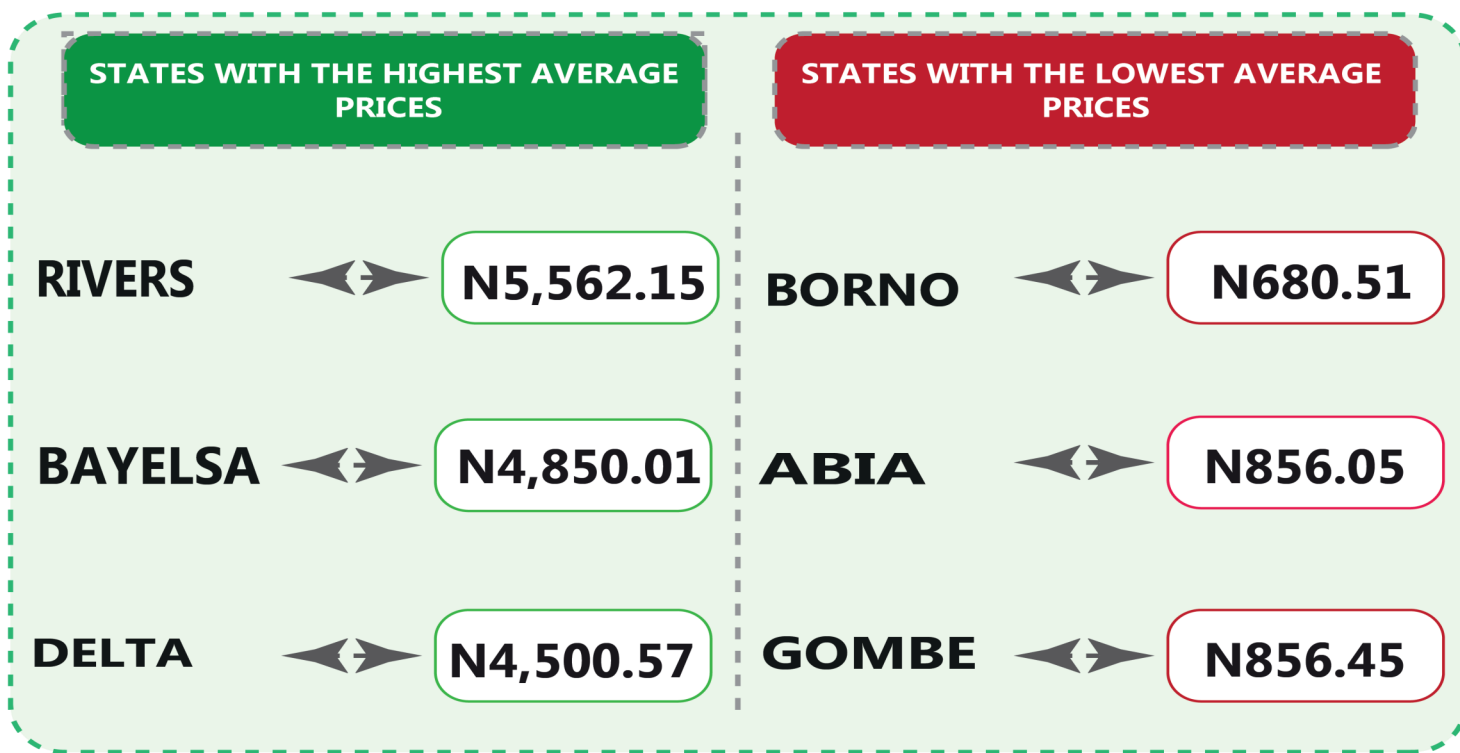
**ADAMAWA/
SOKOTO**



N560.07

TRANSPORT FARE WATCH - JUNE 2025

Average Transport Fare Across States
-Waterway Passenger Transport



TRANSPORT FARE WATCH - JUNE 2025

Average Transport Fare by Categories NORTH CENTRAL


Lorem ipsum



BUS JOURNEY WITHIN CITY, PER DROP CONSTANT ROUTE



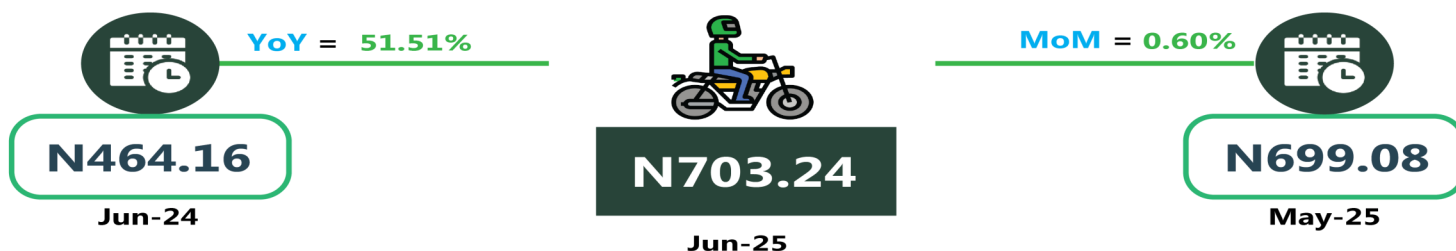
BUS JOURNEY INTERCITY, STATE ROUTE, CHARGE PER PERSON



AIR FARE CHARGE FOR SPECIFIED ROUTES SINGLE JOURNEY



JOURNEY BY MOTORCYCLE (OKADA) PER DROP



WATER TRANSPORT: WATER WAY PASSENGER TRANSPORTATION



TRANSPORT FARE WATCH - JUNE 2025

Average Transport Fare by Categories
NORTH EAST

Continuum



BUS JOURNEY WITHIN CITY, PER DROP CONSTANT ROUTE



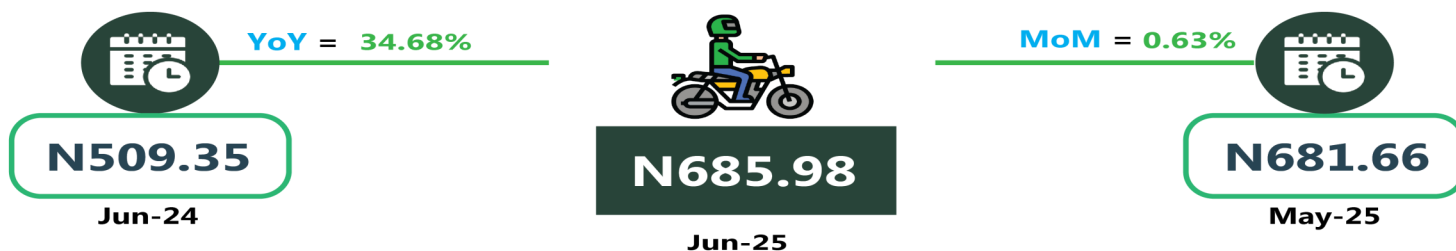
BUS JOURNEY INTERCITY, STATE ROUTE, CHARGE PER PERSON



AIR FARE CHARGE FOR SPECIFIED ROUTES SINGLE JOURNEY



JOURNEY BY MOTORCYCLE (OKADA) PER DROP



WATER TRANSPORT: WATER WAY PASSENGER TRANSPORTATION



TRANSPORT FARE WATCH - JUNE 2025

Average Transport Fare by Categories NORTH WEST

Latest Update



BUS JOURNEY WITHIN CITY, PER DROP CONSTANT ROUTE



BUS JOURNEY INTERCITY, STATE ROUTE, CHARGE PER PERSON



AIR FARE CHARGE FOR SPECIFIED ROUTES SINGLE JOURNEY



JOURNEY BY MOTORCYCLE (OKADA) PER DROP



WATER TRANSPORT: WATER WAY PASSENGER TRANSPORTATION



TRANSPORT FARE WATCH - JUNE 2025

Average Transport Fare by Categories
SOUTH EAST

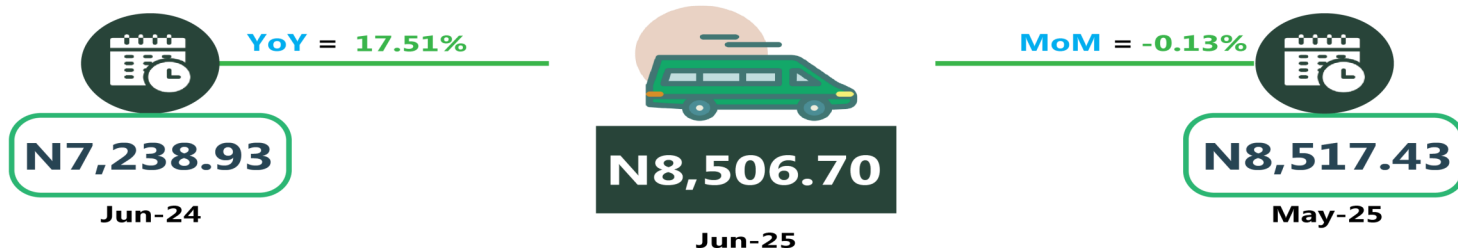
Lorem ipsum



BUS JOURNEY WITHIN CITY, PER DROP CONSTANT ROUTE



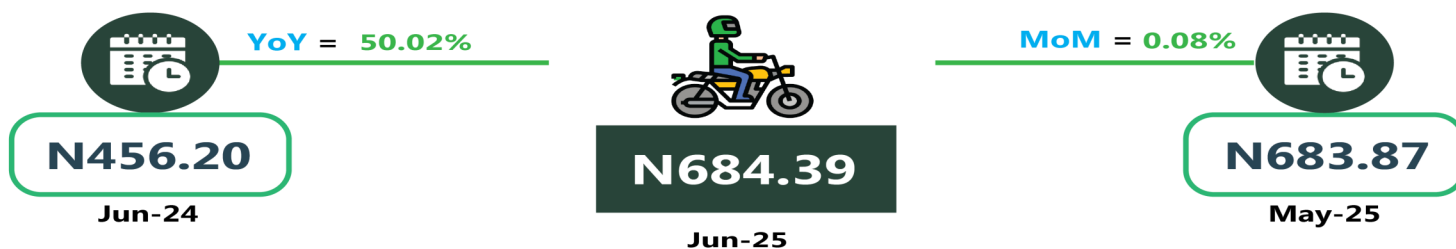
BUS JOURNEY INTERCITY, STATE ROUTE, CHARGE PER PERSON



AIR FARE CHARGE FOR SPECIFIED ROUTES SINGLE JOURNEY



JOURNEY BY MOTORCYCLE (OKADA) PER DROP



WATER TRANSPORT: WATER WAY PASSENGER TRANSPORTATION



TRANSPORT FARE WATCH - JUNE 2025

Average Transport Fare by Categories
SOUTH WEST

LOREM IPSUM



BUS JOURNEY WITHIN CITY, PER DROP CONSTANT ROUTE



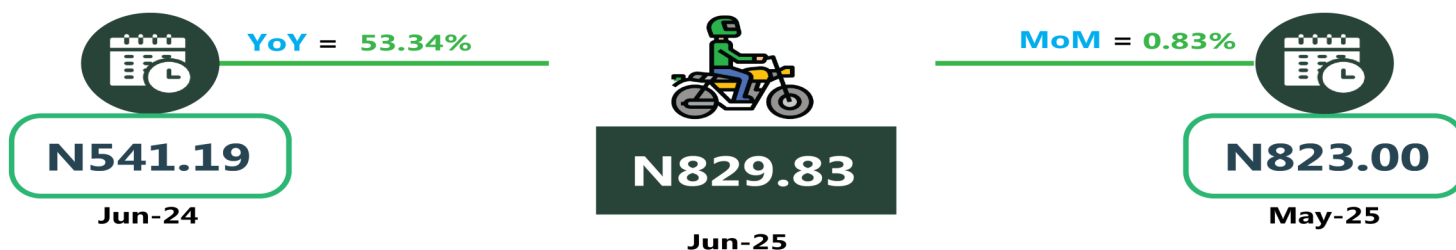
BUS JOURNEY INTERCITY, STATE ROUTE, CHARGE PER PERSON



AIR FARE CHARGE FOR SPECIFIED ROUTES SINGLE JOURNEY



JOURNEY BY MOTORCYCLE (OKADA) PER DROP



WATER TRANSPORT: WATER WAY PASSENGER TRANSPORTATION



TRANSPORT FARE WATCH - JUNE 2025

Average Transport Fare by Categories
SOUTH SOUTH

Legend (Naira)



BUS JOURNEY WITHIN CITY, PER DROP CONSTANT ROUTE



BUS JOURNEY INTERCITY, STATE ROUTE, CHARGE PER PERSON



AIR FARE CHARGE FOR SPECIFIED ROUTES SINGLE JOURNEY



JOURNEY BY MOTORCYCLE (OKADA) PER DROP



WATER TRANSPORT: WATER WAY PASSENGER TRANSPORTATION



APPENDIX

Zone	Average of Jun-24	Average of May-25	Average of Jun-25	MoM	YoY
Air fare charg.for specified routes single journey	89886.84	130361.85	130345.36	0.01	45.01
NORTH CENTRAL	85047.73	129947.45	130104.67	0.12	52.98
NORTH EAST	89666.67	131258.00	131101.49	0.12	46.21
NORTH WEST	92262.00	127547.53	128960.36	1.11	39.78
SOUTH EAST	90913.33	127738.70	127830.91	0.07	40.61
SOUTH SOUTH	89877.80	132185.65	131276.87	0.69	46.06
SOUTH WEST	92135.28	133594.68	132649.76	0.71	43.97
Bus journey intercity, state route, charg. per per	7092.03	7957.41	7975.85	0.23	12.46
NORTH CENTRAL	6797.25	7730.76	7763.30	0.42	14.21
NORTH EAST	7037.39	7735.76	7757.43	0.28	10.23
NORTH WEST	6991.93	7659.36	7694.06	0.45	10.04
SOUTH EAST	7238.93	8517.43	8506.70	0.13	17.51
SOUTH SOUTH	7604.90	7802.36	7813.38	0.14	2.74
SOUTH WEST	6972.10	8479.57	8491.11	0.14	21.79
Bus journey within city , per drop constant rou	963.58	1032.46	1023.08	0.91	6.17
NORTH CENTRAL	964.90	1051.21	1051.21	0.00	8.94
NORTH EAST	965.38	1020.39	1000.90	1.91	3.68
NORTH WEST	954.05	1031.60	998.40	3.22	4.65
SOUTH EAST	911.72	998.81	998.24	0.06	9.49
SOUTH SOUTH	985.55	983.75	977.69	0.62	0.80
SOUTH WEST	992.62	1100.37	1107.31	0.63	11.55
Journey by motorcycle (okada) per drop	477.49	703.54	706.63	0.44	47.99
NORTH CENTRAL	464.16	699.08	703.24	0.60	51.51
NORTH EAST	509.35	681.66	685.98	0.63	34.68
NORTH WEST	430.08	656.22	656.12	0.02	52.56
SOUTH EAST	456.20	683.87	684.39	0.08	50.02
SOUTH SOUTH	470.53	682.75	685.49	0.40	45.69
SOUTH WEST	541.19	823.00	829.83	0.83	53.34
Water transport : water way pas-senger transportat	1409.33	1739.32	1750.41	0.64	24.20
NORTH CENTRAL	1017.07	1230.63	1254.29	1.92	23.32
NORTH EAST	785.72	1008.70	1010.13	0.14	28.56
NORTH WEST	848.08	1148.93	1152.26	0.29	35.87
SOUTH EAST	937.11	1218.39	1219.29	0.07	30.11
SOUTH SOUTH	3582.30	4208.36	4230.39	0.52	18.09
SOUTH WEST	1365.88	1717.24	1729.96	0.74	26.65

State	Air fare charg.for specified routes single journey	Bus journey inter- city, state route, charg. per per	Bus journey within city , per drop constant rou	Journey by mo- torcycle (okada) per drop	Water transport : wa- ter way passen- ger transportat
ABIA	127608.15	8754.35	504.89	675.97	856.05
ABUJA	134000.00	9000.08	950.00	769.96	900.08
ADAMAWA	134650.00	7808.60	570.00	560.07	1450.00
AKWA IBOM	125600.22	8549.11	1010.85	648.54	2780.00
ANAMBRA	128018.52	9761.33	1079.71	530.59	985.30
BAUCHI	127043.62	6875.84	1204.47	600.22	1185.59
BAYELSA	125625.87	8565.76	960.70	605.12	4850.01
BENUE	126650.00	6947.75	960.59	710.61	1430.57
BORNO	133700.00	8195.50	900.00	650.00	680.51
CROSS RIVER	127682.22	8610.32	940.77	753.43	4000.24
DELTA	130280.65	8426.50	1068.53	750.00	4500.57
EBONYI	124566.50	6355.89	964.50	670.90	1486.87
EDO	125672.50	6584.78	1095.32	575.40	3689.38
EKITI	125600.85	8786.58	1090.26	495.50	1185.89
ENUGU	126400.85	7956.46	1279.49	674.26	1387.67
GOMBE	129041.90	8894.77	1160.32	695.17	856.45
IMO	132560.54	9705.46	1162.61	870.26	1380.57
JIGAWA	130000.85	7690.51	1133.49	600.69	1276.78
KADUNA	128882.40	7650.86	1140.79	800.19	1075.93
KANO	125667.80	7995.16	714.38	750.59	1075.41
KATSINA	127749.54	7594.85	987.58	640.23	1176.66
KEBBI	126753.79	7745.36	900.00	640.26	976.68
KOGI	128670.48	9256.86	970.46	700.76	1555.72
KWARA	134660.18	5989.89	1268.26	698.66	1560.57
LAGOS	127149.00	7930.00	1380.00	1078.00	1980.00
NASARAWA	125000.99	7017.00	1300.00	700.89	1100.55
NIGER	130680.99	7540.55	1000.62	660.88	1135.86
OGUN	127980.00	9548.00	1140.00	1145.00	2485.00
ONDO	138979.90	7690.47	1200.21	880.49	2057.88
OSUN	135912.90	7385.95	888.88	699.07	1470.57
OYO	140275.92	9605.66	944.50	680.93	1200.41
PLATEAU	131070.04	8590.96	908.52	680.95	1096.66
RIVERS	152799.77	6143.82	789.96	780.46	5562.15
SOKOTO	128765.57	7092.85	870.10	560.07	1578.19
TARABA	128735.99	6980.82	1230.25	789.94	888.19
YOBE	133437.45	7789.07	940.33	820.47	1000.03
ZAMFARA	134902.54	8088.84	1242.46	600.79	906.16
Grand Total	130345.36	7975.85	1023.08	706.63	1750.41

CONTACT



National Bureau of Statistics

Head Office

No 1, Wole Olanipekun Street,
Formerly, Plot 762 Independence Avenue
Off Constitution Avenue,
CBD, Abuja, F. C. T.

Alesanmi Folorunsho

Information Desk

Head, Communications & Public Relations
Department (C&PRD)
Phone: +2347064643933
falesanmi@nigerianstat.gov.ng

Moses Mathew

Statistical Information Officer

Phone: +2347069071157
matmoses@nigerianstat.gov.ng



@nbs_nigeria



NBSNigeria



nbs_nigeria

