



NATIONAL BUREAU OF STATISTICS

Transport Fare Watch

(MAY 2025)



Report Date: September 2025

Data Source: National Bureau of Statistics (NBS)

CONTENT

Methodology	3
Executive Summary	4
Average Transport Fare Across States	
- States Bus Journey Within City, Per Drop Constant Route	6
- States Bus Journey Intercity, State Route, Charge per person	7
- Air Fare Charge for Specified Routes Single Journey	8
- Journey by Motorcycle (Okada) Per Drop	9
- Waterway Passenger Transport	10
Average Transport Fare by Categories - All Zones	
North Central.....	11
North East.....	12
North West.....	13
South East	14
South West	15
South-South.....	16
Appendix	17
Contact	19



METHODOLOGY

Fieldwork is done solely by over 700 NBS Staff in all States of the federation supported by supervisors who are monitored by internal and external observers.

Prices are collected across all the 774 local governments across all States and the FCT from over 10,000 respondents and locations and reflect actual fare households state they actually paid for those services.

The average of all these fares is then reported for each state and the average for the country is the average for the state.

NBS audit team subsequently conducts randomly selected verification of fares recorded.

EXECUTIVE SUMMARY

Transport Fare Watch for May 2025 covers the following categories: bus journey within the city per drop constant route; bus journey intercity (state route) charge per person; air fare charge for specified routes single journey; journey by motorcycle (Okada) per drop; and water way passenger transport.

The average fare paid by commuters for bus journeys within the city per drop increased to 3.32% from ₦999.27 in April 2025 to ₦1,032.46 in May 2025. On a year-on-year basis, it increased by 5.78% from ₦976.08 in May 2024.

In another category, the average fare paid by commuters for bus journey intercity per drop was ₦7,957.41 in May 2025, indicating an increase of 0.70% on a month-on-month basis compared to ₦7,902.08 in April 2025. On a year-on-year basis, the fare increased by 11.61% from ₦7,129.46 in May 2024.

In air travel, the average fare paid by air passengers for specified routes single journey was ₦130,361.85 in May 2025, showing an increase of 0.09% while compared to previous month (April 2025). On a year-on-year basis, the fare rose by 45.77% from ₦89,432.43 in May 2024.

The average transport fare paid on Okada transportation was ₦703.54 in May 2025 which shows an increase of 6.10% when compared with the value recorded in April 2025 (₦663.06). On a year-on-year basis, the fare increased by 48.58% when compared with May 2024 (₦473.51).

For water transport (waterway passenger transportation), the average fare paid in May 2025 was ₦1,739.32 which indicates an increase of 2.38% on monthly basis. On a year-on-year basis, it increased by 25.50% from ₦1,385.95 in May 2024.

On state profile analysis, for intercity bus travel (state route charged per person fare), the highest fare was recorded in Anambra with ₦9,858.36, followed by Imo with ₦9,702.46. The least fare was recorded in Kwara with ₦5,986.96, followed by Rivers with ₦6,109.89. Lagos state recorded the highest bus journey within the city (per drop constant route) in May 2025 with ₦1,371.63 followed by Nasarawa with ₦1,296.00. On the other hand, Abia recorded the least with ₦500.39 followed by Adamawa with ₦589.50. Similarly, Rivers recorded the highest air transport charges (for specified routes single journeys) with ₦157,988.12, followed by Oyo with ₦143,200.00. Conversely, Kano recorded the least fare with ₦115,615.78, followed by Ebonyi with ₦124,562.50. Also, Ogun State had the highest motorcycle transport fare in May 2025 with ₦1,138.05, followed by Lagos with ₦1,070.61. Ekiti recorded the least fare with ₦495.20, followed by Anambra with ₦528.43. Similarly, water transport fare was highest in Rivers with ₦5,495.65, followed by Bayelsa with ₦4,800.02, while the least fare was recorded in Borno with ₦676.67, followed by FCT and Abia with ₦850.00.

For Analysis by zone in May 2025, transport fares of bus journeys within the city recorded the highest in the South-West with ₦1,100.37, followed by North-Central with ₦1,051.21, while the South-South recorded the least with ₦983.75.

In terms of bus journey intercity, the South-East had the highest fare with ₦8,517.43 followed by the South-West with ₦8,479.57 while North-West recorded the least with ₦7,659.36.

Air transportation in May 2025, the South-West recorded the highest fare with ₦133,594.68 followed by the South-South with ₦132,185.65 while the North-West had the least with ₦127,547.53.

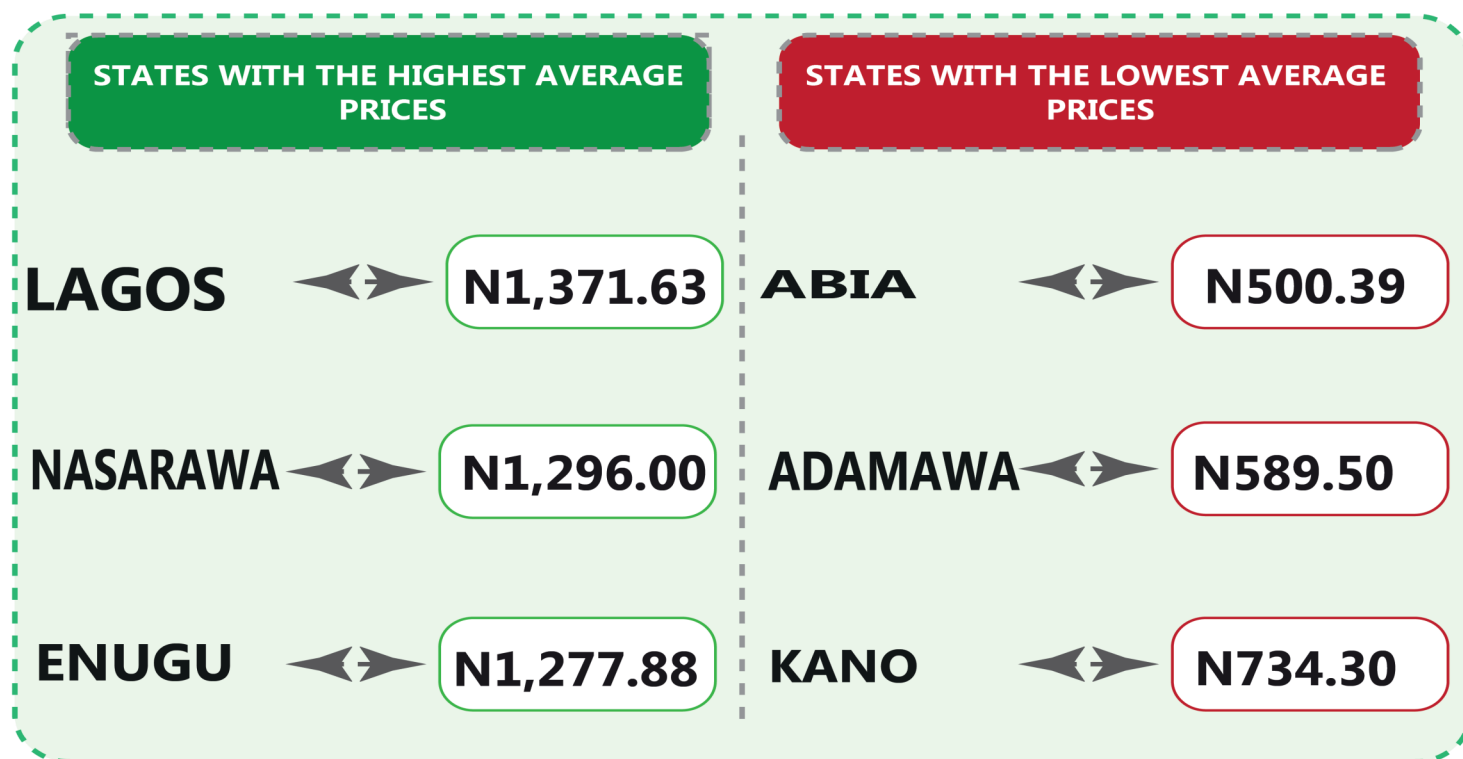
Also, commuters on a motorcycle (Okada) paid the highest fare in the South-West with ₦823.00 followed by North-Central with ₦699.08, while the North-West recorded the least with ₦656.22.

The South -South zone had the highest fare on water transport with ₦4,208.36, followed by the South-West with ₦1,717.24, while the North-East had the least with ₦1,008.70.

TRANSPORT FARE WATCH - MAY 2025

Average Transport Fare Across States


-Bus Journey Within City , Per Drop Constant Route



TRANSPORT FARE WATCH - MAY 2025

Average Transport Fare Across States

-Bus Journey Intercity, State Route, Charge Per Person



TRANSPORT FARE WATCH - MAY 2025

Average Transport Fare Across States

-Air Fare Charge For Specified Routes Single Journey



STATES WITH THE HIGHEST AVERAGE PRICES		STATES WITH THE LOWEST AVERAGE PRICES	
RIVERS	N157,988.12	KANO	N115,615.78
OYO	N143,200.00	EBONYI	N124,562.50
ONDO	N141,900.00	NASARAWA	N125,000.29

TRANSPORT FARE WATCH - MAY 2025

Average Transport Fare Across States
-Journey by Motorcycle (Okada) Per Drop



YoY = 48.58%

N473.51

MAY 2024

N703.54

MAY 2025



MoM = 6.10%

N663.06

APRIL 2025

STATES WITH THE HIGHEST AVERAGE PRICES

OGUN

N1,138.05

LAGOS

N1,070.61

ONDO

N878.05

STATES WITH THE LOWEST AVERAGE PRICES

EKITI

N495.20

ANAMBRA

N528.43

SOKOTO

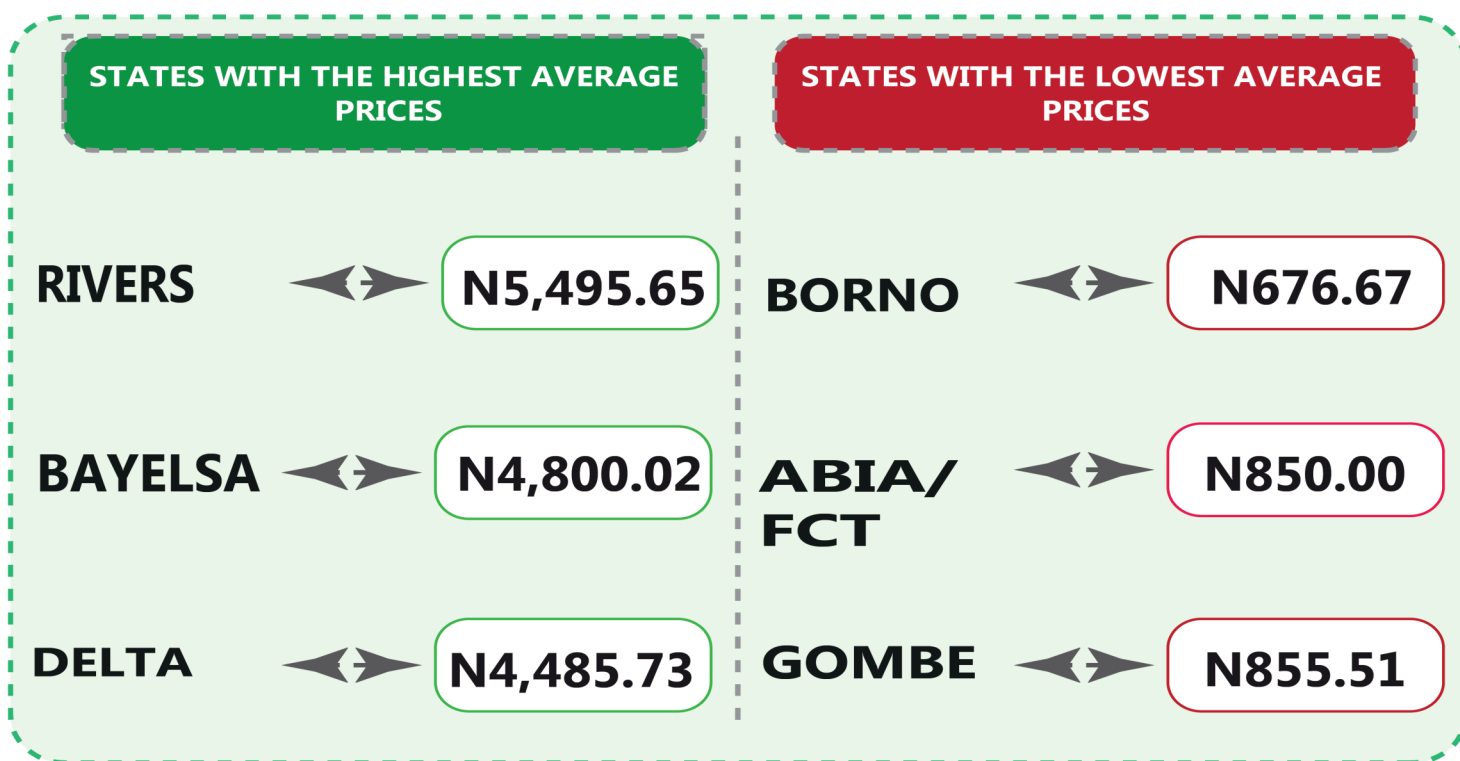
N546.00



NATIONAL BUREAU OF STATISTICS

TRANSPORT FARE WATCH - MAY 2025

Average Transport Fare Across States
-Waterway Passenger Transport



TRANSPORT FARE WATCH - MAY 2025

Average Transport Fare by Categories
NORTH CENTRAL


Laurel Ipsum



BUS JOURNEY WITHIN CITY, PER DROP CONSTANT ROUTE



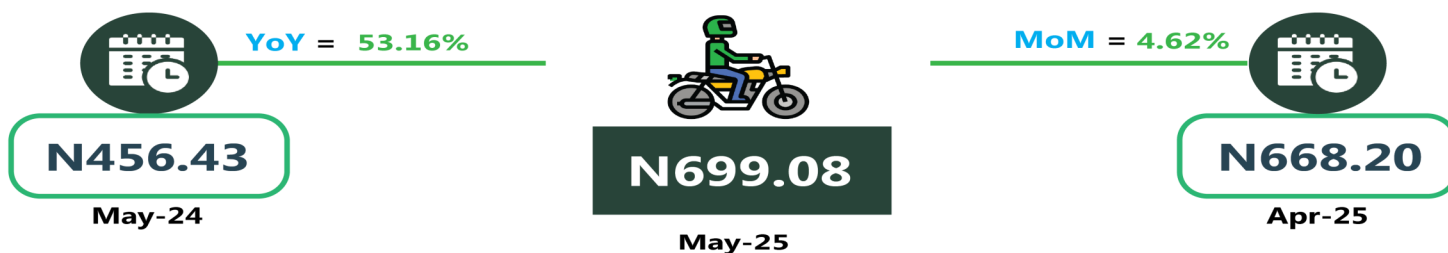
BUS JOURNEY INTERCITY, STATE ROUTE, CHARGE PER PERSON



AIR FARE CHARGE FOR SPECIFIED ROUTES SINGLE JOURNEY



JOURNEY BY MOTORCYCLE (OKADA) PER DROP



WATER TRANSPORT: WATER WAY PASSENGER TRANSPORTATION



TRANSPORT FARE WATCH - MAY 2025

Average Transport Fare by Categories
NORTH EAST

LOREM IPSUM



BUS JOURNEY WITHIN CITY, PER DROP CONSTANT ROUTE



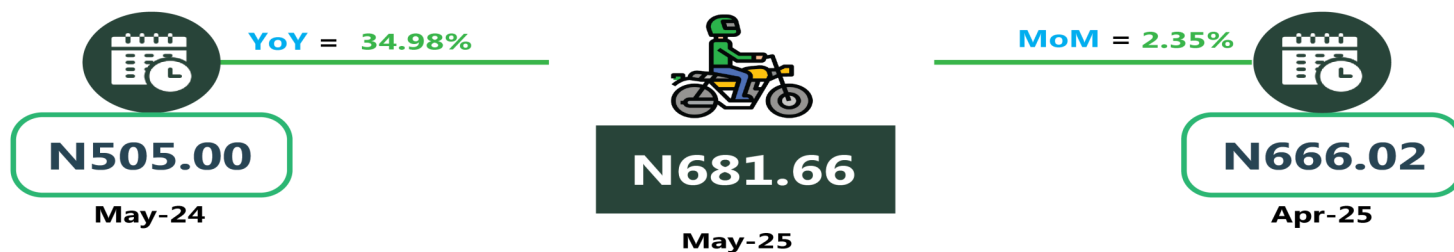
BUS JOURNEY INTERCITY, STATE ROUTE, CHARGE PER PERSON



AIR FARE CHARGE FOR SPECIFIED ROUTES SINGLE JOURNEY



JOURNEY BY MOTORCYCLE (OKADA) PER DROP



WATER TRANSPORT: WATER WAY PASSENGER TRANSPORTATION



TRANSPORT FARE WATCH - MAY 2025

Average Transport Fare by Categories
NORTH WEST

Placeholder text



BUS JOURNEY WITHIN CITY, PER DROP CONSTANT ROUTE



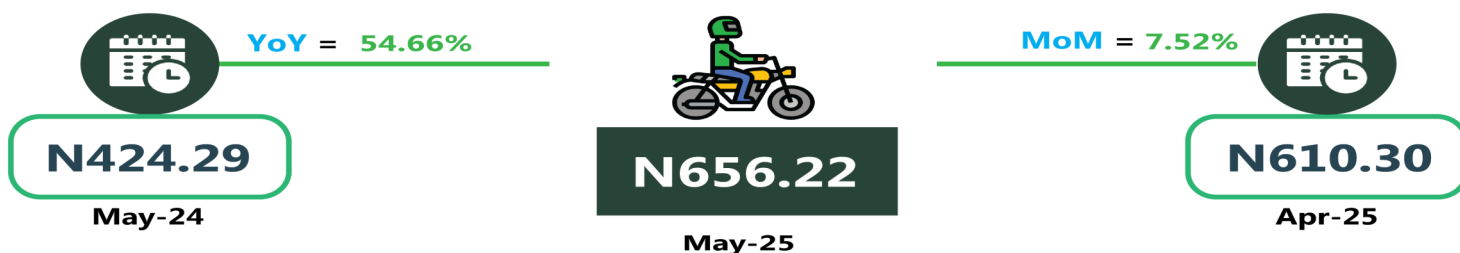
BUS JOURNEY INTERCITY, STATE ROUTE, CHARGE PER PERSON



AIR FARE CHARGE FOR SPECIFIED ROUTES SINGLE JOURNEY



JOURNEY BY MOTORCYCLE (OKADA) PER DROP



WATER TRANSPORT: WATER WAY PASSENGER TRANSPORTATION



TRANSPORT FARE WATCH - MAY 2025

Average Transport Fare by Categories
SOUTH EAST

Lorem ipsum



BUS JOURNEY WITHIN CITY, PER DROP CONSTANT ROUTE



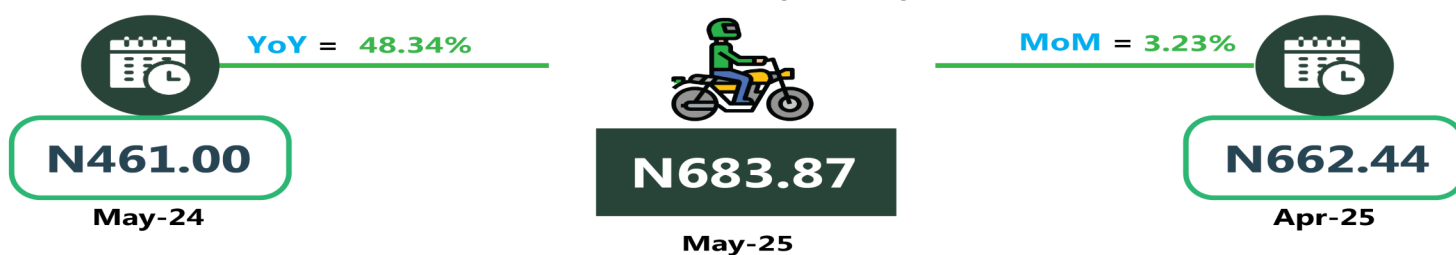
BUS JOURNEY INTERCITY, STATE ROUTE, CHARGE PER PERSON



AIR FARE CHARGE FOR SPECIFIED ROUTES SINGLE JOURNEY



JOURNEY BY MOTORCYCLE (OKADA) PER DROP



WATER TRANSPORT: WATER WAY PASSENGER TRANSPORTATION



TRANSPORT FARE WATCH - MAY 2025

Average Transport Fare by Categories
SOUTH WEST

Legend (psum)



BUS JOURNEY WITHIN CITY, PER DROP CONSTANT ROUTE



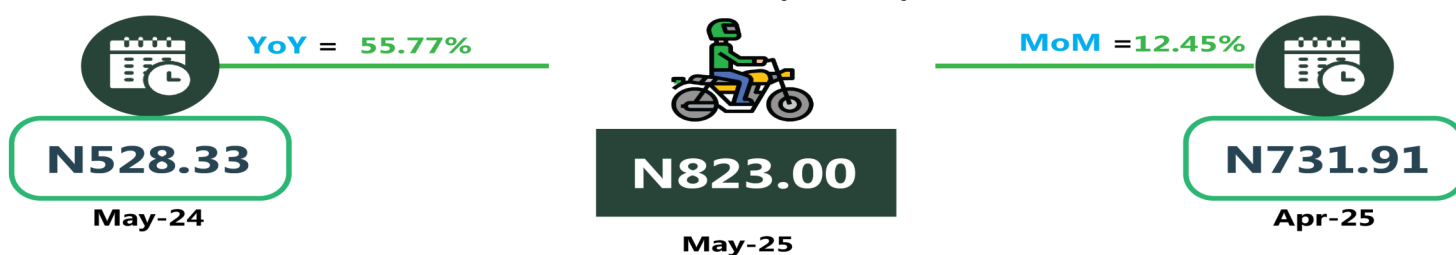
BUS JOURNEY INTERCITY, STATE ROUTE, CHARGE PER PERSON



AIR FARE CHARGE FOR SPECIFIED ROUTES SINGLE JOURNEY



JOURNEY BY MOTORCYCLE (OKADA) PER DROP



WATER TRANSPORT: WATER WAY PASSENGER TRANSPORTATION



TRANSPORT FARE WATCH - MAY 2025

Average Transport Fare by Categories
SOUTH SOUTH

Placeholder text



BUS JOURNEY WITHIN CITY, PER DROP CONSTANT ROUTE



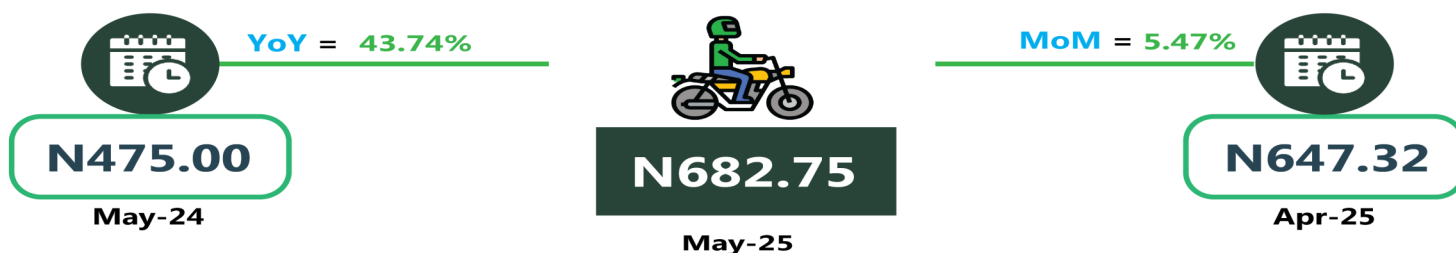
BUS JOURNEY INTERCITY, STATE ROUTE, CHARGE PER PERSON



AIR FARE CHARGE FOR SPECIFIED ROUTES SINGLE JOURNEY



JOURNEY BY MOTORCYCLE (OKADA) PER DROP



WATER TRANSPORT: WATER WAY PASSENGER TRANSPORTATION



APPENDIX

Zone	Average of May-24	Average of Apr-25	Average of May-25	MoM	YoY
Air fare charg.for specified routes single journey	89432.43	130243.90	130361.85	0.09	45.77
NORTH CENTRAL	86071.43	129795.76	129947.45	0.12	50.98
NORTH EAST	89983.33	131080.97	131258.00	0.14	45.87
NORTH WEST	92228.57	127420.83	127547.53	0.10	38.30
SOUTH EAST	87440.00	127694.10	127738.70	0.03	46.09
SOUTH SOUTH	88550.00	132115.81	132185.65	0.05	49.28
SOUTH WEST	92083.33	133476.17	133594.68	0.09	45.08
Bus journey intercity, state route, charg. per per	7129.46	7902.08	7957.41	0.70	11.61
NORTH CENTRAL	6815.71	7642.77	7730.76	1.15	13.43
NORTH EAST	7050.83	7673.43	7735.76	0.81	9.71
NORTH WEST	6997.86	7608.41	7659.36	0.67	9.45
SOUTH EAST	7376.00	8464.95	8517.43	0.62	15.47
SOUTH SOUTH	7662.50	7767.35	7802.36	0.45	1.83
SOUTH WEST	6989.17	8441.56	8479.57	0.45	21.32
Bus journey within city , per drop constant rou	976.08	999.27	1032.46	3.32	5.78
NORTH CENTRAL	974.00	1003.53	1051.21	4.75	7.93
NORTH EAST	980.33	1001.57	1020.39	1.88	4.09
NORTH WEST	977.86	986.09	1031.60	4.61	5.50
SOUTH EAST	928.00	985.36	998.81	1.37	7.63
SOUTH SOUTH	994.17	957.55	983.75	2.74	1.05
SOUTH WEST	994.17	1060.67	1100.37	3.74	10.68
Journey by motorcycle (okada) per drop	473.51	663.06	703.54	6.10	48.58
NORTH CENTRAL	456.43	668.20	699.08	4.62	53.16
NORTH EAST	505.00	666.02	681.66	2.35	34.98
NORTH WEST	424.29	610.30	656.22	7.52	54.66
SOUTH EAST	461.00	662.44	683.87	3.23	48.34
SOUTH SOUTH	475.00	647.32	682.75	5.47	43.74
SOUTH WEST	528.33	731.91	823.00	12.45	55.77
Water transport : water way passenger transportat	1385.95	1698.91	1739.32	2.38	25.50
NORTH CENTRAL	985.71	1205.02	1230.63	2.13	24.85
NORTH EAST	768.33	958.33	1008.70	5.26	31.28
NORTH WEST	842.86	1122.22	1148.93	2.38	36.31
SOUTH EAST	924.00	1193.20	1218.39	2.11	31.86
SOUTH SOUTH	3525.00	4107.84	4208.36	2.45	19.39
SOUTH WEST	1350.00	1701.01	1717.24	0.95	27.20

State	Air fare charg.for spec- ified routes single journey	Bus journey inter- city, state route, charg. per per	Bus journey within city , per drop con- stant rou	Journey by mo- torcycle (okada) per drop	Water transport : wa- ter way passen- ger transportat
ABIA	127550.00	8720.98	500.39	672.23	850.00
ABUJA	133550.00	8800.95	950.00	761.07	850.00
ADAMAWA	136550.00	7805.95	589.50	560.07	1450.00
AKWA IBOM	125980.00	8531.96	1020.85	640.25	2780.00
ANAMBRA	127980.00	9858.36	1069.39	528.43	985.00
BAUCHI	126980.00	6872.40	1243.85	595.93	1185.00
BAYELSA	125600.00	8550.00	970.50	600.00	4800.02
BENUE	126550.00	6983.85	974.59	706.10	1376.67
BORNO	134000.00	8192.50	960.00	650.00	676.67
CROSS RIVER	127610.76	8614.50	970.23	763.00	4003.00
DELTA	130262.50	8423.97	1064.30	740.00	4485.73
EBONYI	124562.50	6350.97	964.30	675.90	1485.71
EDO	125672.50	6583.83	1090.20	575.20	3685.79
EKITI	125600.50	8783.83	1090.20	495.20	1185.62
ENUGU	126100.50	7954.41	1277.88	672.56	1385.74
GOMBE	129000.00	8885.00	1199.00	694.41	855.51
IMO	132500.50	9702.46	1182.11	870.24	1385.52
JIGAWA	129950.00	7689.59	1232.22	598.08	1275.47
KADUNA	128856.37	7570.33	1231.54	801.03	1075.71
KANO	115615.78	7990.33	734.30	786.51	1075.30
KATSINA	128615.78	7586.96	976.56	636.56	1175.44
KEBBI	126615.78	7706.96	966.56	636.56	975.61
KOGI	128615.78	9216.96	966.56	698.56	1515.72
KWARA	134615.78	5986.96	1266.56	698.56	1555.74
LAGOS	127067.29	7906.21	1371.63	1070.61	1975.32
NASARAWA	125000.29	7007.00	1296.00	700.61	1095.42
NIGER	130600.29	7539.45	1002.62	650.61	1125.66
OGUN	127900.29	9538.05	1138.05	1138.05	2475.77
ONDO	141900.00	7689.00	1198.05	878.05	2015.56
OSUN	135900.00	7380.16	862.15	678.05	1455.45
OYO	143200.00	9580.16	942.15	678.05	1195.75
PLATEAU	130700.00	8580.16	902.15	678.05	1095.22
RIVERS	157988.12	6109.89	786.44	778.05	5495.65
SOKOTO	128650.00	6992.00	860.00	546.00	1568.00
TARABA	128509.00	6979.35	1210.00	788.77	888.00
YOBE	132509.00	7679.35	920.00	800.77	997.00
ZAMFARA	134529.00	8079.35	1220.00	588.77	897.00
Grand Total	130361.85	7957.41	1032.46	703.54	1739.32

CONTACT



National Bureau of Statistics

Head Office

No 1, Wole Olanipekun Street,
Formerly, Plot 762 Independence Avenue
Off Constitution Avenue,
CBD, Abuja, F. C. T.

Alesanmi Folorunsho

Information Desk

Head, Communications & Public Relations
Department (C&PRD)
Phone: +2347064643933
falesanmi@nigerianstat.gov.ng

Moses Mathew

Statistical Information Officer

Phone: +2347069071157
matmoses@nigerianstat.gov.ng



@nbs_nigeria



NBSNigeria



nbs_nigeria

