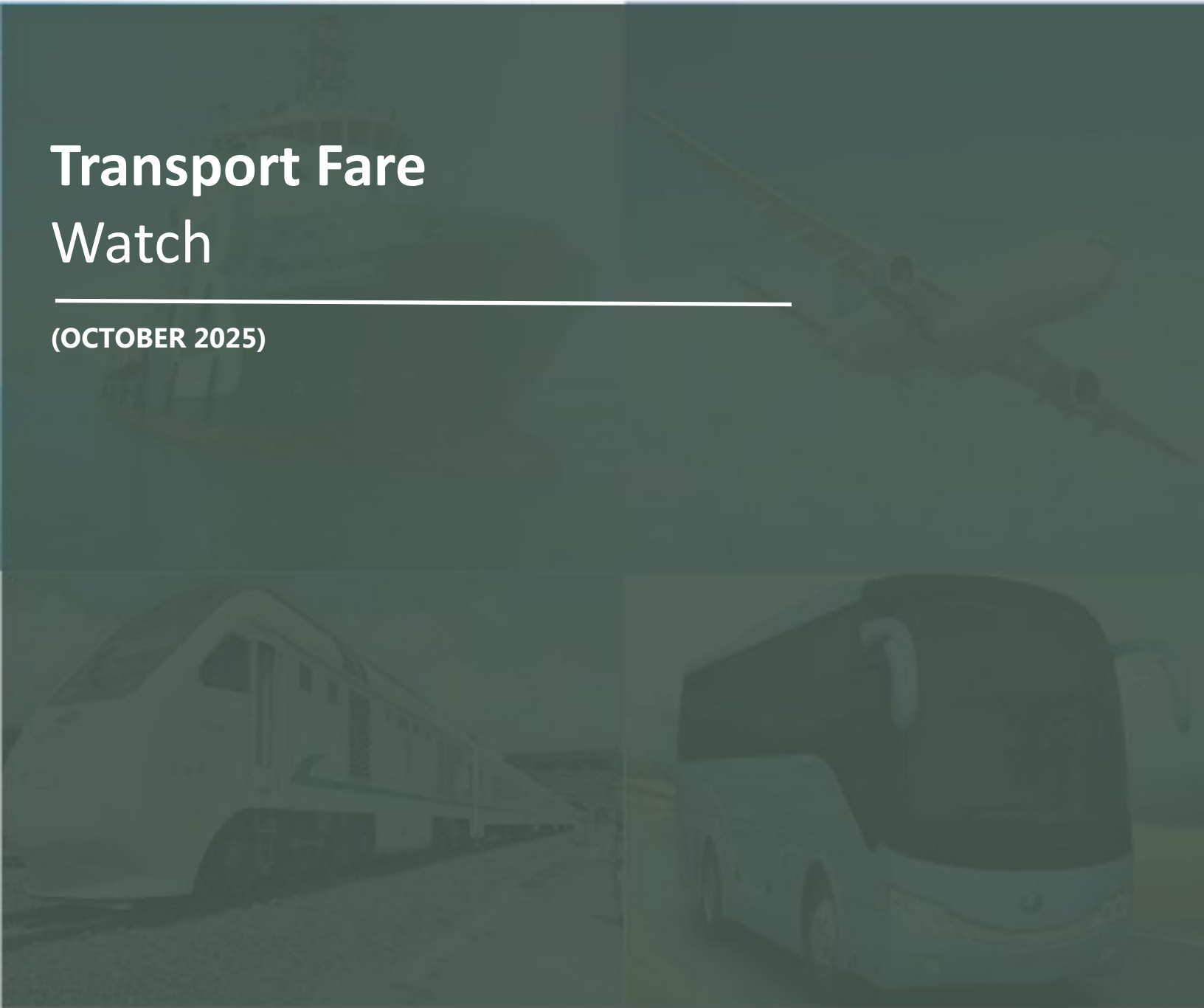




NATIONAL BUREAU OF STATISTICS

Transport Fare Watch

(OCTOBER 2025)



Report Date: December 2025

Data Source: National Bureau of Statistics (NBS)

CONTENT

| | |
|--|----------|
| Methodology | 3 |
| Executive Summary | 4 |
| Average Transport Fare Across States | |
| - States Bus Journey Within City, Per Drop Constant Route | 6 |
| - States Bus Journey Intercity, State Route, Charge per person | 7 |
| - Air Fare Charge for Specified Routes Single Journey | 8 |
| - Journey by Motorcycle (Okada) Per Drop | 9 |
| - Waterway Passenger Transport | 10 |
| Average Transport Fare by Categories - All Zones | |
| North Central..... | 11 |
| North East..... | 12 |
| North West..... | 13 |
| South East | 14 |
| South West | 15 |
| South-South..... | 16 |
| Appendix | 17 |
| Contact | 19 |



METHODOLOGY

Fieldwork is done solely by over 700 NBS Staff in all States of the federation supported by supervisors who are monitored by internal and external observers.

Prices are collected across all the 774 local governments across all States and the FCT from over 10,000 respondents and locations and reflect actual fare households state they actually paid for those services.

The average of all these fares is then reported for each state and the average for the country is the average for the state.

NBS audit team subsequently conducts randomly selected verification of fares recorded.

EXECUTIVE SUMMARY

Transport Fare Watch for October 2025 covers the following categories: bus journey within the city per drop constant route; bus journey intercity (state route) charge per person; air fare charge for specified routes single journey; journey by motorcycle (Okada) per drop; and water way passenger transport.

The average fare paid by commuters for bus journeys within the city per drop increased to 0.90% from ₦1,049.17 in September 2025 to ₦1,058.64 in October 2025. On a year-on year basis, it increased by 16.57% from ₦908.15 in October 2024.

In another category, the average fare paid by commuters for bus journey intercity per drop was ₦8,170.21 in October 2025, indicating an increase of 1.55% on a month-on-month basis compared to ₦8,045.59 in September 2025. On a year-on-year basis, the fare increased by 13.67% from ₦7,197.62 in October 2024.

In air travel, the average fare paid by air passengers for specified routes single journey was ₦131,557.53 in October 2025, showing an increase of 1.32% while compared to previous month (September 2025). On a year-on-year basis, the fare rose by 4.17% from ₦126,293.05 in October 2024.

The average transport fare paid on Okada transportation was ₦780.00 in October 2025 which shows an increase of 5.74% when compared with the value recorded in September 2025 (₦737.63). On a year-on-year basis, the fare increased by 45.53% when compared with October 2024 (₦535.98).

For water transport (waterway passenger transportation), the average fare paid in October 2025 was ₦1,851.28 which indicates an increase of 3.11% on monthly basis. On a year-on-year basis, it increased by 25.25% from ₦1,478.09 in October 2024.

On state profile analysis, for intercity bus travel (state route charged per person fare), the highest fare was recorded in Oyo with ₦10,200.19, followed by Anambra with ₦10,101.11. The least fare was recorded in Kwara with ₦6,059.65, followed by Rivers with ₦6,399.76. Lagos state recorded the highest bus journey within the city (per drop constant route) in October 2025 with ₦1,405.85 followed by Nasarawa with ₦1,326.77. On the other hand, Abia recorded the least with ₦548.44 followed by Adamawa with ₦631.44. Similarly, Rivers recorded the highest air transport charges (for specified routes single journeys) with ₦155,750.59, followed by Oyo with ₦140,550.86. Conversely, Ebonyi recorded the least fare with ₦125,990.65, followed by Edo with ₦126,090.65. Also, Ogun State had the highest motorcycle transport fare in October 2025 with ₦1,204.31, followed by Lagos with ₦1,115.94. Anambra recorded the least fare with ₦560.69, followed by Sokoto with ₦600.33. Similarly, water transport fare was highest in Rivers with ₦6,425.56, followed by Bayelsa with ₦4,966.18, while the least fare was recorded in Borno with ₦790.11, followed by Abia with ₦870.75.

For Analysis by zone in October 2025, transport fares of bus journeys within the city recorded the highest in the South-West with N1,152.63, followed by North-Central with N1,087.56, while the South-East recorded the least with N1,006.30.

In terms of bus journey intercity, the South-West had the highest fare with N8,770.49 followed by the South-East with N8,745.37 while [North-West](#) recorded the least with N7,894.76.

Air transportation in October 2025, the South-West recorded the highest fare with N133,561.61 followed by the South-South with N132,779.24 while the South-East had the least with N129,363.60.

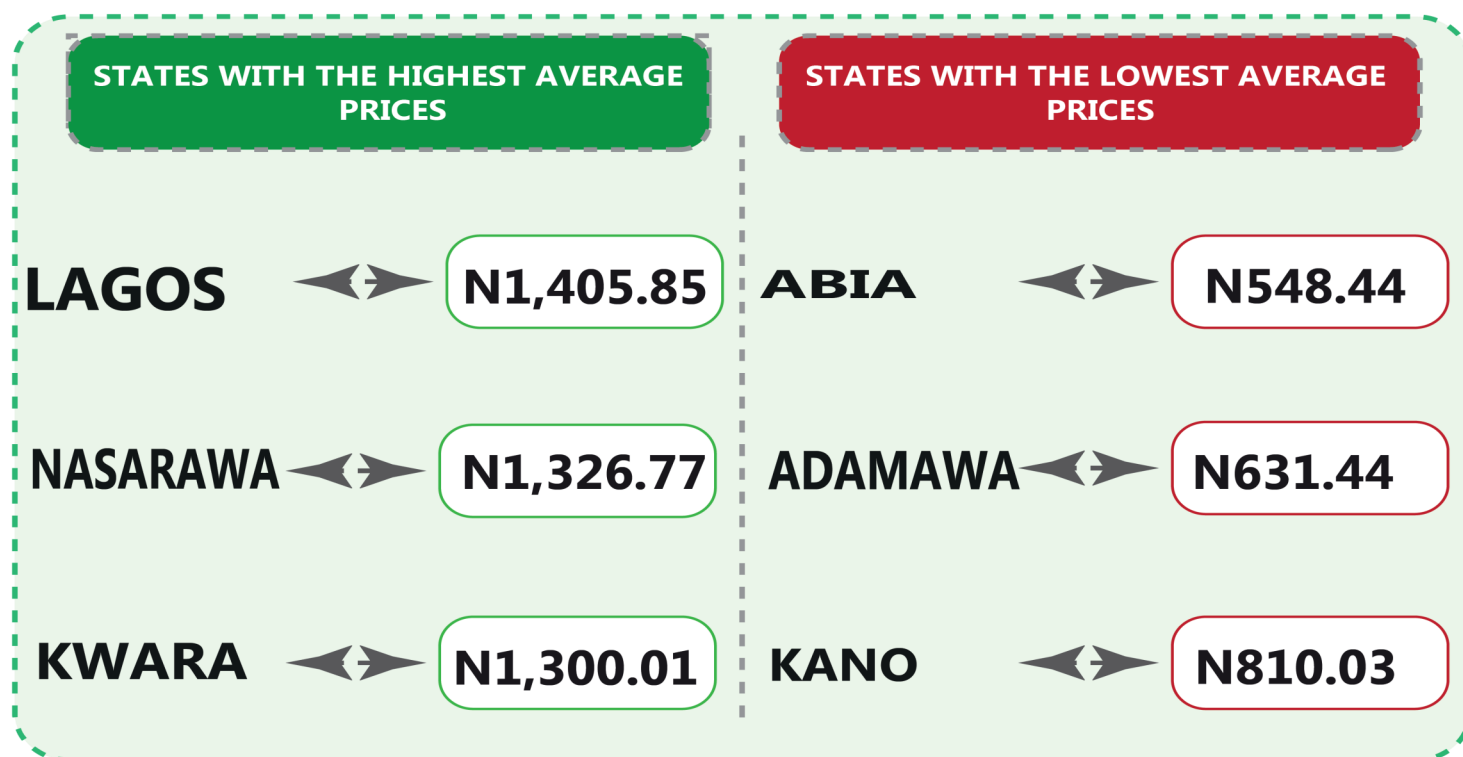
Also, commuters on a motorcycle (Okada) paid the highest fare in the South-West with N894.37 followed by North-East with N797.79, while the South-South recorded the least with N724.31.

The South -South zone had the highest fare on water transport with N4,462.32, followed by the South-West with N1,818.17, while the North-East had the least with N1,079.15.

TRANSPORT FARE WATCH - OCTOBER 2025

Average Transport Fare Across States

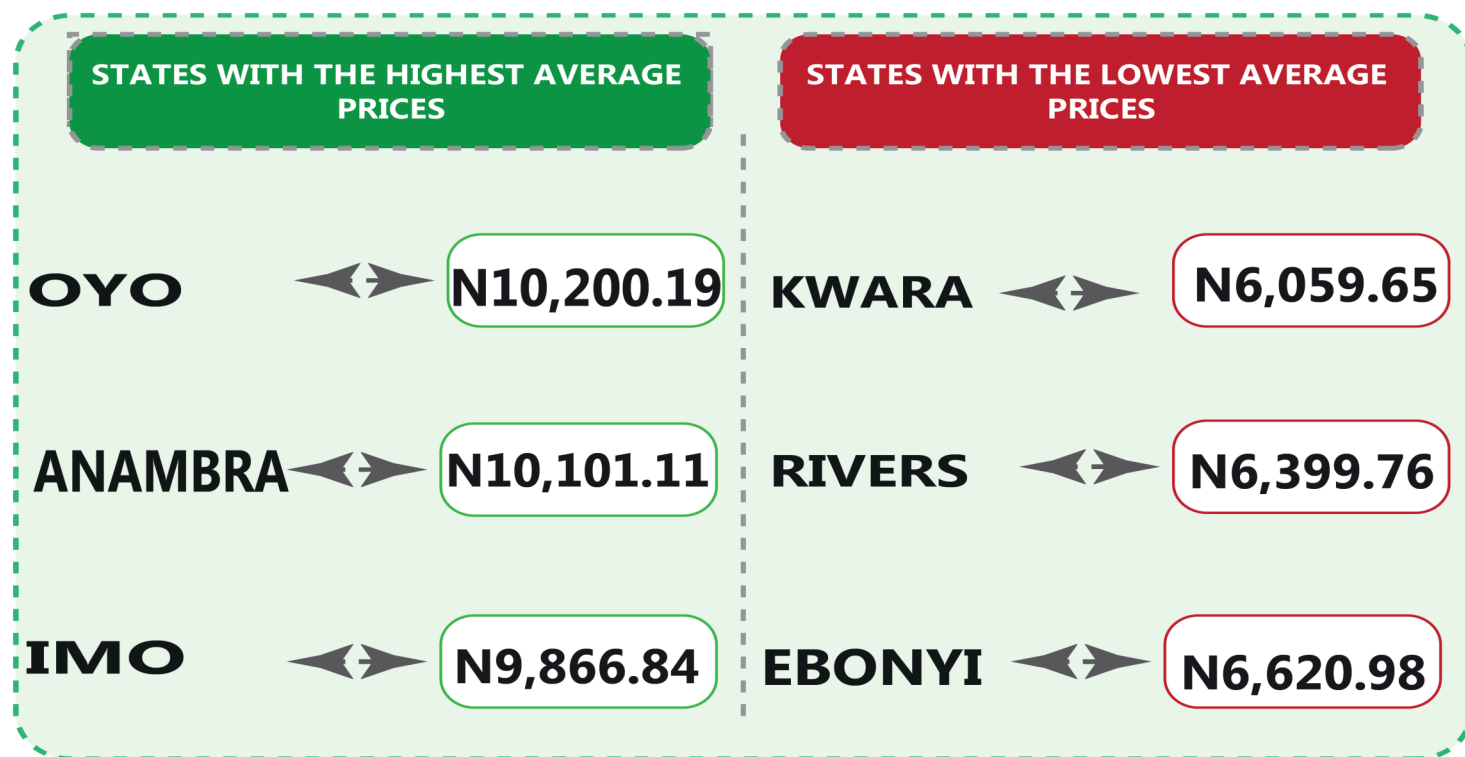
-Bus Journey Within City , Per Drop Constant Route



TRANSPORT FARE WATCH - OCTOBER 2025

Average Transport Fare Across States

-Bus Journey Intercity, State Route, Charge Per Person



TRANSPORT FARE WATCH - OCTOBER 2025

Average Transport Fare Across States

-Air Fare Charge For Specified Routes Single Journey



YoY = 4.17%

N126,293.05

OCTOBER 2024



N131,557.53

OCTOBER 2025



MoM = 1.32%

N129,848.71

SEPTEMBER 2025

STATES WITH THE HIGHEST AVERAGE PRICES

RIVERS

N155,750.59

OYO

N140,550.86

ONDO

N138,688.45

STATES WITH THE LOWEST AVERAGE PRICES

EBONYI

N125,990.65

EDO

N126,090.65

EKITI

N126,190.65



NATIONAL BUREAU OF STATISTICS

TRANSPORT FARE WATCH - OCTOBER 2025

Average Transport Fare Across States
-Journey by Motorcycle (Okada) Per Drop



YoY = 45.53%

N535.98

OCTOBER 2024



MoM = 5.74%

N737.63

SEPTEMBER 2025

N780.00

OCTOBER 2025

STATES WITH THE HIGHEST AVERAGE PRICES

OGUN

N1,204.31

LAGOS

N1,115.94

IMO

N978.75

STATES WITH THE LOWEST AVERAGE PRICES

ANAMBRA

N560.69

SOKOTO

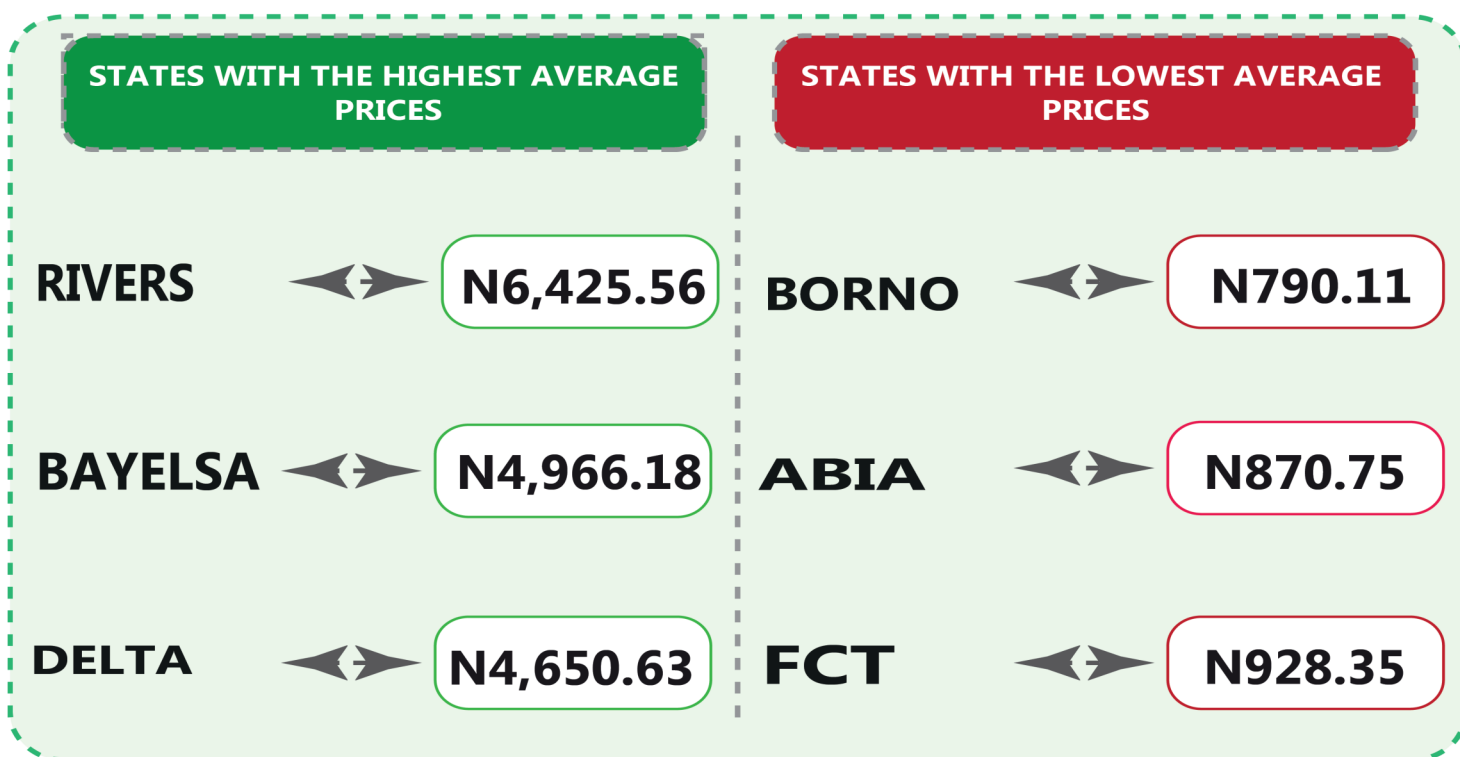
N600.33

EKITI

N602.30

TRANSPORT FARE WATCH - OCTOBER 2025

Average Transport Fare Across States
-Waterway Passenger Transport



TRANSPORT FARE WATCH - OCTOBER 2025

Average Transport Fare by Categories
NORTH CENTRAL

Lorem ipsum



BUS JOURNEY WITHIN CITY, PER DROP CONSTANT ROUTE



BUS JOURNEY INTERCITY, STATE ROUTE, CHARGE PER PERSON



AIR FARE CHARGE FOR SPECIFIED ROUTES SINGLE JOURNEY



JOURNEY BY MOTORCYCLE (OKADA) PER DROP



WATER TRANSPORT: WATER WAY PASSENGER TRANSPORTATION



TRANSPORT FARE WATCH - OCTOBER 2025

Average Transport Fare by Categories NORTH EAST

Lorem ipsum



BUS JOURNEY WITHIN CITY, PER DROP CONSTANT ROUTE



BUS JOURNEY INTERCITY, STATE ROUTE, CHARGE PER PERSON



AIR FARE CHARGE FOR SPECIFIED ROUTES SINGLE JOURNEY



JOURNEY BY MOTORCYCLE (OKADA) PER DROP



WATER TRANSPORT: WATER WAY PASSENGER TRANSPORTATION



TRANSPORT FARE WATCH - OCTOBER 2025

Average Transport Fare by Categories NORTH WEST

Continuum



BUS JOURNEY WITHIN CITY, PER DROP CONSTANT ROUTE



BUS JOURNEY INTERCITY, STATE ROUTE, CHARGE PER PERSON



AIR FARE CHARGE FOR SPECIFIED ROUTES SINGLE JOURNEY



JOURNEY BY MOTORCYCLE (OKADA) PER DROP



WATER TRANSPORT: WATER WAY PASSENGER TRANSPORTATION



TRANSPORT FARE WATCH - OCTOBER 2025

Average Transport Fare by Categories
SOUTH EAST

Learn more



BUS JOURNEY WITHIN CITY, PER DROP CONSTANT ROUTE



BUS JOURNEY INTERCITY, STATE ROUTE, CHARGE PER PERSON




AIR FARE CHARGE FOR SPECIFIED ROUTES SINGLE JOURNEY



JOURNEY BY MOTORCYCLE (OKADA) PER DROP



WATER TRANSPORT: WATER WAY PASSENGER TRANSPORTATION



TRANSPORT FARE WATCH - OCTOBER 2025

Average Transport Fare by Categories SOUTH WEST

Lorem ipsum



BUS JOURNEY WITHIN CITY, PER DROP CONSTANT ROUTE



BUS JOURNEY INTERCITY, STATE ROUTE, CHARGE PER PERSON



AIR FARE CHARGE FOR SPECIFIED ROUTES SINGLE JOURNEY



JOURNEY BY MOTORCYCLE (OKADA) PER DROP



WATER TRANSPORT: WATER WAY PASSENGER TRANSPORTATION



TRANSPORT FARE WATCH - OCTOBER 2025

Average Transport Fare by Categories
SOUTH SOUTH

Lorem ipsum



BUS JOURNEY WITHIN CITY, PER DROP CONSTANT ROUTE



BUS JOURNEY INTERCITY, STATE ROUTE, CHARGE PER PERSON



AIR FARE CHARGE FOR SPECIFIED ROUTES SINGLE JOURNEY



JOURNEY BY MOTORCYCLE (OKADA) PER DROP



WATER TRANSPORT: WATER WAY PASSENGER TRANSPORTATION



APPENDIX

| Zone | Average of Oct-24 | Average of Sept-25 | Average of Oct-25 | MoM | YoY |
|---|-------------------|--------------------|-------------------|-------------|--------------|
| Air fare charg.for specified routes single journey | 126293.05 | 129848.71 | 131557.53 | 1.32 | 4.17 |
| NORTH CENTRAL | 126322.67 | 130311.86 | 131191.34 | 0.67 | 3.85 |
| NORTH EAST | 126194.00 | 130630.85 | 132252.58 | 1.24 | 4.80 |
| NORTH WEST | 125851.00 | 129011.21 | 130130.10 | 0.87 | 3.40 |
| SOUTH EAST | 127189.61 | 126971.93 | 129363.60 | 1.88 | 1.71 |
| SOUTH SOUTH | 125686.78 | 129641.00 | 132779.24 | 2.42 | 5.64 |
| SOUTH WEST | 126732.40 | 132108.32 | 133561.61 | 1.10 | 5.39 |
| Bus journey intercity, state route, charg. per per | 7187.62 | 8045.59 | 8170.21 | 1.55 | 13.67 |
| NORTH CENTRAL | 6912.04 | 7824.97 | 7954.03 | 1.65 | 15.07 |
| NORTH EAST | 7104.77 | 7810.32 | 7906.48 | 1.23 | 11.28 |
| NORTH WEST | 7080.27 | 7760.88 | 7894.76 | 1.72 | 11.50 |
| SOUTH EAST | 7378.71 | 8560.35 | 8745.37 | 2.16 | 18.52 |
| SOUTH SOUTH | 7681.73 | 7854.56 | 7927.93 | 0.93 | 3.21 |
| SOUTH WEST | 7063.85 | 8632.44 | 8770.49 | 1.60 | 24.16 |
| Bus journey within city , per drop constant rou | 908.15 | 1049.17 | 1058.64 | 0.90 | 16.57 |
| NORTH CENTRAL | 882.50 | 1085.46 | 1087.56 | 0.19 | 23.24 |
| NORTH EAST | 873.60 | 1039.12 | 1041.31 | 0.21 | 19.20 |
| NORTH WEST | 920.56 | 1016.94 | 1026.23 | 0.91 | 11.48 |
| SOUTH EAST | 890.01 | 1007.76 | 1006.30 | 0.15 | 13.07 |
| SOUTH SOUTH | 931.94 | 998.64 | 1029.64 | 3.11 | 10.48 |
| SOUTH WEST | 949.48 | 1139.54 | 1152.63 | 1.15 | 21.40 |
| Journey by motorcycle (okada) per drop | 535.98 | 737.63 | 780.00 | 5.74 | 45.53 |
| NORTH CENTRAL | 525.71 | 742.95 | 765.91 | 3.09 | 45.69 |
| NORTH EAST | 568.53 | 732.86 | 797.79 | 8.86 | 40.33 |
| NORTH WEST | 496.53 | 686.06 | 751.61 | 9.55 | 51.37 |
| SOUTH EAST | 497.48 | 712.96 | 747.74 | 4.88 | 50.31 |
| SOUTH SOUTH | 523.28 | 701.35 | 724.31 | 3.27 | 38.42 |
| SOUTH WEST | 606.20 | 853.19 | 894.37 | 4.83 | 47.54 |
| Water transport : water way passenger transportat | 1478.09 | 1795.40 | 1851.28 | 3.11 | 25.25 |
| NORTH CENTRAL | 1058.94 | 1307.01 | 1352.15 | 3.45 | 27.69 |
| NORTH EAST | 844.76 | 1027.67 | 1079.15 | 5.01 | 27.75 |
| NORTH WEST | 922.34 | 1177.03 | 1207.40 | 2.58 | 30.91 |
| SOUTH EAST | 1053.34 | 1240.34 | 1284.55 | 3.56 | 21.95 |
| SOUTH SOUTH | 3624.02 | 4342.10 | 4462.32 | 2.77 | 23.13 |
| SOUTH WEST | 1456.82 | 1770.20 | 1818.17 | 2.71 | 24.80 |

| State | Air fare charg.for specified routes single journey | Bus journey in- tercity, state route, charg. per per | Bus journey within city , per drop constant rou | Journey by mo- torcycle (okada) per drop | Water transport : wa- ter way passen- ger transportat |
|--------------------|--|---|--|---|--|
| ABIA | 129900.18 | 9071.08 | 548.44 | 690.66 | 870.75 |
| ABUJA | 136339.09 | 9150.17 | 973.87 | 779.22 | 928.35 |
| ADAMAWA | 138677.15 | 7850.22 | 631.44 | 647.13 | 1470.86 |
| AKWA IBOM | 126880.68 | 8566.55 | 1066.54 | 680.54 | 2874.26 |
| ANAMBRA | 128972.24 | 10101.11 | 1086.00 | 560.69 | 997.78 |
| BAUCHI | 127972.24 | 6887.15 | 1247.66 | 759.23 | 1190.96 |
| BAYELSA | 126972.24 | 8598.87 | 995.94 | 630.77 | 4966.18 |
| BENUE | 126979.24 | 7109.26 | 1031.82 | 800.89 | 1590.11 |
| BORNO | 135925.64 | 8518.77 | 1031.82 | 800.89 | 790.11 |
| CROSS RIVER | 128990.65 | 8660.45 | 1031.82 | 800.89 | 4150.63 |
| DELTA | 131990.65 | 8620.98 | 1081.56 | 800.04 | 4650.63 |
| EBONYI | 125990.65 | 6620.98 | 1081.56 | 800.04 | 1650.63 |
| EDO | 126090.65 | 6720.98 | 1181.56 | 612.99 | 3706.63 |
| EKITI | 126190.65 | 8899.44 | 1110.98 | 602.30 | 1296.16 |
| ENUGU | 127977.47 | 8066.84 | 1296.22 | 708.55 | 1403.22 |
| GOMBE | 130077.47 | 9066.84 | 1129.99 | 878.75 | 1000.38 |
| IMO | 133977.47 | 9866.84 | 1019.25 | 978.75 | 1500.38 |
| JIGAWA | 131277.47 | 7866.23 | 1100.08 | 778.75 | 1400.38 |
| KADUNA | 128613.47 | 8000.17 | 1200.67 | 878.56 | 1100.51 |
| KANO | 127012.14 | 8188.88 | 810.03 | 878.26 | 1100.44 |
| KATSINA | 129200.77 | 7790.84 | 1010.75 | 682.34 | 1213.69 |
| KEBBI | 128200.71 | 7790.84 | 910.75 | 682.87 | 1053.69 |
| KOGI | 129884.88 | 9305.91 | 994.23 | 815.65 | 1640.21 |
| KWARA | 135884.24 | 6059.65 | 1300.01 | 785.94 | 1670.77 |
| LAGOS | 129450.85 | 8050.39 | 1405.85 | 1115.94 | 2070.44 |
| NASARAWA | 126300.55 | 7076.66 | 1326.77 | 744.62 | 1255.83 |
| NIGER | 131300.55 | 7776.34 | 1026.02 | 714.56 | 1155.18 |
| OGUN | 129800.43 | 9705.54 | 1208.33 | 1204.31 | 2580.43 |
| ONDO | 138688.45 | 7883.69 | 1290.65 | 916.54 | 2058.88 |
| OSUN | 136688.45 | 7883.69 | 900.00 | 806.65 | 1658.82 |
| OYO | 140550.86 | 10200.19 | 1000.00 | 720.49 | 1244.29 |
| PLATEAU | 131650.86 | 9200.19 | 960.23 | 720.48 | 1224.56 |
| RIVERS | 155750.59 | 6399.76 | 820.45 | 820.61 | 6425.56 |
| SOKOTO | 129450.84 | 7446.24 | 895.56 | 600.33 | 1614.09 |
| TARABA | 130000.46 | 7156.98 | 1238.20 | 805.87 | 946.77 |
| YOBE | 130862.50 | 7958.92 | 968.76 | 894.88 | 1075.83 |
| ZAMFARA | 137155.30 | 8180.12 | 1255.79 | 760.15 | 968.96 |
| Grand Total | 131557.53 | 8170.21 | 1058.64 | 780.00 | 1851.28 |

CONTACT



National Bureau of Statistics

Head Office

No 1, Wole Olanipekun Street,
Formerly, Plot 762 Independence Avenue
Off Constitution Avenue,
CBD, Abuja, F. C. T.

Alesanmi Folorunsho

Information Desk

Head, Communications & Public Relations
Department (C&PRD)
Phone: +2347064643933
alesanmi@nigerianstat.gov.ng

Moses Mathew

Statistical Information Officer

Phone: +2347064071157
matmoses@nigerianstat.gov.ng



@nbs_nigeria



NBSNigeria



nbs_nigeria

