



NATIONAL BUREAU OF STATISTICS

Transport Fare Watch

APRIL 2026)

Report Date: May 2026

Data Source: National Bureau of Statistics (NBS)

CONTENT

Methodology	3
Executive Summary	4
Average Transport Fare Across States	
- States Bus Journey Within City, Per Drop Constant Route	6
- States Bus Journey Intercity, State Route, Charge per person	7
- Air Fare Charge for Specified Routes Single Journey	8
- Journey by Motorcycle (Okada) Per Drop	9
- Waterway Passenger Transport	10
Average Transport Fare by Categories - All Zones	
North Central.....	11
North East.....	12
North West.....	13
South East	14
South West	15
South-South.....	16
Appendix	17
Contact	19



METHODOLOGY

Fieldwork is done solely by over 700 NBS Staff in all States of the federation supported by supervisors who are monitored by internal and external observers.

Prices are collected across all the 774 local governments across all States and the FCT from over 10,000 respondents and locations and reflect actual fare households state they actually paid for those services.

The average of all these fares is then reported for each state and the average for the country is the average for the state.

NBS audit team subsequently conducts randomly selected verification of fares recorded.

EXECUTIVE SUMMARY

Transport Fare Watch for April 2026 covers the following categories: bus journey within the city per drop constant route; bus journey intercity (state route) charge per person; air fare charge for specified routes single journey; journey by motor-cycle (Okada) per drop; and water way passenger transport.

The average fare paid by commuters for bus journeys within the city per drop increased to 1.73% from ₦1,373.49 in March 2026 to ₦1,397.27 in April 2026. On a year-on-year basis, it increased by 39.83% from ₦999.27 in April 2025.

In another category, the average fare paid by commuters for bus journey intercity per drop was ₦9,607.41 in April 2026, indicating an increase of 0.45% on a month-on-month basis compared to ₦9,564.12 in March 2026. On a year-on-year basis, the fare increased by 21.58% from ₦7,902.08 in April 2025.

In air travel, the average fare paid by air passengers for specified routes single journey was ₦157,355.87 in April 2026, showing an increase of 0.08% while compared to previous month (March 2026). On a year-on-year basis, the fare rose by 20.82% from ₦130,243.90 in April 2025.

The average transport fare paid on Okada transportation was ₦1,035.69 in April 2026 which shows an increase of 3.12% when compared with the value recorded in March 2026 (₦1,004.34). On a year-on-year basis, the fare increased by 56.20% when compared with April 2025 (₦663.06).

For water transport (waterway passenger transportation), the average fare paid in April 2026 was ₦2,222.99 which indicates an increase of 1.34% on monthly basis. On a year-on-year basis, it increased by 30.85% from ₦1,698.91 in April 2025.

On state profile analysis, for intercity bus travel (state route charged per person fare), the highest fare was recorded in Abia with ₦10,998.89, followed by Ondo with ₦10,978.07. The least fare was recorded in Kwara with ₦7,900.10, followed by Edo with ₦7,953.13. Zamfara state recorded the highest bus journey within the city (per drop constant route) in April 2026 with ₦1,803.10 followed by Lagos with ₦1,704.03. On the other hand, Abia recorded the least with ₦850.98 followed by Adamawa with ₦911.65. Similarly, Kano recorded the highest air transport charges (for specified routes single journeys) with ₦183,835.21, followed by Lagos with ₦176,659.49. Conversely, Gombe recorded the least fare with ₦135,650.75, followed by Nasarawa with ₦138,880.14. Also, Kaduna State had the highest motorcycle transport fare in April 2026 with ₦1,690.91, followed by Lagos with ₦1,590.87. Adamawa recorded the least fare with ₦730.24, followed by Akwa Ibom with ₦740.88. Similarly, water transport fare was highest in Rivers with ₦6,777.45, followed by Bayelsa with ₦5,468.85, while the least fare was recorded in Borno with ₦980.88, followed by FCT with ₦1,125.29.

For Analysis by zone in April 2026, transport fares of bus journeys within the city recorded the highest in the South-West with ₦1,525.13, followed by North-Central with ₦1,434.94, while the South-East recorded the least with ₦1,294.77.

In terms of bus journey intercity, the South-West had the highest fare with ₦10,027.17 followed by the North-West with ₦9,992.97 while [South-South](#) recorded the least with ₦9,183.65.

Air transportation in April 2026, the South-South recorded the highest fare with ₦163,349.92 followed by the North-West with ₦160,526.32 while the North-East had the least with ₦151,938.57.


Also, commuters on a motorcycle (Okada) paid the highest fare in the South-West with ₦1,145.77 followed by South-East with ₦1,084.10, while the North-Central recorded the least with ₦963.01.

The South -South zone had the highest fare on water transport with ₦5,021.81, followed by the South-West with ₦2,214.10, while the North-East had the least with ₦1,367.33.

TRANSPORT FARE WATCH -APRIL 2026

Average Transport Fare Across States

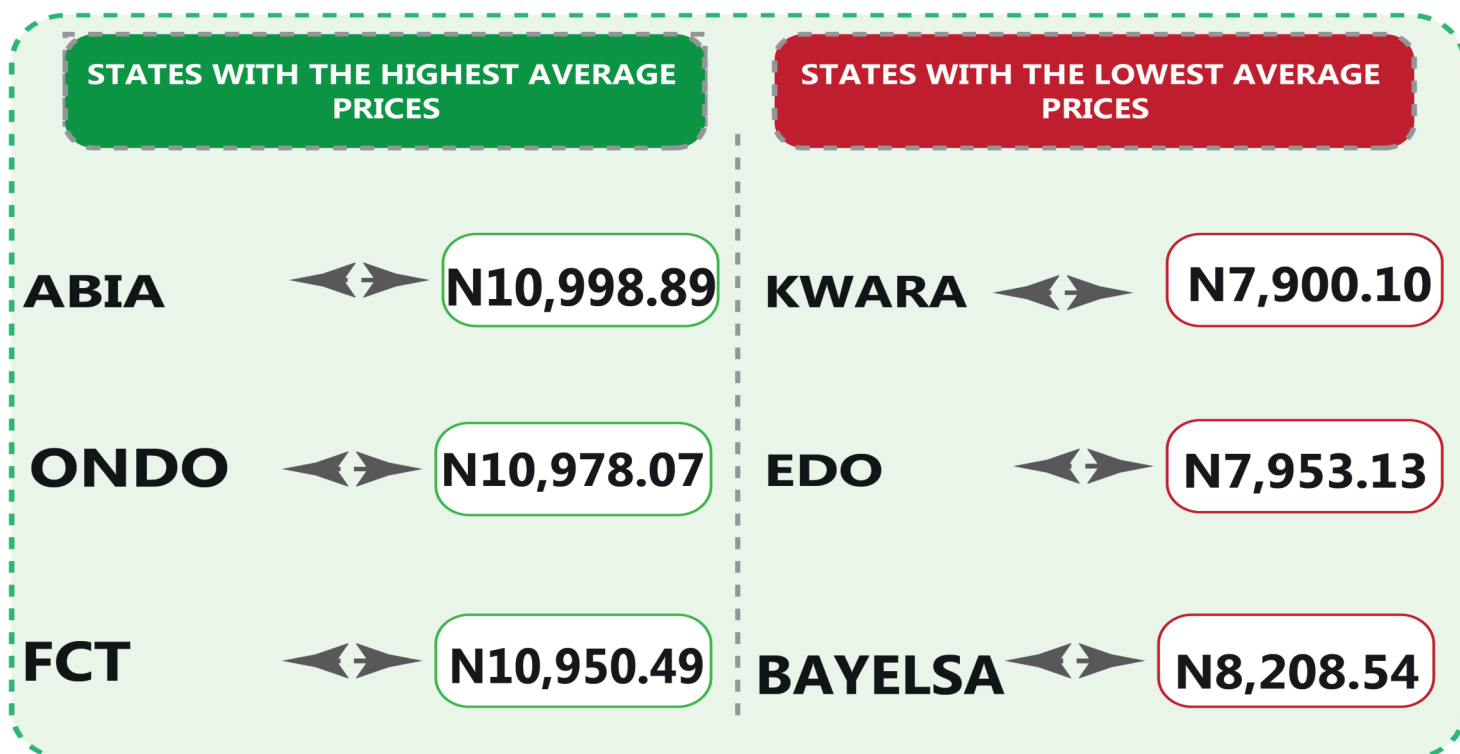
-Bus Journey Within City , Per Drop Constant Route



TRANSPORT FARE WATCH - APRIL 2026

Average Transport Fare Across States

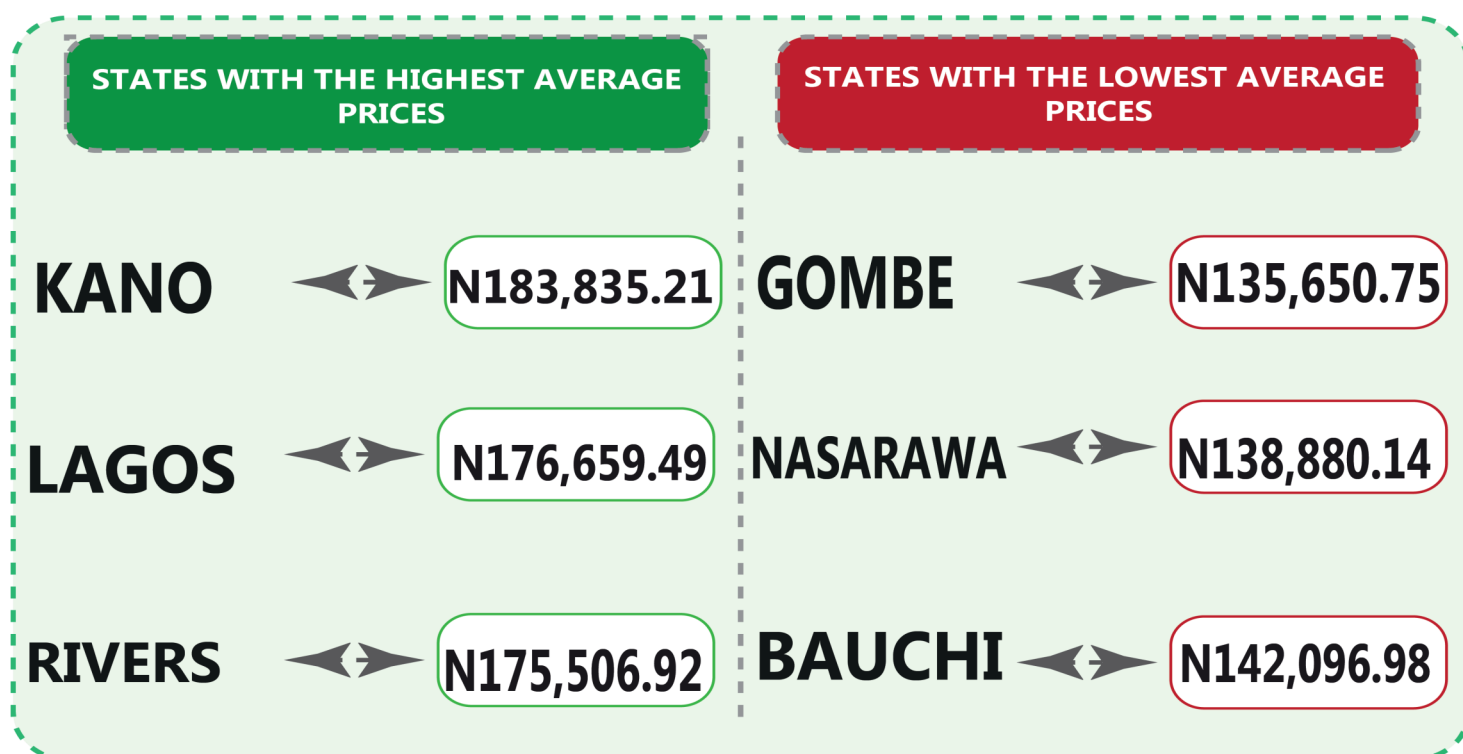
-Bus Journey Intercity, State Route, Charge Per Person



TRANSPORT FARE WATCH -APRIL 2026

Average Transport Fare Across States

-Air Fare Charge For Specified Routes Single Journey



TRANSPORT FARE WATCH - APRIL 2026

Average Transport Fare Across States
-Journey by Motorcycle (Okada) Per Drop



YoY = 56.20%

N663.06

APRIL 2025



MoM = 3.12%

N1,004.34

MARCH 2026

N1,035.69

APRIL 2026

STATES WITH THE HIGHEST AVERAGE PRICES

KADUNA ↔ **N1,690.91**

LAGOS ↔ **N1,590.87**

ABIA ↔ **N1,560.45**

STATES WITH THE LOWEST AVERAGE PRICES

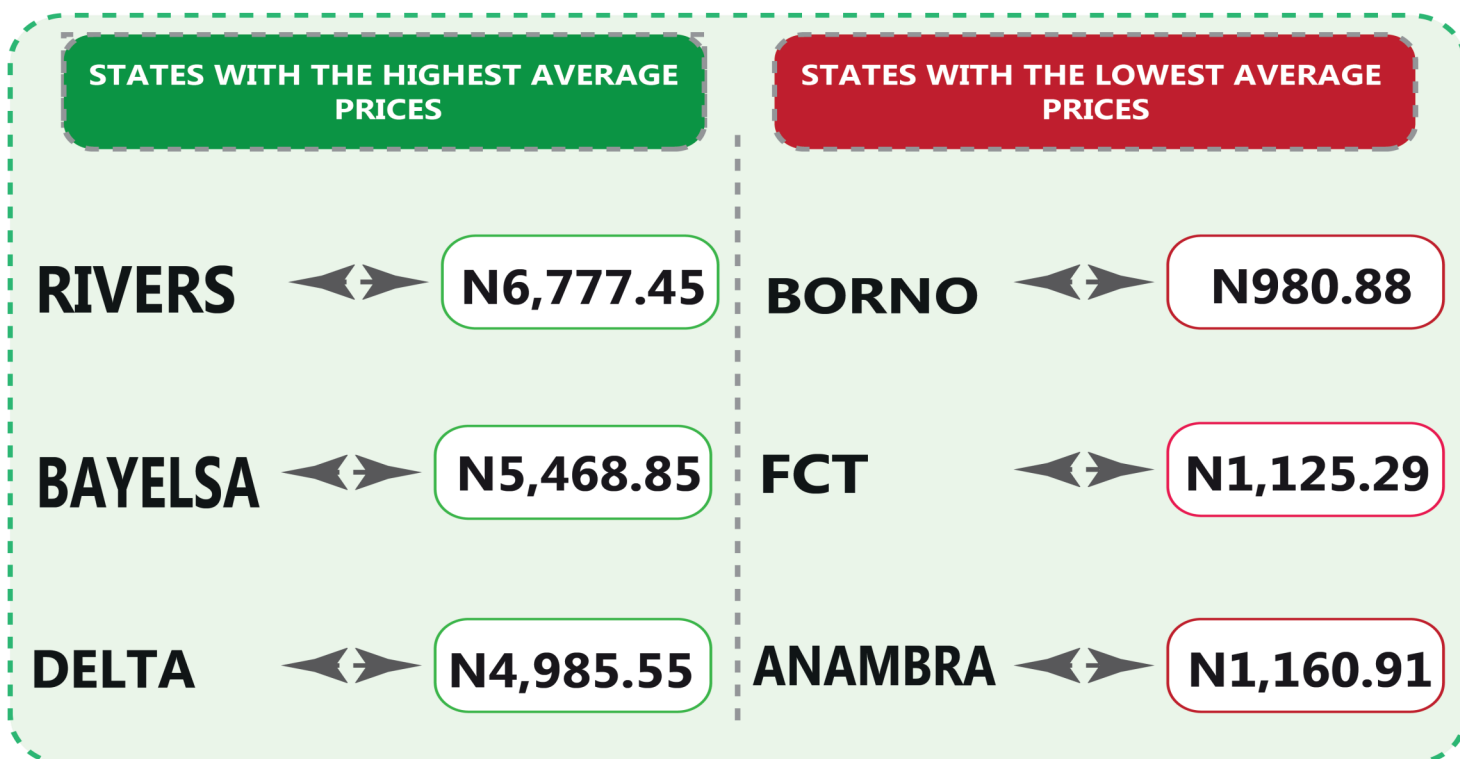
ADAMAWA ↔ **N730.24**

AKWA IBOM ↔ **N740.88**

KEBBI ↔ **N769.45**

TRANSPORT FARE WATCH -APRIL 2026

Average Transport Fare Across States
-Waterway Passenger Transport



TRANSPORT FARE WATCH -APRIL 2026

Average Transport Fare by Categories
NORTH CENTRAL

Lorem ipsum



BUS JOURNEY WITHIN CITY, PER DROP CONSTANT ROUTE



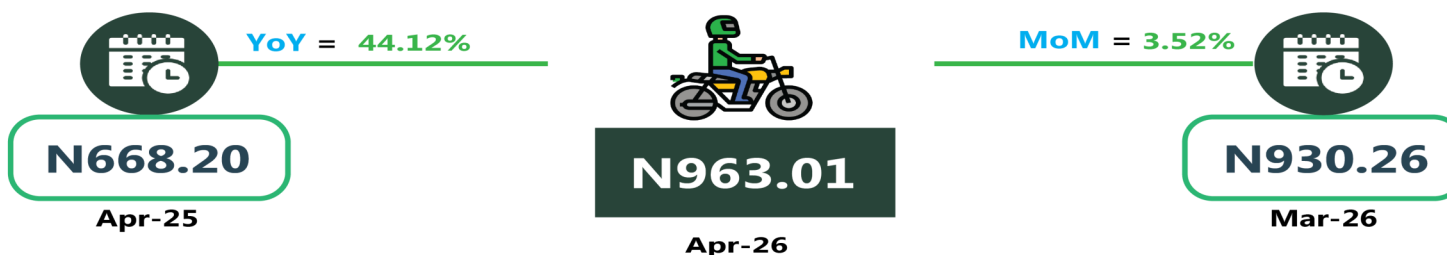
BUS JOURNEY INTERCITY, STATE ROUTE, CHARGE PER PERSON



AIR FARE CHARGE FOR SPECIFIED ROUTES SINGLE JOURNEY



JOURNEY BY MOTORCYCLE (OKADA) PER DROP



WATER TRANSPORT: WATER WAY PASSENGER TRANSPORTATION



TRANSPORT FARE WATCH -APRIL 2026

Average Transport Fare by Categories NORTH EAST

Loren Ipsum



BUS JOURNEY WITHIN CITY, PER DROP CONSTANT ROUTE



BUS JOURNEY INTERCITY, STATE ROUTE, CHARGE PER PERSON



AIR FARE CHARGE FOR SPECIFIED ROUTES SINGLE JOURNEY



JOURNEY BY MOTORCYCLE (OKADA) PER DROP



WATER TRANSPORT: WATER WAY PASSENGER TRANSPORTATION



TRANSPORT FARE WATCH -APRIL 2026

Average Transport Fare by Categories
NORTH WEST

LOREM IPSUM



BUS JOURNEY WITHIN CITY, PER DROP CONSTANT ROUTE



BUS JOURNEY INTERCITY, STATE ROUTE, CHARGE PER PERSON



AIR FARE CHARGE FOR SPECIFIED ROUTES SINGLE JOURNEY



JOURNEY BY MOTORCYCLE (OKADA) PER DROP



WATER TRANSPORT: WATER WAY PASSENGER TRANSPORTATION



TRANSPORT FARE WATCH -APRIL 2026

Average Transport Fare by Categories
SOUTH EAST

Current Issue



BUS JOURNEY WITHIN CITY, PER DROP CONSTANT ROUTE



BUS JOURNEY INTERCITY, STATE ROUTE, CHARGE PER PERSON



AIR FARE CHARGE FOR SPECIFIED ROUTES SINGLE JOURNEY



JOURNEY BY MOTORCYCLE (OKADA) PER DROP



WATER TRANSPORT: WATER WAY PASSENGER TRANSPORTATION



TRANSPORT FARE WATCH -APRIL 2026

Average Transport Fare by Categories

SOUTH WEST

Placeholder



BUS JOURNEY WITHIN CITY, PER DROP CONSTANT ROUTE




BUS JOURNEY INTERCITY, STATE ROUTE,CHARGE PER PERSON



AIR FARE CHARGE FOR SPECIFIED ROUTES SINGLE JOURNEY



JOURNEY BY MOTORCYCLE (OKADA) PER DROP



WATER TRANSPORT: WATER WAY PASSENGER TRANSPORTATION



TRANSPORT FARE WATCH -APRIL 2026

Average Transport Fare by Categories
SOUTH SOUTH

Lorem ipsum



BUS JOURNEY WITHIN CITY, PER DROP CONSTANT ROUTE



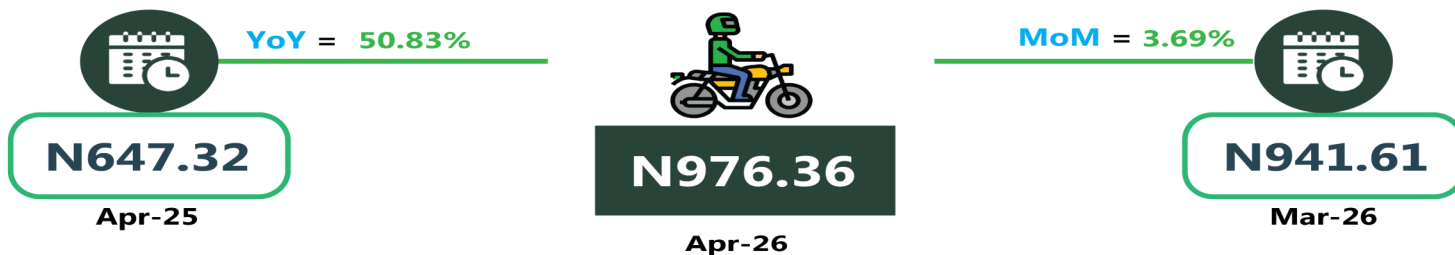
BUS JOURNEY INTERCITY, STATE ROUTE, CHARGE PER PERSON



AIR FARE CHARGE FOR SPECIFIED ROUTES SINGLE JOURNEY



JOURNEY BY MOTORCYCLE (OKADA) PER DROP



WATER TRANSPORT: WATER WAY PASSENGER TRANSPORTATION



APPENDIX

Zone	Average of Apr-25	Average of Mar-26	Average of Apr-26	MoM	YoY
Air fare charg.for specified routes single journey	130243.90	157224.05	157355.87	0.08	20.82
NORTH CENTRAL	129795.76	152030.21	152301.66	0.18	17.34
NORTH EAST	131080.97	151541.49	151938.57	0.26	15.91
NORTH WEST	127420.83	160851.22	160526.32	0.20	25.98
SOUTH EAST	127694.10	155410.89	155573.19	0.10	21.83
SOUTH SOUTH	132115.81	163133.43	163349.92	0.13	23.64
SOUTH WEST	133476.17	160336.00	160462.39	0.08	20.22
Bus journey intercity, state route, charg. per per	7902.08	9564.12	9607.41	0.45	21.58
NORTH CENTRAL	7642.77	9365.84	9476.58	1.18	23.99
NORTH EAST	7673.43	9199.37	9206.21	0.07	19.98
NORTH WEST	7608.41	10065.40	9992.97	0.72	31.34
SOUTH EAST	8464.95	9714.83	9737.03	0.23	15.03
SOUTH SOUTH	7767.35	9111.72	9183.65	0.79	18.23
SOUTH WEST	8441.56	9902.15	10027.17	1.26	18.78
Bus journey within city , per drop constant rou	999.27	1373.49	1397.27	1.73	39.83
NORTH CENTRAL	1003.53	1404.09	1434.94	2.20	42.99
NORTH EAST	1001.57	1367.84	1380.93	0.96	37.88
NORTH WEST	986.09	1320.07	1365.25	3.42	38.45
SOUTH EAST	985.36	1290.66	1294.77	0.32	31.40
SOUTH SOUTH	957.55	1348.40	1364.59	1.20	42.51
SOUTH WEST	1060.67	1499.87	1525.13	1.68	43.79
Journey by motorcycle (okada) per drop	663.06	1004.34	1035.69	3.12	56.20
NORTH CENTRAL	668.20	930.26	963.01	3.52	44.12
NORTH EAST	666.02	995.49	1023.03	2.77	53.60
NORTH WEST	610.30	1018.24	1041.11	2.25	70.59
SOUTH EAST	662.44	1069.79	1084.10	1.34	63.65
SOUTH SOUTH	647.32	941.61	976.36	3.69	50.83
SOUTH WEST	731.91	1091.58	1145.77	4.96	56.54
Water transport : water way passenger transportat	1698.91	2193.56	2222.99	1.34	30.85
NORTH CENTRAL	1205.02	1662.77	1708.09	2.73	41.75
NORTH EAST	958.33	1355.30	1367.33	0.89	42.68
NORTH WEST	1122.22	1514.18	1557.27	2.85	38.77
SOUTH EAST	1193.20	1537.81	1554.71	1.10	30.30
SOUTH SOUTH	4107.84	5016.85	5021.81	0.10	22.25
SOUTH WEST	1701.01	2166.82	2214.10	2.18	30.16

State	Air fare charg.for specified routes single journey	Bus journey in- tercity, state route, charg. per per	Bus journey with- in city , per drop constant rou	Journey by mo- torcycle (okada) per drop	Water transport : water way passenger transportat
ABIA	167450.46	10998.89	850.98	1560.45	1280.09
ABUJA	159600.45	10950.49	1380.00	1052.65	1125.29
ADAMAWA	161090.50	8893.79	911.65	730.24	1790.01
AKWA IBOM	165600.33	9882.86	1380.12	740.88	3532.62
ANAMBRA	151250.31	8987.00	1290.61	810.24	1160.91
BAUCHI	142096.98	8579.73	1413.94	880.98	1450.96
BAYELSA	164990.96	8208.54	1273.97	945.77	5468.85
BENUE	151155.65	8767.95	1578.92	913.59	1842.12
BORNO	146450.35	9833.86	1500.29	1180.85	980.88
CROSS RIVER	169500.14	10056.60	1524.20	1155.84	4905.73
DELTA	157300.65	9510.93	1485.74	925.01	4985.55
EBONYI	144805.77	8677.99	1375.81	988.77	1945.78
EDO	147200.50	7953.13	1400.56	839.85	4460.68
EKITI	148930.20	9485.61	1367.45	870.71	1498.70
ENUGU	147458.66	10230.78	1565.64	860.45	1590.76
GOMBE	135650.75	9408.45	1350.90	999.00	1280.46
IMO	166900.76	9790.48	1390.79	1200.62	1796.00
JIGAWA	147560.40	9978.97	1256.49	960.61	1665.09
KADUNA	146894.76	10560.13	1527.95	1690.91	1355.56
KANO	183835.21	9300.60	1048.88	1007.99	1405.88
KATSINA	169854.25	10402.12	1448.39	977.17	1438.17
KEBBI	158750.77	9872.79	1295.92	769.45	1495.88
KOGI	157590.91	9500.97	1326.93	980.89	2255.50
KWARA	157087.99	7900.10	1490.75	895.82	1980.88
LAGOS	176659.49	10045.08	1704.03	1590.87	2950.87
NASARAWA	138880.14	9583.24	1502.11	950.13	1496.31
NIGER	151945.64	9850.46	1368.65	880.71	1450.81
OGUN	173087.92	10773.64	1582.37	1334.60	2850.74
ONDO	149699.65	10978.07	1500.08	1150.50	2400.04
OSUN	147865.52	9841.04	1600.48	948.91	2028.44
OYO	166531.54	9039.60	1396.35	979.01	1555.81
PLATEAU	149850.86	9782.82	1397.23	1067.31	1805.72
RIVERS	175506.92	9489.84	1122.92	1250.83	6777.45
SOKOTO	148788.00	9750.64	1175.99	800.05	1905.21
TARABA	167756.93	9833.42	1703.88	950.36	1200.76
YOBE	158585.92	8687.99	1404.94	1396.76	1500.92
ZAMFARA	168000.87	10085.53	1803.10	1081.62	1635.11
Grand Total	157355.87	9607.41	1397.27	1035.69	2222.99



National Bureau of Statistics
Head Office

#1 Wole Olanipekun St,
Central Business District,
Federal Capital Territory
Abuja

Bonaventure Nwosu
Information Desk

Head, Communication and Public
Relation Department (C&PRD)
Phone: +2348033109882
bnwosu@nigerianstat.gov.ng

Mrs Musa Nkem
Head Prices Division

Phone: +2348130286147
nmusa@nigerianstat.gov.ng

Moses Mathew
Statistical Information Officer

Phone: +2347069071157
matmoses@nigerianstat.gov.ng



@nbs_nigeria



NBSNIGERIA



Nbs_nigeria

