



NATIONAL BUREAU OF STATISTICS

# **Nigeria Electricity Report:** **Energy Billed, Revenue Generated** **and Customers by DISCOs** **(Q3 2024)**

**Report Date: September 2025**

Data Source: National Bureau of Statistics (NBS)



# CONTENTS

Methodology	3
Executive Summary	4
DISCOs Infographics	5
Appendix	17
Contact	18



## METHODOLOGY

Data is provided by the Nigerian Electricity Regulatory Commission (NERC) and reported by the National Bureau of Statistics (NBS)



## KEY HIGHLIGHTS

- Total customer numbers in Q3 2024 stood at 12.40 million from 12.99 million in Q2 2024, indicating a decrease of 4.57%. On a year-on-year basis, customer numbers in Q3 2024 rose by 5.87% from 11.71 million reported in Q3 2023.
- Similarly, metered customers stood at 6.18 million in Q3 2024, a growth of 4.36% from 5.92 million recorded in the preceding quarter. On a year-on-year basis, this grew by 8.79% from 5.68 million reported in Q3 2023
- Revenue collected by the DISCOs during the period was ₦498.35 billion from ₦391.72 billion in Q2 2024. On a year-on-year basis, revenue generated in the reference period rose by 91.56% from ₦260.16 billion recorded in Q3 2023.
- Electricity supply was 6,249 (Gwh) in Q3 2024 from 5612.52 (Gwh) in the previous quarter. However, on a year-on-year basis, electricity supply increased by 9.03% compared to 5731.60 (Gwh) reported in Q3 2023.

*NB: See attached Excel file for details*

# NIGERIA ELECTRICITY REPORT

– Q3 2024

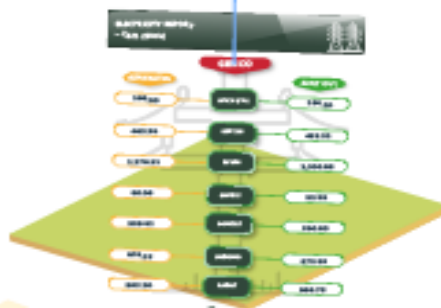
Category	Value	Unit
Generation	1,200	GW
Transmission	1,100	GW
Distribution	1,000	GW
Losses	100	GW
Net Output	1,100	GW
Capacity	1,200	GW
Efficiency	90%	%
Reliability	95%	%
Cost	100	\$/kWh
Revenue	100	\$/kWh
Profit	100	\$/kWh



(DISCOS)

**Revenue Collected**  
(N' Million)

498,351.17



**Metered Customers**

6,180,531

**Energy Billed** (Gwh)

6,249

**Total Customers**

12,400,296

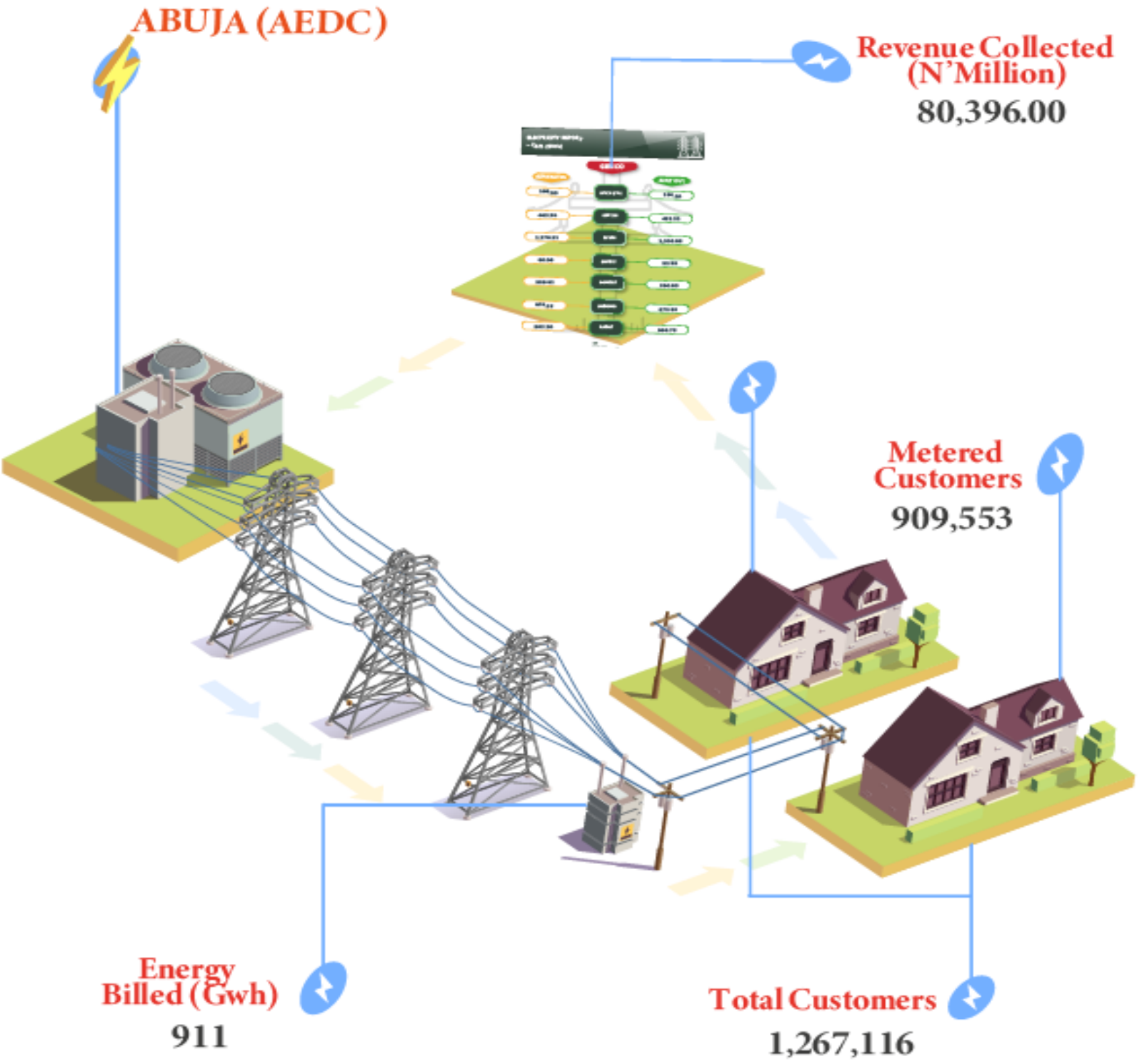


NATIONAL BUREAU OF STATISTICS

# NIGERIA ELECTRICITY REPORT

## – Q3 2024

Quarterly Performance		
Q3 2024	Q2 2024	Q3 2023
Revenue	75,000.00	70,000.00
Customers	1,200,000	1,150,000
Energy Billed	850 GWh	800 GWh
Losses	5%	6%
Efficiency	95%	94%
Reliability	99%	98%
Customer Satisfaction	85%	82%
Compliance	100%	100%
Environmental Impact	Low	Low
Social Responsibility	High	High



# NIGERIA ELECTRICITY REPORT

– Q3 2024

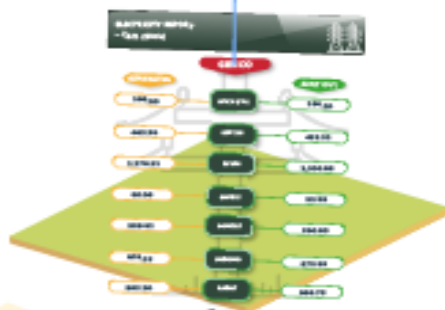
Category	Value	Unit
Generation	1,200	MW
Transmission	1,500	MW
Distribution	1,800	MW
Losses	1,000	MW
Net Output	1,200	MW
Capacity	1,500	MW
Efficiency	1,800	MW
Reliability	1,000	MW
Cost	1,200	MW
Revenue	1,500	MW
Profit	1,800	MW



**BENIN (BEDC)**

**Revenue Collected  
(N'Million)**

**41,421.47**



**Metered  
Customers**

**709,081**

**Energy  
Billed (Gwh)**

**585**

**Total Customers**

**1,417,912**



NATIONAL BUREAU OF STATISTICS



# NIGERIA ELECTRICITY REPORT

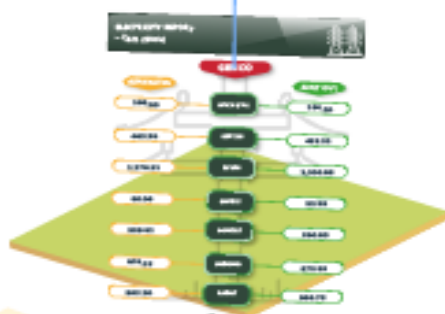
– Q3 2024

Category	Value	Unit
Generation	1,200	MW
Transmission	1,100	MW
Distribution	1,000	MW
Losses	100	MW
Net Output	1,100	MW
Capacity	1,200	MW
Efficiency	95%	%
Reliability	99%	%
Cost	0.15	N/kWh
Revenue	1,800	N/MW
Profit	1,700	N/MW



**ENUGU (EEDC)**

**Revenue Collected (N' Million)**  
36,726.00



**Metered Customers**  
659,679

**Energy Billed (Gwh)**  
477

**Total Customers**  
1,372,147



NATIONAL BUREAU OF STATISTICS



# NIGERIA ELECTRICITY REPORT

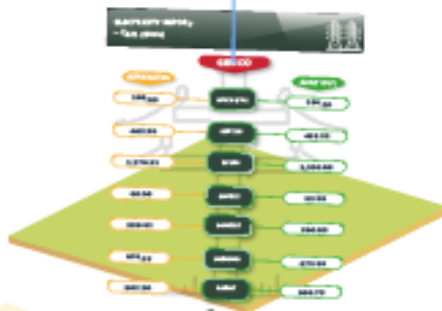
– Q3 2024

Category	Value	Unit
Generation	1,000,000	MWh
Transmission	950,000	MWh
Distribution	900,000	MWh
Losses	50,000	MWh
Net Generation	950,000	MWh
Net Transmission	900,000	MWh
Net Distribution	850,000	MWh
Net Losses	50,000	MWh
Net Net Generation	900,000	MWh
Net Net Transmission	850,000	MWh
Net Net Distribution	800,000	MWh
Net Net Losses	50,000	MWh



**EKO (EKEDC)**

**Revenue Collected (N' Million)**  
88,759.00



**Metered Customers**  
459,102

**Energy Billed (Gwh)**  
878

**Total Customers**  
727,092



NATIONAL BUREAU OF STATISTICS

# NIGERIA ELECTRICITY REPORT

– Q3 2024

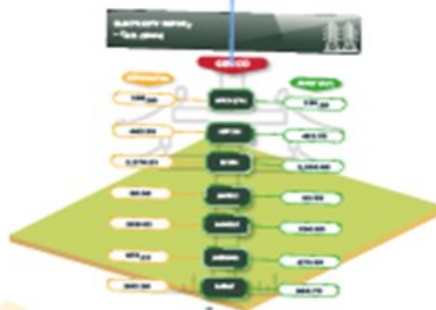
Category	Q3 2024	Q2 2024	Q3 2023
Revenue	57,910.00	55,000.00	52,000.00
Customers	2,582,740	2,500,000	2,400,000
Energy Billed	862	850	840
Metered Customers	1,143,086	1,100,000	1,050,000



**IBADAN (IBEDC)**

**Revenue Collected (N'Million)**

**57,910.00**



**Metered Customers**

**1,143,086**

**Energy Billed (Gwh)**

**862**

**Total Customers**

**2,582,740**



NATIONAL BUREAU OF STATISTICS

# NIGERIA ELECTRICITY REPORT

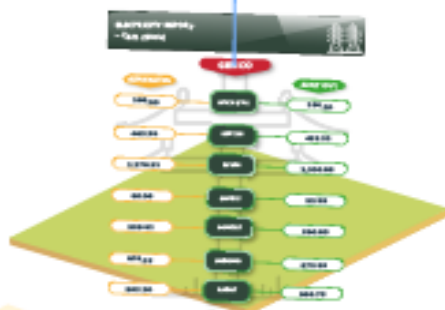
– Q3 2024

Category	Value	Unit
Generation	1,200	MW
Transmission	1,100	MW
Distribution	1,000	MW
Losses	100	MW
Net Output	1,100	MW
Capacity	1,200	MW
Efficiency	95%	%
Reliability	99%	%
Cost	0.15	N/kWh
Revenue	104,457.60	N' Million



**IKEJA (IEDC)**

**Revenue Collected (N' Million)**  
104,457.60



**Metered Customers**  
983,402

**Energy Billed (Gwh)**  
953

**Total Customers**  
1,171,644

# NIGERIA ELECTRICITY REPORT

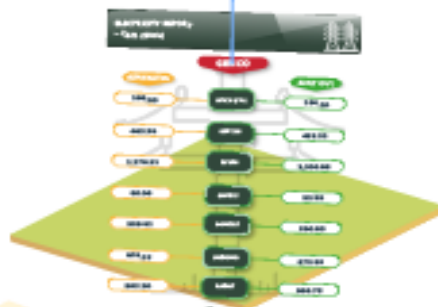
– Q3 2024

Category	Value	Unit
Generation	1,234.56	GWh
Transmission	1,234.56	GWh
Distribution	1,234.56	GWh
Losses	1,234.56	GWh
Net Output	1,234.56	GWh
Net Input	1,234.56	GWh
Net Output	1,234.56	GWh
Net Input	1,234.56	GWh
Net Output	1,234.56	GWh
Net Input	1,234.56	GWh



**JOS (JEDC)**

**Revenue Collected  
(N'Million)**  
15,636.33



**Metered  
Customers**  
255,032

**Energy  
Billed (Gwh)**  
269

**Total Customers**  
753,034



# NIGERIA ELECTRICITY REPORT

– Q3 2024

Category	Value	Change
Generation	1,234.56	↑ 12.3%
Transmission	987.65	↓ 5.4%
Distribution	765.43	↑ 8.9%
Losses	543.21	↓ 3.2%
Net Output	321.09	↑ 15.6%
Capacity	210.98	↑ 10.1%
Efficiency	109.87	↑ 7.8%
Reliability	98.76	↑ 0.5%
Cost	87.65	↓ 2.1%
Revenue	76.54	↑ 9.3%
Profit	65.43	↑ 11.2%



## KADUNA (KDEDC)

**Revenue Collected (N'Million)**  
13,886.00

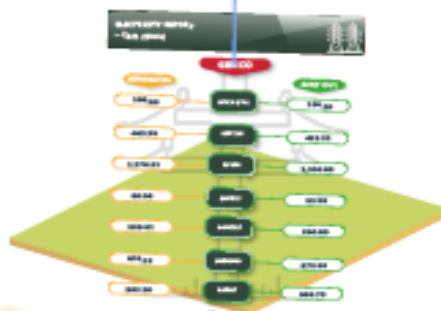
Category	Value	Change
Generation	1,234.56	↑ 12.3%
Transmission	987.65	↓ 5.4%
Distribution	765.43	↑ 8.9%
Losses	543.21	↓ 3.2%
Net Output	321.09	↑ 15.6%
Capacity	210.98	↑ 10.1%
Efficiency	109.87	↑ 7.8%
Reliability	98.76	↑ 0.5%
Cost	87.65	↓ 2.1%
Revenue	76.54	↑ 9.3%
Profit	65.43	↑ 11.2%

**Metered Customers**  
209,635

**Energy Billed (Gwh)**  
286

**Total Customers**  
881,884

– Q3 2024



**Metered Customers**  
**212,302**

**Energy Billed (Gwh)**  
**416**

**Total Customers**  
**672,072**



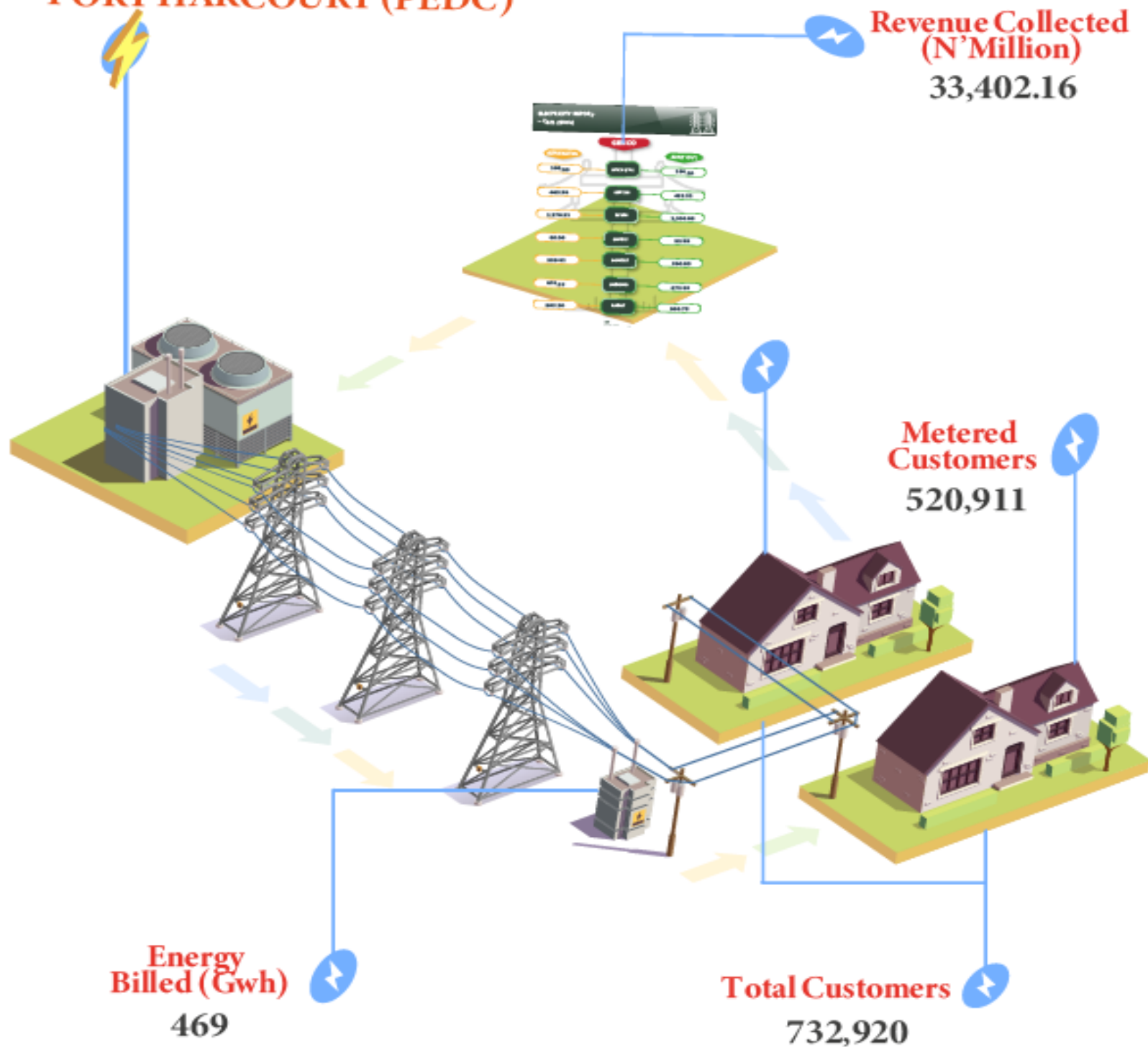
# NIGERIA ELECTRICITY REPORT

– Q3 2024

Category	Value	Change
Generation	10,000	10%
Transmission	5,000	5%
Distribution	3,000	3%
Losses	2,000	2%
Net Output	1,000	1%
Capacity	1,000	1%
Efficiency	1,000	1%
Reliability	1,000	1%
Cost	1,000	1%
Quality	1,000	1%
Environment	1,000	1%
Social	1,000	1%
Health	1,000	1%
Education	1,000	1%
Employment	1,000	1%
GDP	1,000	1%
Population	1,000	1%
Urbanization	1,000	1%
Infrastructure	1,000	1%
Technology	1,000	1%
Research	1,000	1%
Innovation	1,000	1%
Investment	1,000	1%
Finance	1,000	1%
Banking	1,000	1%
Insurance	1,000	1%
Real Estate	1,000	1%
Telecommunications	1,000	1%
Transport	1,000	1%
Healthcare	1,000	1%
Education	1,000	1%
Government	1,000	1%
Private	1,000	1%
Non-Profit	1,000	1%
Academia	1,000	1%
Media	1,000	1%
Arts	1,000	1%
Sports	1,000	1%
Recreation	1,000	1%
Food	1,000	1%
Drink	1,000	1%
Accommodation	1,000	1%
Transport	1,000	1%
Information	1,000	1%
Communication	1,000	1%
Energy	1,000	1%
Utilities	1,000	1%
Manufacturing	1,000	1%
Construction	1,000	1%
Retail	1,000	1%
Wholesale	1,000	1%
Import	1,000	1%
Export	1,000	1%
Trade	1,000	1%
Finance	1,000	1%
Banking	1,000	1%
Insurance	1,000	1%
Real Estate	1,000	1%
Telecommunications	1,000	1%
Transport	1,000	1%
Healthcare	1,000	1%
Education	1,000	1%
Government	1,000	1%
Private	1,000	1%
Non-Profit	1,000	1%
Academia	1,000	1%
Media	1,000	1%
Arts	1,000	1%
Sports	1,000	1%
Recreation	1,000	1%
Food	1,000	1%
Drink	1,000	1%
Accommodation	1,000	1%
Transport	1,000	1%
Information	1,000	1%
Communication	1,000	1%
Energy	1,000	1%
Utilities	1,000	1%
Manufacturing	1,000	1%
Construction	1,000	1%
Retail	1,000	1%
Wholesale	1,000	1%
Import	1,000	1%
Export	1,000	1%
Trade	1,000	1%



## PORT HARCOURT (PEDC)

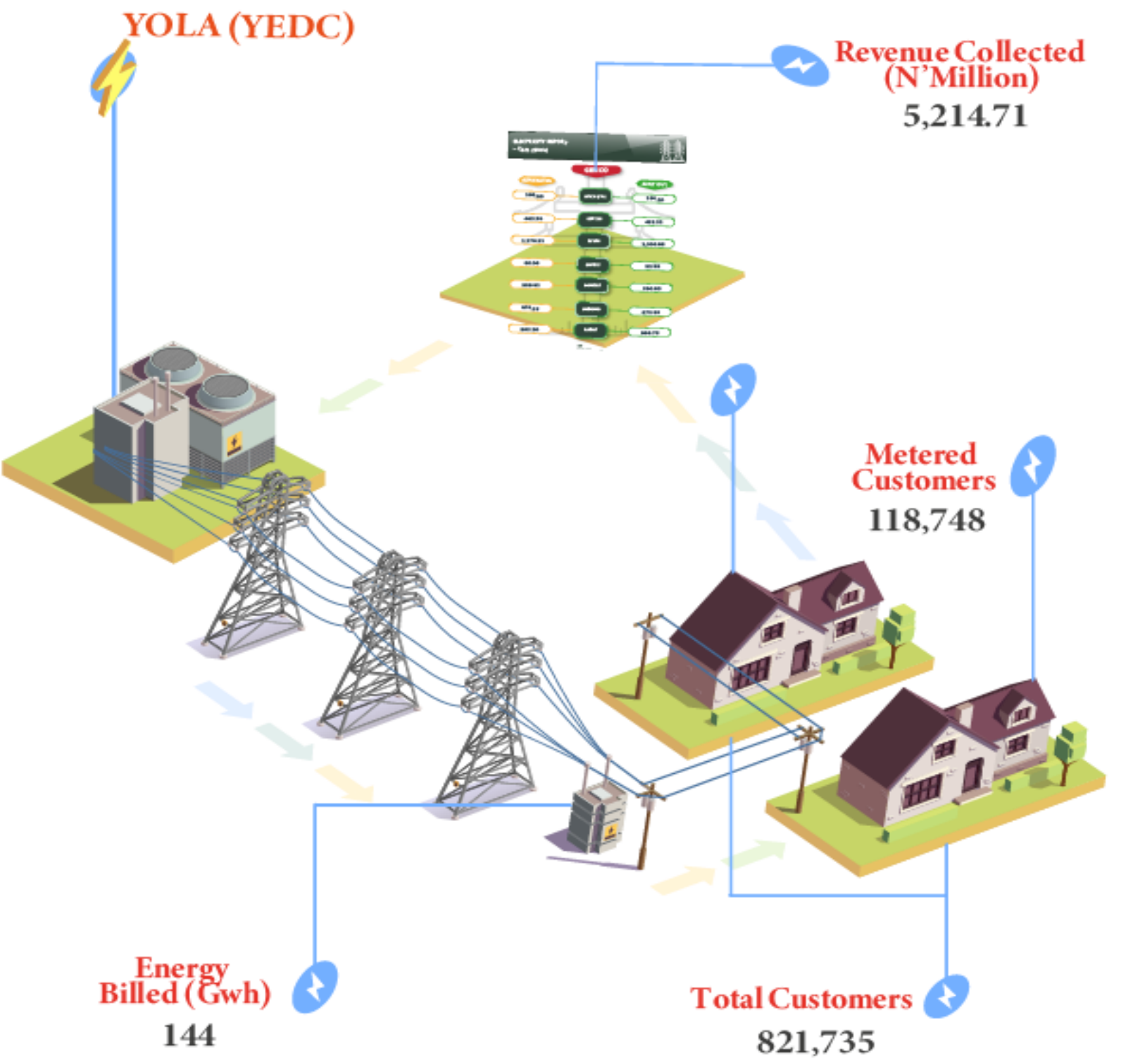


NATIONAL BUREAU OF STATISTICS

# NIGERIA ELECTRICITY REPORT

## – Q3 2024

Category	Value	Unit
Revenue	5,214.71	N' Million
Energy Billed	144	Gwh
Metered Customers	118,748	
Total Customers	821,735	



## CONTACT



### National Bureau of Statistics

Head Office

No 1, Wole Olanipekun Street,  
Formerly, Plot 762 Independence Avenue  
Off Constitution Avenue,  
CBD, Abuja, F. C. T.

### Alesanmi Folorunsho

Information Desk

Head, Communications & Public Relations  
Department (C&PRD)  
Phone: +2347064643933  
falesanmi@nigerianstat.gov.ng

### Moses Mathew

Statistical Information Officer

Phone: +2347069071157  
matmoses@nigerianstat.gov.ng



@nbs\_nigeria



NBSNigeria



nbs\_nigeria

