



NATIONAL BUREAU OF STATISTICS

# **Nigerian Domestic & Foreign Debt**

(Q1 2025)

**Report Date: September 2025**

# CONTENTS

<b>Key Highlights</b>	1
<b>Methodology</b>	2
<b>Total Public Debt Stock</b>	3
<b>State External &amp; Domestic Debt Stock</b>	4
<b>Contact</b>	7

## KEY HIGHLIGHTS


- ◇ Nigeria 's public debt stock which include external and domestic debt stood at ₦149.38 trillion (US\$97.23 billion) in Q1 2025 from ₦144.66 trillion (US\$94.22 billion) in Q4 2024, indicating a growth rate of 3.27% on a quarter-on-quarter basis.
- ◇ Total external debt stood at ₦70.63 trillion (US\$45.97 billion) in Q1 2025, while total domestic debt was ₦78.75 trillion (US\$51.26 billion).
- ◇ The share of external debt (in naira value ) to total public debt was 47.28% in Q1 2025, while the share of domestic debt (in naira value) to total public debt was 52.72%.
- ◇ Lagos state recorded the highest domestic debt in Q1 2025 with ₦874.03 billion, followed by Rivers with ₦364.39 billion, while Jigawa state recorded the lowest with ₦1.06 billion, followed by Ondo with ₦11.76 billion.

Debt data is provided by the Debt Management Office (DMO) and reported by the National Bureau of Statistics (NBS).

Please note:

(i) External Debts are only published by the DMO bi-annually i.e. Q2 and Q4 only.

TOTAL PUBLIC DEBT STOCK  
(Q1 2025)



TOTAL EXTERNAL DEBT

Amount Outstanding (=N=Million)



Q1 2025

70,632,112.85

TOTAL DOMESTIC DEBT

Amount Outstanding (=N=Million)



Q1 2025

78,756,883.94

TOTAL PUBLIC DEBT

Amount Outstanding (=N=Million)




Q1 2025

149,388,996.79

TOTAL EXTERNAL DEBT

Amount Outstanding (US\$ Million)




Q1 2025

45,975.02

TOTAL DOMESTIC DEBT

Amount Outstanding (US\$ Million)



Q1 2025

51,263.50

TOTAL PUBLIC DEBT

Amount Outstanding (US\$ Million)



Q1 2025

97,238.52

# STATE EXTERNAL AND DOMESTIC DEBT STOCK



Q1 2025

STATE	EXTERNAL DEBT STOCK	DOMESTIC DEBT STOCK
Abia		48,665,906,387.09
Adamawa		78,652,203,676.20
Akwa Ibom		118,213,799,550.10
Anambra		28,196,728,098.88
Bauchi		142,402,919,677.01
Bayelsa		73,533,806,381.34
Benue		129,820,965,715.51
Borno		25,093,719,120.90
Cross River		115,119,394,711.45
Delta		204,724,819,395.30
Ebonyi		17,102,883,538.48
Edo		82,399,140,942.14
Ekiti		51,433,949,751.86
Enugu		188,421,106,731.10

# STATE EXTERNAL AND DOMESTIC DEBT STOCK



Q1 2025

STATE	EXTERNAL DEBT STOCK	DOMESTIC DEBT STOCK
Gombe		83,663,878,805.18
Imo		122,092,440,754.60
Jigawa		1,060,392,665.45
Kaduna		25,008,369,412.23
Kano		58,289,334,928.23
Katsina		23,260,971,982.99
Kebbi		15,098,989,760.96
Kogi		20,387,814,902.51
Kwara		60,100,703,248.33
Lagos		874,038,723,920.11
Nasarawa		24,725,412,853.94
Niger		143,754,940,760.10
Ogun		190,137,984,634.85
Ondo		11,763,346,107.24



## STATE EXTERNAL AND DOMESTIC DEBT STOCK



Q1 2025

STATE

EXTERNAL  
DEBT STOCKDOMESTIC DEBT  
STOCK

Osun

83,317,509,490.45

Oyo

86,825,189,737.32

Plateau

83,391,094,829.90

Rivers

364,393,017,734.54

Sokoto

52,674,175,076.79

Taraba

82,926,028,864.04

Yobe

39,624,643,275.24

Zamfara

57,710,328,166.96

FCT

61,112,338,984.16

TOTAL

3,869,138,974,573.49



# CONTACT



## National Bureau of Statistics

Head Office

No 1, Wole Olanipekun Street,  
Formerly, Plot 762 Independence Avenue  
Off Constitution Avenue,  
CBD, Abuja, F. C. T.

## Alesanmi Folorunsho

Information Desk

Head, Communications & Public Relations  
Department (C&PRD)  
Phone: +2347064643933  
falesanmi@nigerianstat.gov.ng

## Moses Mathew

Statistical Information Officer

Phone: +2347069071157  
matmoses@nigerianstat.gov.ng



@nbs\_nigeria



NBSNigeria



nbs\_nigeria

