

Nigerian Domestic & Foreign Debt

(Q3 2024)

Report Date: September 2025

CONTENTS

Key Highlights	1
Methodology	2
Total Public Debt Stock	3
State External & Domestic Debt Stock	4
Contact	7

KEY HIGHLIGHTS


- ◇ Nigeria 's public debt stock which include external and domestic debt stood at ₦142.31 trillion (US\$88.89 billion) in Q3 2024 from ₦134.29 trillion (US\$91.34 billion) in Q2 2024, indicated a growth rate of 5.97% on a quarter-on-quarter basis.
- ◇ Total external debt stood at ₦68.88 trillion (US\$43.02 billion) in Q3 2024, while total domestic debt was ₦73.43 trillion (US\$45.86 billion).
- ◇ The share of external debt (in naira value) to total public debt was 48.40% in Q3 2024, while the share of domestic debt (in naira value) to total public debt was 51.59%.
- ◇ Lagos state recorded the highest domestic debt in Q3 2024 with ₦853.43 billion, followed by Rivers with ₦389.20 billion, while Jigawa state recorded the lowest with ₦1.26 billion, followed by Ondo with ₦13.98 billion.

Debt data is provided by the Debt Management Office (DMO) and reported by the National Bureau of Statistics (NBS).

Please note:

(i) External Debts are only published by the DMO bi-annually i.e. Q2 and Q4 only.

TOTAL PUBLIC DEBT STOCK (Q3 2024)



TOTAL EXTERNAL DEBT

Amount Outstanding (=N=Million)




Q3 2024

68,886,711.29

TOTAL DOMESTIC DEBT

Amount Outstanding (=N=Million)



Q3 2024

73,432,552.35

TOTAL PUBLIC DEBT

Amount Outstanding (=N=Million)




Q3 2024

142,319,263.64

TOTAL EXTERNAL DEBT

Amount Outstanding (US\$ Million)




Q3 2024

43,026.55

TOTAL DOMESTIC DEBT

Amount Outstanding (US\$ Million)



Q3 2024

45,865.88

TOTAL PUBLIC DEBT

Amount Outstanding (US\$ Million)



Q3 2024

88,892.43


STATE EXTERNAL AND DOMESTIC DEBT STOCK



Q3 2024

STATE	EXTERNAL DEBT STOCK	DOMESTIC DEBT STOCK
Abia		89,348,999,633.27
Adamawa		122,631,854,429.76
Akwa Ibom		126,001,397,083.62
Anambra		30,363,709,605.82
Bauchi		145,292,720,088.17
Bayelsa		93,366,205,876.76
Benue		115,861,282,629.09
Borno		31,819,617,205.68
Cross River		133,412,235,075.55
Delta		342,531,609,496.02
Ebonyi		19,094,759,998.08
Edo		95,805,133,487.54
Ekiti		56,224,700,046.75
Enugu		128,073,020,413.66

STATE EXTERNAL AND DOMESTIC DEBT STOCK



Q3 2024

STATE	EXTERNAL DEBT STOCK	DOMESTIC DEBT STOCK
Gombe		92,260,439,895.03
Imo		155,383,539,183.04
Jigawa		1,264,937,913.19
Kaduna		26,614,428,311.52
Kano		61,925,979,244.16
Katsina		30,513,137,825.93
Kebbi		15,342,303,283.74
Kogi		40,530,792,606.34
Kwara		58,871,691,742.90
Lagos		853,432,541,170.72
Nasarawa		25,157,847,110.60
Niger		144,882,503,788.16
Ogun		201,188,611,415.57
Ondo		13,987,508,193.87

STATE EXTERNAL AND DOMESTIC DEBT STOCK



Q3 2024

STATE

EXTERNAL
DEBT STOCKDOMESTIC DEBT
STOCK

Osun

85,178,793,996.48

Oyo

92,723,527,939.25

Plateau

95,989,155,006.14

Rivers

389,201,141,842.88

Sokoto

58,860,944,267.37

Taraba

81,387,745,236.16

Yobe

44,100,925,097.09

Zamfara

60,686,166,271.29

FCT

53,434,338,984.16

TOTAL

4,212,746,245,395.37

CONTACT



National Bureau of Statistics

Head Office

No 1, Wole Olanipekun Street,
Formerly, Plot 762 Independence Avenue
Off Constitution Avenue,
CBD, Abuja, F. C. T.

Alesanmi Folorunsho

Information Desk

Head, Communications & Public Relations
Department (C&PRD)
Phone: +2347064643933
falesanmi@nigerianstat.gov.ng

Moses Mathew

Statistical Information Officer

Phone: +2347069071157
matmoses@nigerianstat.gov.ng



@nbs_nigeria



NBSNigeria



nbs_nigeria

