



NATIONAL BUREAU OF STATISTICS

Nigerian Domestic & Foreign Debt

(Q3 2025)

Report Date: February 2026

CONTENTS

Methodology	3
Key Highlights	4
Total Public Debt Stock	5
State External & Domestic Debt Stock	6
Contact	9

Debt data is provided by the Debt Management Office (DMO) and reported by the National Bureau of Statistics (NBS).

Please note:

(i) External Debts categorised by FG and States are only published by the DMO bi-annually i.e. Q2 and Q4 only.

KEY HIGHLIGHTS


- Nigeria's public debt stock, which includes external and domestic debt, stood at ₦153.29 trillion (US\$103.94 billion) in Q3 2025 from ₦152.40 trillion (US\$99.66 billion) in Q2 2025, indicating a growth rate of 0.59% on a quarter-on-quarter basis.
- Total external debt stood at ₦71.48 trillion in Q3 2025, while total domestic debt was ₦81.82 trillion.
- The share of external debt (in naira value) to total public debt was 46.63% in Q3 2025, while the share of domestic debt (in naira value) to total public debt was 53.37%.
- In the third quarter of 2025, Lagos state ranked highest in domestic debt, with ₦1.05 trillion, followed by Rivers with ₦381.21 billion, while Jigawa state and Ondo state recorded the lowest with ₦1.60 billion and ₦9.53 billion, respectively.

TOTAL PUBLIC DEBT STOCK (Q3 2025)



TOTAL EXTERNAL DEBT

Amount Outstanding (=N=Million)




Q3 2025

71,475,552.31

TOTAL DOMESTIC DEBT

Amount Outstanding (=N=Million)




Q3 2025

81,816,930.05

TOTAL PUBLIC DEBT

Amount Outstanding (=N=Million)




Q3 2025

153,292,482.36

TOTAL EXTERNAL DEBT

Amount Outstanding (US\$ Million)




Q3 2025

48,462.93

TOTAL DOMESTIC DEBT

Amount Outstanding (US\$ Million)




Q3 2025

55,474.75

TOTAL PUBLIC DEBT

Amount Outstanding (US\$ Million)



Q3 2025

103,937.68

STATE EXTERNAL AND DOMESTIC DEBT STOCK



Q3 2025

STATE	EXTERNAL DEBT STOCK	DOMESTIC DEBT STOCK
Abia		48,498,429,597.22
Adamawa		74,781,122,773.76
Akwa Ibom	-	95,506,032,356.24
Anambra		26,669,599,158.96
Bauchi		158,197,329,491.22
Bayelsa		58,728,424,919.12
Benue		107,254,736,529.91
Borno		47,228,487,033.83
Cross River		141,941,737,221.48
Delta		247,171,909,666.70
Ebonyi		14,635,065,633.40
Edo		76,134,451,624.33
Ekiti		48,651,592,433.26
Enugu		194,715,560,275.82

STATE EXTERNAL AND DOMESTIC DEBT STOCK



Q3 2025

STATE

 **EXTERNAL
DEBT STOCK**

 **DOMESTIC DEBT
STOCK**

Gombe

75,685,511,350.93

Imo

90,506,089,211.59

Jigawa

1,600,000,000.05

Kaduna

23,131,754,342.80

Kano

55,277,714,653.00

Katsina

17,019,192,483.51

Kebbi

14,844,519,769.33

Kogi

14,311,935,099.46

Kwara

62,557,372,877.79

Lagos

1,045,809,443,966.51

Nasarawa

22,412,630,051.09

Niger

143,496,727,470.49

Ogun

168,093,252,215.65

Ondo

9,532,965,897.60

STATE EXTERNAL AND DOMESTIC DEBT STOCK



Q3 2025

STATE	EXTERNAL DEBT STOCK	DOMESTIC DEBT STOCK
Osun		81,327,536,937.09
Oyo		80,283,627,434.76
Plateau		67,089,142,840.28
Rivers		381,205,334,303.02
Sokoto		47,078,568,987.26
Taraba		89,740,601,895.03
Yobe		36,375,627,131.42
Zamfara		56,476,825,133.51
FCT		78,931,338,984.16
Total		4,002,902,191,751.57

CONTACT



National Bureau of Statistics

Head Office
No. 1, Wole Olanipekun Street,
Formerly, Plot 762, Independence Avenue,
Off Constitution Avenue,
CBD, Abuja, F.C.T.

Bonaventure Nwosu

Information Desk
Head, Communication and Public Relations
Department (C&PRD)
Phone +2348033109882
bnwosu@nigerianstat.gov.ng

Moses Mathew

Statistical Information Officer
Department (C&PRD)
Phone +2347069071157
matmoses@nigerianstat.gov.ng



@nbs_nigeria



NBSNIGERIA



Nbs_nigeria

