



NATIONAL BUREAU OF STATISTICS

Rail Transportation Data

(Q3 2024)

Report Date: December 2024

Data Source: National Bureau of Statistics (NBS)

CONTENT

Methodology	3
Key Highlights	4
Quantity of Passengers (Number)	5
Volume of Goods/Cargos (Tons)	6
Volume of Goods/Cargos via Pipeline (Tons)	7
Revenue Generated from Passengers (N)	8
Revenue Generated from Goods/Cargos (N)	9
Revenue Generated from Pipeline (=N=)	10
Other Income Receipts (N)	11
Appendix	12

METHODOLOGY

Data is provided by the Nigerian Railway Corporation (NRC) and reported by the National Bureau of Statistics (NBS) .

Please note that figures for pipelines for Q1 and Q4 2023 are not available in this report.

Key Highlights

In Q3 2024, a total of 743,205 passengers travelled via rail system relative to 594,348 reported in the corresponding quarter of 2023, indicating a growth rate of 25.05%. The volume of goods/cargo transported via rail in Q3 2024 stood at 96,401 tons compared to 69,003 tons recorded in Q3 2023.

In the quarter under review, the Nigerian Railway Corporation (NRC) reported an additional volume of goods/cargo transported via pipeline which stood at 7,320 tons, lower than 12,960 tons in Q3 2023.

In terms of revenue generation, N1.70 billion was received from passengers during the reference period, showing an increase of 13.83% from the N1.49 billion recorded in the same quarter of the previous year. Similarly, N412.57 million was collected from goods/cargo conveyed via rail in Q3 2024, up by 89.60% from N217.60 million received in Q3 2023.

In addition, revenue generated from the movement of goods/cargo via pipeline stood at N51.85 million in Q3 2024, lower than the N69.18 million reported in the corresponding period of last year. Other receipts amounted to N34.77 million, indicating a decrease of 70.84% in Q3 2024 from the N119.22 million received in Q3 2023.

RAIL TRANSPORTATION DATA Q3 2024

Quantity of Passengers (Number)



2024

2023



-

2,182,388

675,293

Q1

441,725

689,263

Q2

474,117

743,205

Q3

594,348

-

Q4

672,198

RAIL TRANSPORTATION DATA Q3 2024

Volume of Goods/Cargos (Tons)



2024

2023



-

305,191

160,650

Q1

59,966

143,759

Q2

56,936

96,401

Q3

69,003

-

Q4

119,286

RAIL TRANSPORTATION DATA Q3 2024

Volume of Goods/Cargos via Pipeline (Tons)



2024

2023



-

15,816

8,000

Q1

-

5,940

Q2

2,856

7,320

Q3

12,960

-

Q4

-

RAIL TRANSPORTATION DATA Q3 2024

Revenue Generated from Passengers (=N=)



4,426,495,760

1,420,923,315

Q1

768,438,658

1,686,025,519

Q2

1,100,941,295

1,695,176,306

Q3

1,489,200,328


-

Q4

1,067,915,479

RAIL TRANSPORTATION DATA Q3 2024

Revenue Generated from Goods/Cargos (=N=)



RAIL TRANSPORTATION DATA Q3 2024

Revenue Generated from Pipeline (=N=)



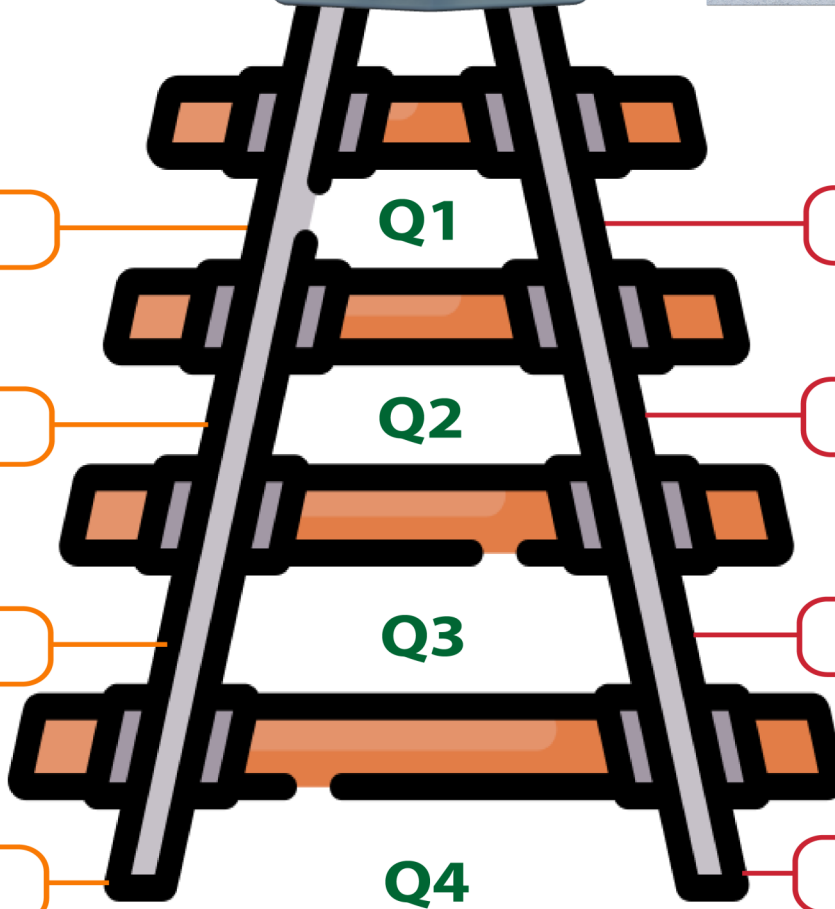
2024

-



2023

81,991,480



59,136,179

Q1

-

42,075,000

Q2

12,811,200

51,850,000

Q3

69,180,280


-

Q4

-

RAIL TRANSPORTATION DATA Q3 2024

Other Income Receipts (=N=)



APPENDIX

S/NO	Item Description	2023				Annual	2024		
		Q1	Q2	Q3	Q4		Q1	Q2	Q3
1	Quantity of Passengers (Number)	441,725	474,117	594,348	672,198	2,182,388	675,293	689,263	743,205
2	Volume of Goods/Cargos (Tons)	59,966	56,936	69,003	119,286	305,191	160,650	143,759	96,401
3	Volume of Goods/Cargos via Pipeline (Tons)		2,856	12,960		15,816	8,000	5,940	7,320
4	Revenue Generated from Passengers (=N=)	768,438,658	1,100,941,295	1,489,200,328	1,067,915,479	4,426,495,760	1,420,923,315	1,686,025,519	1,695,176,306
5	Revenue Generated from Goods/Cargos (=N=)	181,270,800	175,217,150	217,595,500	423,215,481	997,298,931	607,315,323	537,362,826	412,568,751
6	Revenue Generated from Pipeline (=N=)		12,811,200	69,180,280		81,991,480	59,136,179	42,075,000	51,850,000
7	Other Income Receipts (=N=)	34,165,347	18,743,939	119,216,014	393,718,250	565,843,550	25,402,777	994,681,305	34,769,156

CONTACT



National Bureau of Statistics

Head Office

Plot 762 Independence Avenue,
Central Business District, Garki
Abuja.

Sunday J. Ichedi

Information Desk

Head, Communication & Public
Relations Department (C&PRD)
Phone: +2348037051701
sjichedi@nigerianstat.gov.ng

Moses Mathew

Statistical Information Officer

Phone: +2347069071157
matmoses@nigerianstat.gov.ng



@nbsnigeria



NBSNigeria



nbs_nigeria

