



**NATIONAL BUREAU OF STATISTICS**



# RAIL TRANSPORTATION DATA (Q4 2024)



**Report Date: September 2025**

# CONTENT

<b>Methodology</b>	3
<b>Key Highlights</b>	4
<b>Quantity of Passengers (Number)</b>	5
<b>Volume of Goods/Cargos (Tons)</b>	6
<b>Volume of Goods/Cargos via Pipeline (Tons)</b>	7
<b>Revenue Generated from Passengers (₦)</b>	8
<b>Revenue Generated from Goods/Cargos (₦)</b>	9
<b>Revenue Generated from Pipeline (₦)</b>	10
<b>Other Income Receipts (₦)</b>	11
<b>Contact</b>	12



## METHODOLOGY

Data is sourced from Nigerian Railway Corporation (NRC), and was processed and analyzed by the National Bureau of Statistics (NBS)

## KEY HIGHLIGHTS

In Q4 2024, a total of 1,037,113 passengers travelled through the rail system, relative to 672,198 reported in the corresponding quarter of 2023, indicating a growth rate of 54.29%. The volume of goods/cargos transported during the reference period stood at 94,750 tons compared to 119,286 tons recorded in Q4 2023.

In terms of revenue generation, N1.92billion was received from passengers in Q4 2024, higher than N1.07 billion recorded in the same quarter of the previous year. Similarly, N391.64 million was received from goods/cargos conveyed in Q4 2024, down by 7.46% when compared to N423.22 million in Q4 2023.

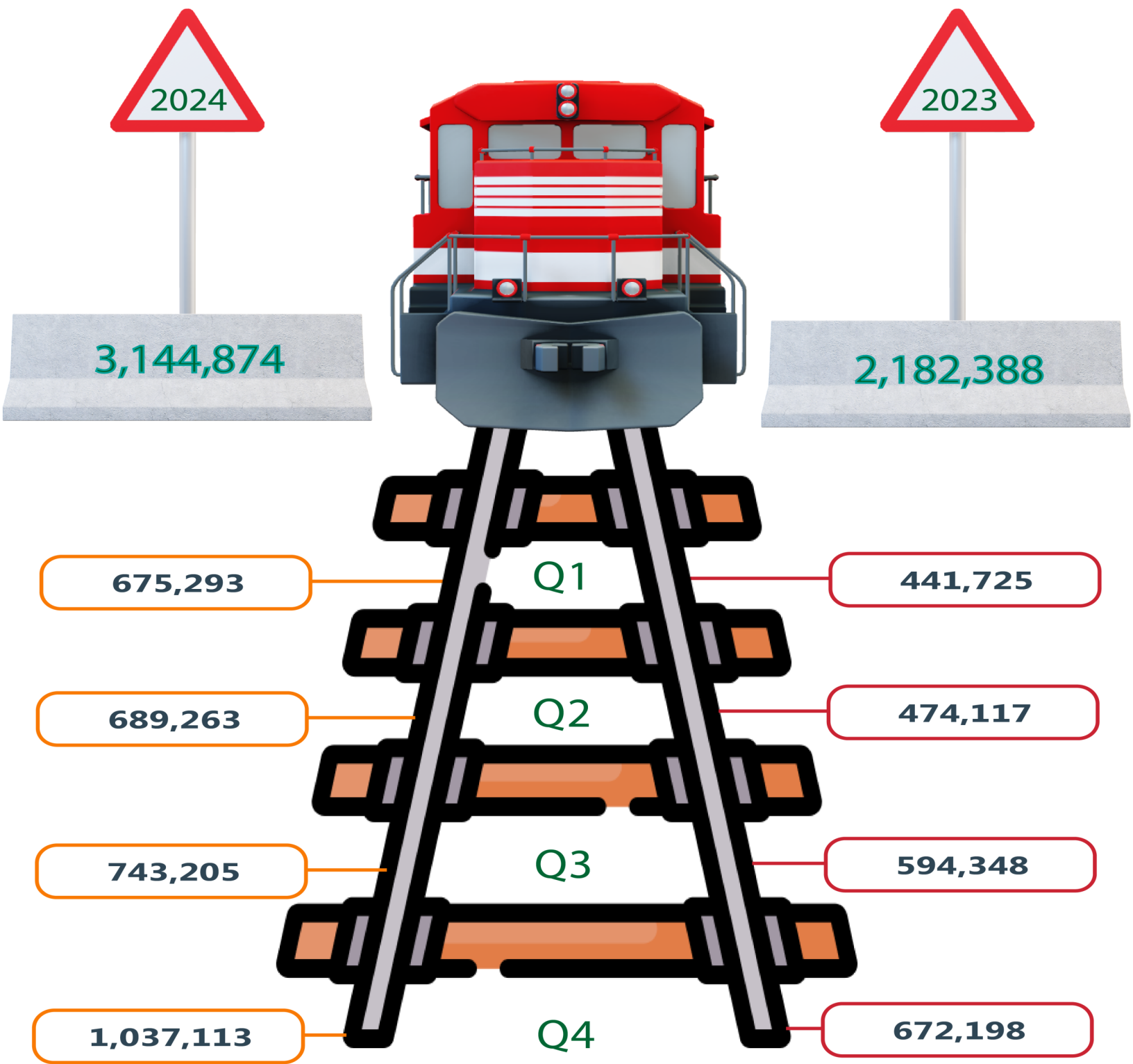
A total of N8.93 million was collected for transporting 1,260 tons of goods through pipeline during the quarter, while Other receipts amounted to N434.44 million, indicating an increase of 10.34% in Q4 2024 from the N393.72 million received in Q4 2023.

*NB: See attached Excel File for details*



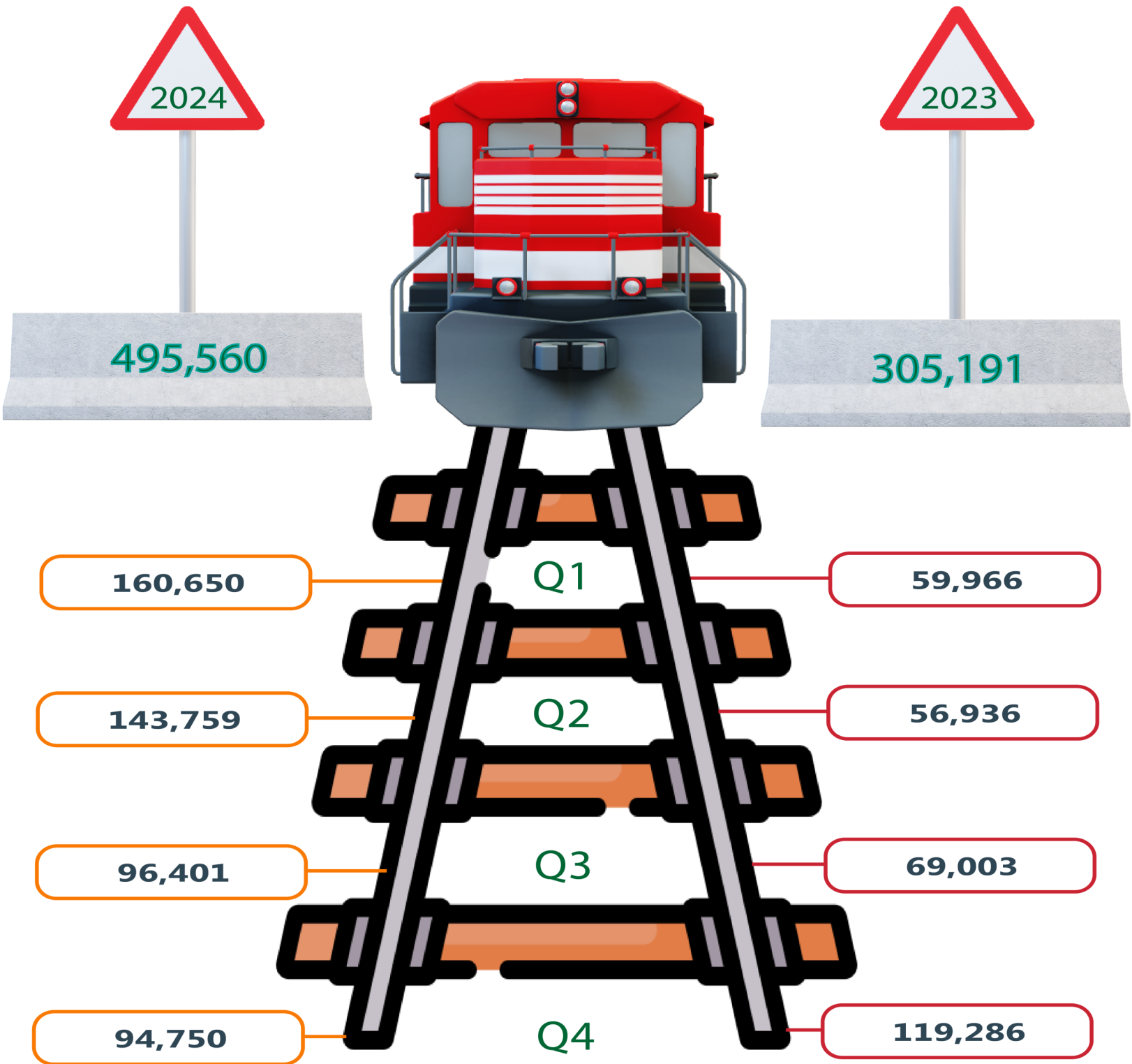
# RAIL TRANSPORTATION DATA Q4 2024

Quantity of Passengers (Number)



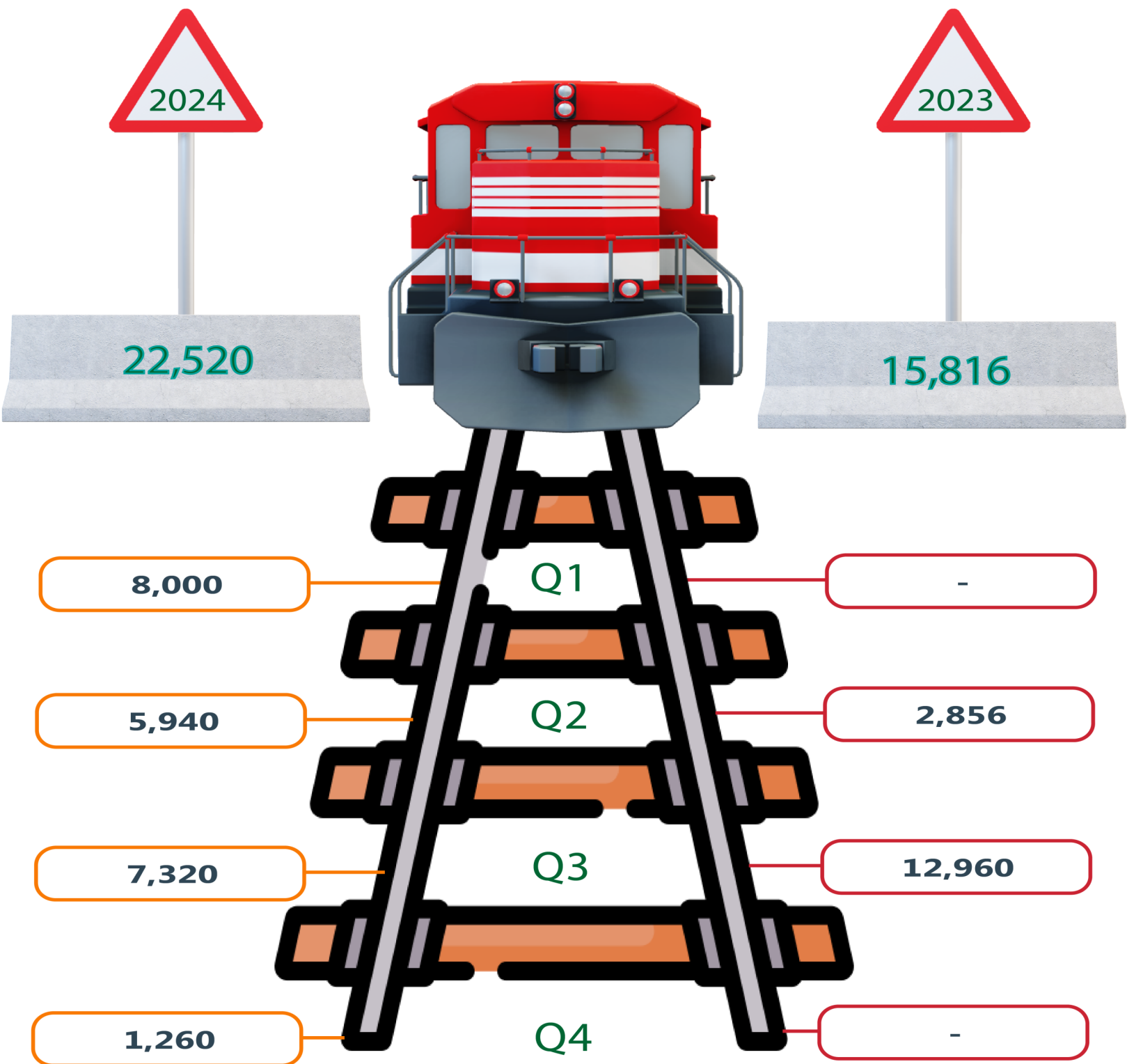
# RAIL TRANSPORTATION DATA Q4 2024

Volume of Goods/Cargos (Tons)




# RAIL TRANSPORTATION DATA Q4 2024

Volume of Goods/Cargos via Pipeline (Tons)




# RAIL TRANSPORTATION DATA Q4 2024

Revenue Generated from Passengers (=N=)



# RAIL TRANSPORTATION DATA Q4 2024


Revenue Generated from Goods/Cargos (=N=)





# RAIL TRANSPORTATION DATA Q4 2024

Revenue Generated from Pipeline (=N=)



# RAIL TRANSPORTATION DATA Q4 2024

Other Income Receipts (=N=)



1,489,291,522

565,843,550

25,402,777

Q1

34,165,347

994,681,305

Q2

18,743,939

34,769,156

Q3

119,216,014

434,438,284

Q4

393,718,250



NATIONAL BUREAU OF STATISTICS

## CONTACT



### National Bureau of Statistics

Head Office

No 1, Wole Olanipekun Street,  
Formerly, Plot 762 Independence Avenue  
Off Constitution Avenue,  
CBD, Abuja, F. C. T.

### Alesanmi Folorunsho

Information Desk

Head, Communications & Public Relations  
Department (C&PRD)  
Phone: +2347064643933  
falesanmi@nigerianstat.gov.ng

### Moses Mathew

Statistical Information Officer

Phone: +2347069071157  
matmoses@nigerianstat.gov.ng



@nbs\_nigeria



NBSNigeria



nbs\_nigeria

