



NATIONAL BUREAU OF STATISTICS

Federation Account Allocation Committee (FAAC)

(August 2024 Disbursement)

Report Date: December 2024

CONTENT

Methodology	3
Key Highlights	4
Summary of Gross Revenue Allocation by FAAC	6
Distribution of Revenue Allocation to FGN by FAAC	7
Distribution of Revenue Allocation to State by FAAC	8
Appendix	17
Contact	20



METHODOLOGY

The Federation Account Allocation Committee (FAAC) data is provided statutorily by the Office of the Accountant General of the Federation (OAGF), and reported by the National Bureau of Statistics

KEY HIGHLIGHTS

1. The Federation Account Allocation Committee (FAAC) disbursed the sum of ₦2.61 trillion to the three tiers of government in August 2024 from the total revenue generated in July 2024.
2. The amount disbursed comprised:
 - ₦1.37 trillion recorded from the Statutory Account,
 - ₦581.71 billion from Exchange Gain,
 - ₦13.65 billion from Solid Minerals
 - ₦19.60 billion from Electronic Money Transfer Levy (EMTL), and
 - ₦625.33 billion from Value Added Tax.
3. The allocations to the three tiers of government for August 2024 were:
 - Federal Government with a total of ₦431.08 billion
 - States with a total of ₦473.48 billion, and
 - Local Governments with a total of ₦343.70 billion.
4. The sum of ₦109.82 billion was shared among the oil-producing states from the 13% derivation fund.
5. The revenue generating agencies comprising Nigeria Customs Service (NCS), Federal Inland Revenue Service (FIRS), and Nigerian Upstream Petroleum Regulatory Commission (NUPRC) received ₦25.03 billion, ₦53.15 billion, and ₦21.58 billion respectively, as cost of revenue collections.




6. Further breakdown of revenue allocation distribution to the Federal Government of Nigeria (FGN) revealed that:

- ₦293.15 billion was disbursed to the FGN consolidated revenue account,
- ₦6.47 billion was received as a share of derivation and ecology,
- ₦3.24 billion as stabilization fund,
- ₦10.87 billion for the development of natural resources, and
- ₦11.97 billion to the Federal Capital Territory (FCT)- Abuja.

FEDERATION ACCOUNT ALLOCATION COMMITTEE (FAAC) AUGUST 2024 DISBURSEMENT

Summary of Gross Revenue Allocation by
Federation Account Allocation Committee for the Month
of July, 2024 Shared in August, 2024



 FGN N431.08 bn	Statutory Allocation N58.55 bn	Others* N285.19 bn	VAT N87.35 bn
 STATE N473.48 bn	Statutory Allocation N29.70 bn	Others* N152.63 bn	VAT N291.15 bn
 LGCs N343.70 bn	Statutory Allocation N22.89 bn	Others* N117.00 bn	VAT N203.81 bn
13% Derivation Fund N109.82 bn Cost of Collection - NCS N25.03 bn Cost of Collection - FIRS N53.15 bn 4% Cost of Collection- NUPRC N21.58 bn Allocation of North East Development Commission N18.01 bn	13% Derivation Refund on withdrawals from ECA/Signature bonus N100.00 bn 13% Refunds on Subsidy, Priority Projects N18.16 bn Transfer to Non-Oil Excess Account N800.00 bn Refund of 13% Derivation in respect to NNPC MGT fee and frontier Exploration fund for March, 2024 N1.51 bn	Fourth Tranche of Funding for the Presidential Metering Initiative N100.00 bn Transfer to NMDPRA N28.27 bn Oil Theft Prevention N40.00 bn 2024 FIRS Tax Refund -Supplementary N50.00 bn	

 **N2,613.79 bn**
TOTAL






NB:- Others* for this month is the Distribution from Exchange Gain, Solid Minerals and Electronic Money Transfer Levy (EMTL). See tables in appendix for details

FEDERATION ACCOUNT ALLOCATION COMMITTEE (FAAC)

AUGUST 2024 DISBURSEMENT

Distribution of Revenue Allocation to FGN by Federation Account Allocation Committee for the Month of July, 2024 Shared in August, 2024



BENEFICIARIES	NET STATUTORY ALLOCATION	OTHERS*	VAT	TOTAL
 FGN (CRF Account)	N 50,969,825,949.31	N262,594,697,155.83	N 81,522,911,217.30	N 293,147,782,423.82
 Share of Derivation & Ecology	N 1,111,340,686.02	N 5,360,003,673.50	-	N 6,471,344,359.52
 Stabilization	N 555,670,343.01	N 2,680,001,836.75	-	N 3,235,672,179.76
 Development of Natural Resources	N 1,867,052,352.51	N 9,004,806,171.48	-	N 10,871,858,523.99
 FCT-Abuja	N 601,312,817.02	N 5,548,183,601.43	N 5,823,065,086.95	N 11,972,561,505.40
TOTAL		N 325,699,218,992.49		

FEDERATION ACCOUNT ALLOCATION COMMITTEE (FAAC)

AUGUST 2024 DISBURSEMENT

Distribution of Revenue Allocation to State Governments by Federation Account Allocation Committee for the Month of July, 2024 Shared in August, 2024



ABIA

Net Statutory Allocation

219,775,532.88

Others*

4,288,615,206.22

VAT Allocation

6,006,527,228.82

Share of Ecology

57,527,667.30

TOTAL

10,572,445,635.21



ADAMAWA

Net Statutory Allocation

(580,902,499.08)

Others*

3,887,220,505.13

VAT Allocation

6,348,350,079.34

Share of Ecology

122,399,090.36

TOTAL

9,777,067,175.76



AKWA IBOM

Net Statutory Allocation

9,195,345,897.39

Others*

16,285,311,842.81

VAT Allocation

7,096,942,774.34

Share of Ecology

61,768,267.74

TOTAL

32,639,368,782.29



ANAMBRA

Net Statutory Allocation

814,349,884.33

Others*

5,015,930,007.52

VAT Allocation

7,043,826,755.22

Share of Ecology

122,169,790.08

TOTAL

12,996,276,437.15

FEDERATION ACCOUNT ALLOCATION COMMITTEE (FAAC) AUGUST 2024 DISBURSEMENT

Distribution of Revenue Allocation to State Governments by Federation Account Allocation Committee for the Month of July, 2024 Shared in August, 2024



BAUCHI

Net Statutory Allocation

(2,567,839,199.25)

Share of Ecology

146,974,350.63

Others*

4,659,877,392.47

VAT Allocation

7,039,878,202.75

TOTAL

9,278,890,746.61



BAYELSA

Net Statutory Allocation

7,739,328,339.43

Share of Ecology

54,359,622.31

Others*

13,163,679,368.34

VAT Allocation

5,728,277,565.80

TOTAL

26,685,644,895.88



BENUÉ

Net Statutory Allocation

361,916,818.24

Share of Ecology

68,898,977.37

Others*

4,372,760,986.67

VAT Allocation

6,795,396,240.52

TOTAL

11,598,973,022.80



BORNO

Net Statutory Allocation

569,869,543.29

Share of Ecology

152,660,385.46

Others*

4,805,202,331.98

VAT Allocation

6,975,480,127.83





TOTAL

12,503,212,388.58

FEDERATION ACCOUNT ALLOCATION COMMITTEE (FAAC) AUGUST 2024 DISBURSEMENT

Distribution of Revenue Allocation to State Governments by
Federation Account Allocation Committee for the Month
of July, 2024 Shared in August, 2024



 CROSS RIVER	Net Statutory Allocation (1,811,755,350.30)	Others* 3,929,275,351.64	VAT Allocation 5,957,077,321.50
	Share of Ecology 61,778,801.79	TOTAL 8,136,376,124.63	
 DELTA	Net Statutory Allocation 14,297,697,723.77	Others* 23,273,180,260.49	VAT Allocation 7,215,069,988.58
	Share of Ecology 62,379,351.63	TOTAL 44,848,327,324.47	
 EBONYI	Net Statutory Allocation (565,053,296.96)	Others* 3,584,453,584.66	VAT Allocation 5,805,358,549.70
	Share of Ecology 109,926,363.08	TOTAL 8,934,685,200.49	
 EDO	Net Statutory Allocation (140,905,870.92)	Others* 5,299,054,813.70	VAT Allocation 6,524,381,479.94
	Share of Ecology 57,445,333.63	TOTAL 11,739,975,756.33	

FEDERATION ACCOUNT ALLOCATION COMMITTEE (FAAC)

AUGUST 2024 DISBURSEMENT

Distribution of Revenue Allocation to State Governments by Federation Account Allocation Committee for the Month of July, 2024 Shared in August, 2024



EKITI

Net Statutory Allocation

(1,224,145,530.99)

Others*

3,490,137,793.53

VAT Allocation

5,829,338,022.84

Share of Ecology

109,864,332.27

TOTAL

8,205,194,617.66



ENUGU

Net Statutory Allocation

(358,204,511.57)

Others*

3,971,816,857.97

VAT Allocation

6,265,247,480.25

Share of Ecology

123,568,267.43

TOTAL

10,002,428,094.09



GOMBE

Net Statutory Allocation

(894,929,497.62)

Others*

3,689,115,875.39

VAT Allocation

5,835,232,836.50

Share of Ecology

-

TOTAL

8,629,419,214.28



IMO

Net Statutory Allocation

(899,479,202.79)

Others*

5,268,534,905.50

VAT Allocation

6,562,016,370.50

Share of Ecology

63,875,697.85

TOTAL

10,994,947,771.06

FEDERATION ACCOUNT ALLOCATION COMMITTEE (FAAC)

AUGUST 2024 DISBURSEMENT

Distribution of Revenue Allocation to State Governments by Federation Account Allocation Committee for the Month of July, 2024 Shared in August, 2024



JIGAWA

Net Statutory Allocation

473,232,964.75

Share of Ecology

137,408,476.83

Others*

4,344,832,640.06

VAT Allocation

7,105,770,858.46

TOTAL

12,061,244,940.10



KADUNA

Net Statutory Allocation

(3,234,373,757.45)

Share of Ecology

-

Others*

5,189,466,341.32

VAT Allocation

8,263,227,942.99

TOTAL

10,218,320,526.86



KANO

Net Statutory Allocation

(549,925,079.30)

Share of Ecology

194,896,333.30

Others*

6,250,522,993.44

VAT Allocation

10,655,506,713.31

TOTAL

16,551,000,960.75



KATSINA

Net Statutory Allocation

(765,561,092.97)

Share of Ecology

151,039,111.57

Others*

4,799,250,630.96

VAT Allocation

7,891,668,009.90

TOTAL

12,076,396,659.47

FEDERATION ACCOUNT ALLOCATION COMMITTEE (FAAC)

AUGUST 2024 DISBURSEMENT

Distribution of Revenue Allocation to State Governments by Federation Account Allocation Committee for the Month of July, 2024 Shared in August, 2024



KEBBI

Net Statutory Allocation

254,911,922.63

Share of Ecology

64,871,675.19

Others*

4,103,777,180.10

VAT Allocation

6,300,970,022.11

TOTAL

10,724,530,800.03



KOGI

Net Statutory Allocation

(1,516,452,787.79)

Share of Ecology

67,901,059.79

Others*

4,470,320,143.94

VAT Allocation

6,452,107,454.00

TOTAL

9,473,875,869.93



KWARA

Net Statutory Allocation

(546,172,081.12)

Share of Ecology

54,687,257.31

Others*

3,578,674,184.57

VAT Allocation

5,831,206,471.82

TOTAL

8,918,395,832.58



LAGOS

Net Statutory Allocation

(5,910,991,465.32)

Share of Ecology

164,602,596.97

Others*

5,850,838,914.13

VAT Allocation

38,179,718,751.23

TOTAL





38,284,168,797.01

FEDERATION ACCOUNT ALLOCATION COMMITTEE (FAAC)

AUGUST 2024 DISBURSEMENT

Distribution of Revenue Allocation to State Governments by Federation Account Allocation Committee for the Month of July, 2024 Shared in August, 2024



	Net Statutory Allocation	Others*	VAT Allocation
 NASSARAWA	202,405,534.89	3,713,510,635.72	5,457,797,928.79
	Share of Ecology	TOTAL	
	-	9,373,714,099.40	
 NIGER	(905,731,621.85)	4,644,726,939.41	6,916,902,432.45
	Share of Ecology	TOTAL	
	72,772,258.55	10,728,670,008.56	
 OGUN	356,325,224.48	3,930,596,606.87	6,671,485,631.14
	Share of Ecology	TOTAL	
	114,153,802.31	11,072,561,264.80	
 ONDO	847,304,487.56	5,506,105,606.41	6,390,414,524.47
	Share of Ecology	TOTAL	
	57,189,976.89	12,801,014,595.34	

FEDERATION ACCOUNT ALLOCATION COMMITTEE (FAAC)

AUGUST 2024 DISBURSEMENT

Distribution of Revenue Allocation to State Governments by Federation Account Allocation Committee for the Month of July, 2024 Shared in August, 2024



OSUN

Net Statutory Allocation

(1,538,884,736.01)

Share of Ecology

112,061,136.22

Others*

3,797,398,701.48

VAT Allocation

6,293,530,052.10

TOTAL

8,664,105,153.79



OYO

Net Statutory Allocation

(2,628,144,840.68)

Share of Ecology

137,813,179.76

Others*

4,567,161,777.34

VAT Allocation

10,378,510,679.73

TOTAL

12,455,340,796.16



PLATEAU

Net Statutory Allocation

(1,225,597,958.32)

Share of Ecology

64,154,305.92

Others*

4,131,744,988.99

VAT Allocation

6,401,750,773.33

TOTAL

9,372,052,109.92



RIVERS

Net Statutory Allocation

5,439,201,417.52

Share of Ecology

66,256,217.61

Others*

14,314,146,808.25

VAT Allocation

16,428,473,831.30

TOTAL

36,248,078,274.68

FEDERATION ACCOUNT ALLOCATION COMMITTEE (FAAC)

AUGUST 2024 DISBURSEMENT

Distribution of Revenue Allocation to State Governments by Federation Account Allocation Committee for the Month of July, 2024 Shared in August, 2024



SOKOTO

Net Statutory Allocation

(447,476,515.54)

Share of Ecology

135,415,678.95

Others*

4,279,090,355.22

VAT Allocation

6,747,235,148.10

TOTAL

10,714,264,666.73



TARABA

Net Statutory Allocation

207,805,273.33

Share of Ecology

-

Others*

3,754,632,341.99

VAT Allocation

5,625,111,673.31

TOTAL

9,587,549,288.63



YOBE

Net Statutory Allocation

(177,541,437.65)

Share of Ecology

122,012,895.31

Others*

3,843,078,263.78

VAT Allocation

5,746,404,322.27

TOTAL

9,533,954,043.71



ZAMFARA

Net Statutory Allocation

(325,020,378.64)

Share of Ecology

122,272,747.15

Others*

3,875,956,173.14

VAT Allocation

6,719,206,655.73

TOTAL

10,392,415,197.38

APPENDIX

Summary of Gross Revenue Allocation by Federation Account Allocation Committee for the Month of July, 2024 Shared in August, 2024							
S/n	Beneficiaries	Statutory	Exchange Gain	Solid Mineral	Electronic Money Transfer Levy (EMTL)	Value Added Tax	Total
		₦	₦	₦	₦	₦	₦
1	FGN (see Table II)	58,545,427,339.37	276,110,319,718.67	6,254,673,801.38	2,822,698,918.94	87,345,976,304.25	431,079,096,082.61
2	State (see Table III)	29,695,023,130.37	140,046,844,018.28	3,172,454,137.68	9,408,996,396.48	291,153,254,347.51	473,476,572,030.31
3	LGCs (see Table IV)	22,893,618,131.95	107,970,246,511.10	2,445,829,163.03	6,586,297,477.54	203,807,278,043.25	343,703,269,326.87
4	13% Derivation Fund	50,459,504,266.83	57,582,744,408.04	1,774,120,026.75	-	-	109,816,368,701.62
5	Cost of Collection - NCS	22,104,402,717.81	-	-	-	2,926,241,316.44	25,030,644,034.25
6	Cost of Collections - FIRS	30,279,158,618.16	-	-	784,083,033.04	22,086,924,864.62	53,150,166,515.82
7	Cost of Collections - NUPRC	21,575,604,538.88	-	-	-	-	21,575,604,538.88
8	Transfer to NMDPRA	28,274,552,360.31	-	-	-	-	28,274,552,360.31
9	Oil Theft Prevention	40,000,000,000.00	-	-	-	-	40,000,000,000.00
10	13% Derivation Refund on withdrawals from ECA/Signature Bonus	100,000,000,000.00	-	-	-	-	100,000,000,000.00
11	13% Derivation Refunds on Subsidy, Priority Projects	18,163,078,852.38	-	-	-	-	18,163,078,852.38
12	North East Development Commission	-	-	-	-	18,009,479,650.36	18,009,479,650.36
13	13% Derivation in respect of NNPC Management Fee and Frontier Exploration Fund for the month of May, 2024	1,513,213,873.72	-	-	-	-	1,513,213,873.72
14	Transfer to non-oil Excess account	800,000,000,000.00	-	-	-	-	800,000,000,000.00
15	2024 FIRS Tax Refund - Supplementary	50,000,000,000.00	-	-	-	-	50,000,000,000.00
16	Fourth Tranche of Funding for the Presidential Metering Initiative	100,000,000,000.00	-	-	-	-	100,000,000,000.00
	TOTAL	1,373,503,583,829.78	581,710,154,656.08	13,647,077,128.84	19,602,075,826.00	625,329,154,526.43	2,613,792,045,967.13

Distribution of Revenue Allocation to FGN by Federation Account Allocation Committee for the Month of July, 2024 Shared in August, 2024

S/ n	Beneficiaries	2	3	4=2-3	5	6	7	8	9=5+6+7+8
		Gross Statutory Allocation	Total Deduction	Net Statutory Allocation	Exchange Gain	Solid Mineral	Electronic Money Transfer Levy (EMTL)	Value Added Tax	Total
		₦	₦		₦	₦	₦	₦	₦
1	FGN (CRF Account)	53,900,023,271.82	(104,869,849,221.13)	(50,969,825,949.31)	254,201,793,970.30	5,758,384,194.51	2,634,518,991.01	81,522,911,217.30	293,147,782,423.82
2	Share of Derivation & Ecology	1,111,340,686.02	-	1,111,340,686.02	5,241,274,102.48	118,729,571.02	-	-	6,471,344,359.52
3	Stabilization	555,670,343.01	-	555,670,343.01	2,620,637,051.24	59,364,785.51	-	-	3,235,672,179.76
4	Development of Natural Resources	1,867,052,352.51	-	1,867,052,352.51	8,805,340,492.17	199,465,679.32	-	-	10,871,858,523.99
5	FCT-Abuja	1,111,340,686.02	(510,027,869.00)	601,312,817.02	5,241,274,102.48	118,729,571.02	188,179,927.93	5,823,065,086.95	11,972,561,505.40
	Total	58,545,427,339.37	(105,379,877,090.13)	(46,834,449,750.76)	276,110,319,718.67	6,254,673,801.38	2,822,698,918.94	87,345,976,304.25	325,699,218,992.49

Distribution of Revenue Allocation to State Governments by Federation Account Allocation Committee for the month of July, 2024 shared in August, 2024

1	2	3	10=6-(7+8+9)	11	13	16	19	21=10+11+12+13+16+19
S/n	Beneficiaries	No. of LGCs	Net Statutory Allocation	Exchange Gain Allocation	Electronic Money Transfer Levy (EMTL)	Net Share of Ecology	Net VAT Allocation	Total Net Amount
1	ABIA	17	219,775,532.88	3,962,479,568.01	241,553,751.62	57,527,667.30	6,006,527,228.82	10,572,445,635.21
2	ADAMAWA	21	580,902,499.08	3,579,821,761.97	213,078,831.78	122,399,090.36	6,348,350,079.34	9,777,067,175.76
3	AKWA IBOM	31	9,195,345,897.39	15,959,375,798.35	234,853,384.01	61,768,267.74	7,096,942,774.34	32,639,368,782.29
4	ANAMBRA	21	814,349,884.33	4,624,423,533.22	307,231,499.86	122,169,790.08	7,043,826,755.22	12,996,276,437.15
5	BAUCHI	20	2,567,839,199.25	4,298,577,524.40	239,754,563.37	146,974,350.63	7,039,878,202.75	9,278,890,746.61
6	BAYELSA	8	7,739,328,339.43	12,909,848,128.35	178,509,496.68	54,359,622.31	5,728,277,565.80	26,685,644,895.88
7	BENUE	23	361,916,818.24	4,030,194,306.50	236,876,635.30	68,898,977.37	6,795,396,240.52	11,598,973,022.80
8	BORNO	27	569,869,543.29	4,464,877,708.27	237,611,261.42	152,660,385.46	6,975,480,127.83	12,503,212,388.58
9	CROSS RIVER	18	1,811,755,350.30	3,613,704,945.37	211,245,670.63	61,778,801.79	5,957,077,321.50	8,136,376,124.63
10	DELTA	25	14,297,697,723.77	22,877,788,216.18	309,233,023.67	62,379,351.63	7,215,069,988.58	44,848,327,324.47
11	EBONYI	13	565,053,296.96	3,215,030,320.87	188,480,811.55	109,926,363.08	5,805,358,549.70	8,934,685,200.49
12	EDO	18	140,905,870.92	4,922,515,805.95	277,985,948.94	57,445,333.63	6,524,381,479.94	11,739,975,756.33
13	EKITI	16	1,224,145,530.99	3,213,216,098.00	198,082,911.11	109,864,332.27	5,829,338,022.84	8,205,194,617.66
14	ENUGU	17	358,204,511.57	3,614,016,832.51	246,707,266.06	123,568,267.43	6,265,247,480.25	10,002,428,094.09
15	GOMBE	11	894,929,497.62	3,384,923,676.21	188,968,901.00	-	5,835,232,836.50	8,629,419,214.28
16	IMO	27	899,479,202.79	4,926,753,637.18	256,141,072.26	63,875,697.85	6,562,016,370.50	10,994,947,771.06
17	JIGAWA	27	473,232,964.75	4,018,803,196.68	228,943,577.79	137,408,476.83	7,105,770,858.46	12,061,244,940.10
18	KADUNA	23	3,234,373,757.45	4,708,495,373.69	305,764,762.27	-	8,263,227,942.99	10,218,320,526.86
19	KANO	44	549,925,079.30	5,700,157,846.06	393,082,931.78	194,896,333.30	10,655,506,713.31	16,551,000,960.75
20	KATSINA	34	765,561,092.97	4,417,460,104.48	272,764,592.55	151,039,111.57	7,891,668,009.90	12,076,396,659.47
21	KEBBI	21	254,911,922.63	3,794,620,268.67	208,968,811.48	64,871,675.19	6,300,970,022.11	10,724,530,800.03
22	KOGI	21	1,516,452,787.79	3,971,821,861.85	219,284,751.18	67,901,059.79	6,452,107,454.00	9,473,875,869.93
23	KWARA	16	546,172,081.12	3,198,890,338.82	208,516,384.22	54,687,257.31	5,831,206,471.82	8,918,395,832.58
24	LAGOS	20	5,910,991,465.32	4,814,153,086.89	894,673,727.97	164,602,596.97	38,179,718,751.23	38,284,168,797.01
25	NASSARAWA	13	202,405,534.89	3,314,057,264.66	190,681,944.34	-	5,457,797,928.79	9,373,714,099.40
26	NIGER	25	905,731,621.85	4,256,759,001.30	238,198,793.09	72,772,258.55	6,916,902,432.45	10,728,670,008.56
27	OGUN	20	356,325,224.48	3,338,670,773.81	284,385,837.07	114,153,802.31	6,671,485,631.14	11,072,561,264.80
28	ONDO	18	847,304,487.56	5,139,636,304.58	237,274,844.26	57,189,976.89	6,390,414,524.47	12,801,014,595.34
29	OSUN	30	1,538,884,736.01	3,277,466,302.31	236,348,040.24	112,061,136.22	6,293,530,052.10	8,664,105,153.79
30	OYO	33	2,628,144,840.68	4,030,639,594.98	359,671,618.01	137,813,179.76	10,378,510,679.73	12,455,340,796.16
31	PLATEAU	17	1,225,597,958.32	3,752,658,288.17	225,198,137.78	64,154,305.92	6,401,750,773.33	9,372,052,109.92
32	RIVERS	23	5,439,201,417.52	13,868,765,288.13	328,445,361.44	66,256,217.61	16,428,473,831.30	36,248,078,274.68
33	SOKOTO	23	447,476,515.54	3,960,519,583.77	224,661,026.68	135,415,678.95	6,747,235,148.10	10,714,264,666.73
34	TARABA	16	207,805,273.33	3,461,659,590.35	189,232,330.94	-	5,625,111,673.31	9,587,549,288.63
35	YOBE	17	177,541,437.65	3,568,526,666.18	189,449,269.95	122,012,895.31	5,746,404,322.27	9,533,954,043.71
36	ZAMFARA	14	325,020,378.64	3,576,126,585.98	207,134,624.18	122,272,747.15	6,719,206,655.73	10,392,415,197.38
37	SOKU		392,975,362.33	88,435,889.81	-	-	-	588,932,393.98
Total			12,557,357,214.73	193,855,871,072.55	9,408,996,396.48	3,215,105,008.54	283,485,400,901.01	507,383,819,467.08

CONTACT



National Bureau of Statistics

Head Office

No 1, Wole Olanipekun Street,
Formerly, Plot 762 Independence Avenue
Off Constitution Avenue,
CBD, Abuja, F. C. T.

Mr. Ichedi S.J

Information Desk

Director, Communication & Public Relations
Department (C&PRD)
Phone: +2348037051701
sjchedi@nigerianstat.gov.ng

Moses Mathew

Statistical Information Officer

Phone: +2347069071157
matmoses@nigerianstat.gov.ng



@nbs_nigeria



NBSNigeria



nbs_nigeria

