



NATIONAL BUREAU OF STATISTICS

# Federation Account Allocation Committee (FAAC)

(September 2024 Disbursement)

Report Date: January 2025

# CONTENT

Methodology	3
Key Highlights	4
Summary of Gross Revenue Allocation by FAAC	6
Distribution of Revenue Allocation to FGN by FAAC	7
Distribution of Revenue Allocation to State by FAAC	8
Appendix	17
Contact	20



## METHODOLOGY

The Federation Account Allocation Committee (FAAC) data is provided statutorily by the Office of the Accountant General of the Federation (OAGF), and reported by the National Bureau of Statistics

## KEY HIGHLIGHTS

1. The Federation Account Allocation Committee (FAAC) disbursed the sum of ₦2.27 trillion to the three tiers of government in September 2024 from the total revenue generated in August 2024.
2. The amount disbursed comprised:
  - ₦1.22 trillion recorded from the Statutory Account,
  - ₦468.24 billion from Exchange Gain,
  - ₦15.64 billion from Electronic Money Transfer Levy (EMTL), and
  - ₦573.34 billion from Value Added Tax.
3. The allocations to the three tiers of government for September 2024 were:
  - Federal Government with a total of ₦374.92 billion
  - States with a total of ₦422.86 billion, and
  - Local Governments with a total of ₦306.53 billion.
4. The sum of ₦99.47 billion was shared among the oil-producing states from the 13% derivation fund.
5. The revenue generating agencies comprising Nigeria Customs Service (NCS), Federal Inland Revenue Service (FIRS), and Nigerian Upstream Petroleum Regulatory Commission (NUPRC) received ₦21.73 billion, ₦45.07 billion and ₦15.16 billion respectively, as cost of revenue collections.

6. Further breakdown of revenue allocation distribution to the Federal Government of Nigeria (FGN) revealed that:

- ₦241.29 billion was disbursed to the FGN consolidated revenue account,
- ₦5.55 billion was received as a share of derivation and ecology,
- ₦2.77 billion as stabilization fund,
- ₦9.33 billion for the development of natural resources, and
- ₦10.53 billion to the Federal Capital Territory (FCT)- Abuja.

# FEDERATION ACCOUNT ALLOCATION COMMITTEE (FAAC) SEPTEMBER 2024 DISBURSEMENT

Summary of Gross Revenue Allocation by  
Federation Account Allocation Committee for the Month  
of August, 2024 Shared in September, 2024



**FGN**  
**N374.93 bn**

**Statutory  
Allocation**

N71.62 bn

**Others\***

N223.22 bn

**VAT**

N80.08 bn



**STATE**  
**N422.86 bn**

**Statutory  
Allocation**

N36.33 bn

**Others\***

N119.58 bn

**VAT**

N266.95 bn



**LGCs**  
**N306.53 bn**

**Statutory  
Allocation**

N28.01 bn

**Others\***

N91.66 bn

**VAT**

N186.86 bn

13% Derivation Fund

N99.47 bn

13% Derivation Refund on  
withdrawals from JVC/ECA

N100.00 bn

Fifth Tranche of Funding  
for the Presidential  
Metering Initiative

N100.00 bn

Cost of Collection - NCS

N21.73 bn

13% Refunds on Subsidy,  
Priority Projects

N18.16 bn

Transfer to NMDPRA

N25.67 bn

Cost of Collection - FIRS

N45.08 bn

Transfer to Non-Oil Excess Account

N725.00 bn

4% Cost of Collection- NUPRC

N15.16 bn

Refund of 13% Derivation in respect  
to NNPC MGT fee and frontier  
Exploration fund for May, 2024

N7.05 bn

Refund NCS

N0.22 bn

Allocation of North East  
Development Commission

N16.51 bn



**TOTAL**

**N2,278.39 bn**






**NB:-** Others\* for this month is the Distribution from Exchange Gain, and Electronic Money Transfer Levy (EMTL). See tables in appendix for details

# FEDERATION ACCOUNT ALLOCATION COMMITTEE (FAAC)

## SEPTEMBER 2024 DISBURSEMENT

Distribution of Revenue Allocation to FGN by Federation Account Allocation Committee for the Month of August, 2024 Shared in September, 2024



BENEFICIARIES	NET STATUTORY ALLOCATION	OTHERS*	VAT	TOTAL
 <b>FGN (CRF Account)</b>	N -38,988,843,629.98	N 205,533,690,146.53	N 74,745,310,809.52	N 241,290,157,326.07
 <b>Share of Derivation &amp; Ecology</b>	N 1,359,612,608.92	N 4,194,459,245.64	-	N 5,554,071,854.56
 <b>Stabilization</b>	N 679,806,304.46	N 2,097,229,622.82	-	N 2,777,035,927.28
 <b>Development of Natural Resources</b>	N 2,284,149,182.98	N 7,046,691,532.68	-	N 9,330,840,715.66
 <b>FCT-Abuja</b>	N 849,584,739.92	N 4,344,631,869.42	N 5,338,950,772.11	N 10,533,167,381.45
<b>TOTAL</b>		<b>N 269,485,273,205.01</b>		

# FEDERATION ACCOUNT ALLOCATION COMMITTEE (FAAC) SEPTEMBER 2024 DISBURSEMENT

Distribution of Revenue Allocation to State Governments by Federation Account Allocation Committee for the Month of August, 2024 Shared in September, 2024




**ABIA**

<b>Net Statutory Allocation</b>	<b>Others*</b>	<b>VAT Allocation</b>
N424,386,661.99	N3,434,284,111.71	N5,428,626,614.73
<b>Share of Ecology</b>	<b>TOTAL</b>	
N49,373,481.01	<b>N9,336,670,869.45</b>	



**ADAMAWA**

<b>Net Statutory Allocation</b>	<b>Others*</b>	<b>VAT Allocation</b>
N-411,311,903.46	N3,034,486,819.24	N5,864,056,822.55
<b>Share of Ecology</b>	<b>TOTAL</b>	
N105,049,786.41	<b>N8,592,281,524.74</b>	



**AKWA IBOM**

<b>Net Statutory Allocation</b>	<b>Others*</b>	<b>VAT Allocation</b>
N8,536,447,652.72	N12,606,271,851.24	N6,536,504,825.76
<b>Share of Ecology</b>	<b>TOTAL</b>	
N53,013,002.92	<b>N27,732,237,332.63</b>	



**ANAMBRA**

<b>Net Statutory Allocation</b>	<b>Others*</b>	<b>VAT Allocation</b>
N1,018,433,358.40	N4,042,262,855.83	N6,660,923,347.10
<b>Share of Ecology</b>	<b>TOTAL</b>	
N104,852,988.01	<b>N11,826,472,549.35</b>	



# FEDERATION ACCOUNT ALLOCATION COMMITTEE (FAAC) SEPTEMBER 2024 DISBURSEMENT

Distribution of Revenue Allocation to State Governments by Federation Account Allocation Committee for the Month of August, 2024 Shared in September, 2024



<b>Net Statutory Allocation</b>	<b>Others*</b>	<b>VAT Allocation</b>
N-2,364,221,512.62	N3,631,454,047.15	N6,479,616,300.51
<b>Share of Ecology</b>	<b>TOTAL</b>	
N126,141,657.56	<b>N7,872,990,492.60</b>	



<b>Net Statutory Allocation</b>	<b>Others*</b>	<b>VAT Allocation</b>
N8,276,233,965.53	N10,828,005,192.44	N5,584,539,451.88
<b>Share of Ecology</b>	<b>TOTAL</b>	
N46,654,486.54	<b>N24,735,433,096.38</b>	



<b>Net Statutory Allocation</b>	<b>Others*</b>	<b>VAT Allocation</b>
N552,821,562.13	N3,414,007,971.06	N6,467,145,356.48
<b>Share of Ecology</b>	<b>TOTAL</b>	
N59,132,979.14	<b>N10,493,107,868.80</b>	



<b>Net Statutory Allocation</b>	<b>Others*</b>	<b>VAT Allocation</b>
N781,364,640.19	N3,761,660,221.76	N6,482,830,208.21
<b>Share of Ecology</b>	<b>TOTAL</b>	
N131,021,732.59	<b>N11,156,876,802.75</b>	

# FEDERATION ACCOUNT ALLOCATION COMMITTEE (FAAC) SEPTEMBER 2024 DISBURSEMENT

Distribution of Revenue Allocation to State Governments by Federation Account Allocation Committee for the Month of August, 2024 Shared in September, 2024



<b>Net Statutory Allocation</b>	<b>Others*</b>	<b>VAT Allocation</b>
N-1,640,579,132.84	N3,060,868,424.91	N5,512,585,362.51
<b>Share of Ecology</b>	<b>TOTAL</b>	
N53,022,043.83	<b>N6,985,896,698.41</b>	



<b>Net Statutory Allocation</b>	<b>Others*</b>	<b>VAT Allocation</b>
N15,422,485,865.72	N20,505,667,636.78	N7,716,787,274.87
<b>Share of Ecology</b>	<b>TOTAL</b>	
N53,537,469.49	<b>N43,698,478,246.86</b>	



<b>Net Statutory Allocation</b>	<b>Others*</b>	<b>VAT Allocation</b>
N-414,192,491.84	N2,723,559,404.29	N5,202,215,916.85
<b>Share of Ecology</b>	<b>TOTAL</b>	
N94,344,990.06	<b>N7,605,927,819.36</b>	







<b>Net Statutory Allocation</b>	<b>Others*</b>	<b>VAT Allocation</b>
N-134,850,726.57	N4,170,198,645.61	N6,075,001,169.89
<b>Share of Ecology</b>	<b>TOTAL</b>	
N49,302,817.62	<b>N10,159,651,906.55</b>	

# FEDERATION ACCOUNT ALLOCATION COMMITTEE (FAAC) SEPTEMBER 2024 DISBURSEMENT

Distribution of Revenue Allocation to State Governments by Federation Account Allocation Committee for the Month of August, 2024 Shared in September, 2024



 <b>EKITI</b>	<b>Net Statutory Allocation</b> <b>N-1,071,939,917.67</b>	<b>Others*</b> <b>N2,729,189,078.04</b>	<b>VAT Allocation</b> <b>N5,543,612,857.88</b>
	<b>Share of Ecology</b> <b>N94,291,751.73</b>	<b>TOTAL</b> <b>N7,295,153,769.99</b>	
 <b>ENUGU</b>	<b>Net Statutory Allocation</b> <b>N-187,013,520.43</b>	<b>Others*</b> <b>N3,088,365,870.47</b>	<b>VAT Allocation</b> <b>N5,725,577,431.78</b>
	<b>Share of Ecology</b> <b>N106,053,239.96</b>	<b>TOTAL</b> <b>N8,732,983,021.78</b>	
 <b>GOMBE</b>	<b>Net Statutory Allocation</b> <b>N-734,590,333.22</b>	<b>Others*</b> <b>N2,859,499,975.49</b>	<b>VAT Allocation</b> <b>N5,387,151,904.47</b>
	<b>Share of Ecology</b> <b>-</b>	<b>TOTAL</b> <b>N7,512,061,546.74</b>	
 <b>IMO</b>	<b>Net Statutory Allocation</b> <b>N-643,015,786.12</b>	<b>Others*</b> <b>N4,270,060,947.15</b>	<b>VAT Allocation</b> <b>N6,011,243,339.77</b>
	<b>Share of Ecology</b> <b>N54,821,718.01</b>	<b>TOTAL</b> <b>N9,693,110,218.80</b>	

# FEDERATION ACCOUNT ALLOCATION COMMITTEE (FAAC) SEPTEMBER 2024 DISBURSEMENT

Distribution of Revenue Allocation to State Governments by Federation Account Allocation Committee for the Month of August, 2024 Shared in September, 2024



**JIGAWA**

**Net Statutory Allocation**

**N663,598,127.48**

**Share of Ecology**

**N117,931,686.42**

**Others\***

**N3,398,636,008.20**

**VAT Allocation**

**N6,420,118,633.77**

**TOTAL**

**N10,600,284,455.87**



**KADUNA**

**Net Statutory Allocation**

**N-3,011,338,827.87**

**Share of Ecology**

**-**

**Others\***

**N4,011,381,254.94**

**VAT Allocation**

**N7,467,539,037.47**

**TOTAL**

**N8,467,581,464.54**



**KANO**

**Net Statutory Allocation**

**N-279,916,466.58**

**Share of Ecology**

**N167,270,999.54**

**Others\***

**N4,870,602,124.27**

**VAT Allocation**

**N9,713,343,400.35**

**TOTAL**

**N14,471,300,057.58**



**KATSINA**

**Net Statutory Allocation**

**N-556,312,102.55**

**Share of Ecology**

**N129,630,264.12**

**Others\***

**N3,751,856,912.91**

**VAT Allocation**

**N7,266,129,027.13**

**TOTAL**

**N10,591,304,101.61**

# FEDERATION ACCOUNT ALLOCATION COMMITTEE (FAAC) SEPTEMBER 2024 DISBURSEMENT

Distribution of Revenue Allocation to State Governments by  
Federation Account Allocation Committee for the Month  
of August, 2024 Shared in September, 2024



**KEBBI**

**Net Statutory  
Allocation**

**N434,690,522.86**

**Others\***

**N3,203,152,844.76**

**VAT  
Allocation**

**N5,662,698,251.35**

**Share of  
Ecology**

**N55,676,521.81**

**TOTAL**

**N9,356,218,140.78**



**KOGI**

**Net Statutory  
Allocation**

**N-1,328,313,066.08**

**Others\***

**N3,353,506,598.27**

**VAT  
Allocation**

**N5,907,282,373.36**

**Share of  
Ecology**

**N58,276,510.12**

**TOTAL**

**N7,990,752,415.67**



**KWARA**

**Net Statutory  
Allocation**

**N-394,645,059.25**

**Others\***

**N2,726,296,950.29**

**VAT  
Allocation**

**N5,440,834,681.48**

**Share of  
Ecology**

**N46,935,681.33**

**TOTAL**

**N7,819,422,253.85**



**LAGOS**

**Net Statutory  
Allocation**

**N-5,682,951,675.63**

**Others\***

**N4,564,717,622.90**

**VAT  
Allocation**

**N32,549,498,609.59**

**Share of  
Ecology**

**N141,271,210.46**

**TOTAL**

**N31,572,535,767.31**

# FEDERATION ACCOUNT ALLOCATION COMMITTEE (FAAC) SEPTEMBER 2024 DISBURSEMENT

Distribution of Revenue Allocation to State Governments by Federation Account Allocation Committee for the Month of August, 2024 Shared in September, 2024





**NASSARAWA**

Net Statutory Allocation	Others*	VAT Allocation	
N359,387,855.15	N2,804,791,778.17	N4,968,605,779.78	
Share of Ecology -	<b>TOTAL</b>		
	<b>N8,132,785,413.11</b>		



**NIGER**

Net Statutory Allocation	Others*	VAT Allocation	
N-704,082,546.64	N3,597,053,370.07	N6,207,242,103.08	
Share of Ecology N62,457,246.99	<b>TOTAL</b>		
	<b>N9,162,670,173.50</b>		



**OGUN**

Net Statutory Allocation	Others*	VAT Allocation	
N-2,652,526,547.30	N2,898,722,909.40	N6,079,691,168.40	
Share of Ecology N97,973,216.27	<b>TOTAL</b>		
	<b>N6,423,860,746.77</b>		







**ONDO**

Net Statutory Allocation	Others*	VAT Allocation	
N1,145,642,047.86	N4,511,060,599.33	N5,878,263,778.72	
Share of Ecology N49,083,656.10	<b>TOTAL</b>		
	<b>N11,584,050,082.00</b>		

# FEDERATION ACCOUNT ALLOCATION COMMITTEE (FAAC) SEPTEMBER 2024 DISBURSEMENT

Distribution of Revenue Allocation to State Governments by Federation Account Allocation Committee for the Month of August, 2024 Shared in September, 2024



 <b>OSUN</b>	<p><b>Net Statutory Allocation</b></p> <p>N-1,383,635,679.15</p> <p><b>Share of Ecology</b></p> <p>N96,177,172.48</p>	<p><b>Others*</b></p> <p>N2,811,425,521.72</p>	<p><b>VAT Allocation</b></p> <p>N5,913,079,850.51</p> <p><b>TOTAL</b></p> <p><b>N7,437,046,865.56</b></p>
 <b>OYO</b>	<p><b>Net Statutory Allocation</b></p> <p>N-2,437,219,004.09</p> <p><b>Share of Ecology</b></p> <p>N118,279,025.25</p>	<p><b>Others*</b></p> <p>N3,527,718,267.55</p>	<p><b>VAT Allocation</b></p> <p>N9,458,841,999.19</p> <p><b>TOTAL</b></p> <p><b>N10,667,620,287.89</b></p>
 <b>PLATEAU</b>	<p><b>Net Statutory Allocation</b></p> <p>N-1,047,839,712.72</p> <p><b>Share of Ecology</b></p> <p>N55,060,835.14</p>	<p><b>Others*</b></p> <p>N3,181,594,830.34</p>	<p><b>VAT Allocation</b></p> <p>N5,867,459,640.15</p> <p><b>TOTAL</b></p> <p><b>N8,056,275,592.91</b></p>
 <b>RIVERS</b>	<p><b>Net Statutory Allocation</b></p> <p>N5,576,379,949.96</p> <p><b>Share of Ecology</b></p> <p>N56,864,814.01</p>	<p><b>Others*</b></p> <p>N11,688,030,321.48</p>	<p><b>VAT Allocation</b></p> <p>N15,544,415,688.93</p> <p><b>TOTAL</b></p> <p><b>N32,865,690,774.38</b></p>

# FEDERATION ACCOUNT ALLOCATION COMMITTEE (FAAC) SEPTEMBER 2024 DISBURSEMENT

Distribution of Revenue Allocation to State Governments by Federation Account Allocation Committee for the Month of August, 2024 Shared in September, 2024



**SOKOTO**

**Net Statutory Allocation**

**N-259,872,167.15**

**Others\***

**N3,348,461,743.85**

**VAT Allocation**

**N6,074,374,730.97**

**Share of Ecology**

**N116,221,355.15**

**TOTAL**

**N9,279,185,662.82**



**TARABA**

**Net Statutory Allocation**

**N371,779,312.11**

**Others\***

**N2,921,319,340.75**

**VAT Allocation**

**N5,272,756,140.49**

**Share of Ecology**

**-**

**TOTAL**

**N8,565,854,793.34**



**YOBE**

**Net Statutory Allocation**

**N-8,405,252.94**

**Others\***

**N3,006,514,038.87**

**VAT Allocation**

**N5,263,251,840.11**

**Share of Ecology**

**N104,718,332.10**

**TOTAL**

**N8,366,078,958.14**



**ZAMFARA**

**Net Statutory Allocation**

**N-155,584,196.20**

**Others\***

**N3,027,113,743.49**

**VAT Allocation**

**N5,645,840,238.87**

**Share of Ecology**

**N104,941,351.56**

**TOTAL**

**N8,622,311,137.73**



# APPENDIX

Summary of Gross Revenue Allocation by Federation Account Allocation Committee for the Month of August, 2024 Shared in September, 2024						
S/n	Beneficiaries	Statutory	Exchange Gain	Electronic Money Transfer Levy (EMTL)	Value Added Tax	Total
		₦	₦	₦	₦	₦
1	FGN (see Table II)	71,624,392,237.72	220,964,113,060.42	2,252,589,356.67	80,084,261,581.63	374,925,356,236.44
2	State (see Table III)	36,328,848,910.25	112,075,951,043.56	7,508,631,188.89	266,947,538,605.45	422,860,969,748.14
3	LGCs (see Table IV)	28,008,019,743.68	86,405,860,460.23	5,256,041,832.22	186,863,277,023.81	306,533,199,059.94
4	13% Derivation Fund	50,674,557,037.10	48,799,228,303.03	-	-	99,473,785,340.13
5	Cost of Collection - NCS	19,150,241,204.57	-	-	2,582,956,873.91	21,733,198,078.48
6	Cost of Collections - FIRS	24,101,518,847.80	-	625,719,265.74	20,350,680,463.33	45,077,918,576.87
7	Cost of Collections - NUPRC	15,163,004,667.41	-	-	-	15,163,004,667.41
8	Transfer to NMDPRA	25,671,094,199.36	-	-	-	25,671,094,199.36
10	13% Derivation Refund on withdrawals from JVC/ECA	100,000,000,000.00	-	-	-	100,000,000,000.00
11	13% Refunds on Subsidy, Priority Projects	18,163,078,852.38	-	-	-	18,163,078,852.38
12	North East Development Commission	-	-	-	16,512,218,882.81	16,512,218,882.81
13	13% Derivation in respect of NNPC Management Fee and Frontier Exploration Fund for May, 2024	7,050,981,315.20	-	-	-	7,050,981,315.20
14	Transfer to Non-oil Excess Account	725,000,000,000.00	-	-	-	725,000,000,000.00
15	Refund NCS	220,343,241.20	-	-	-	220,343,241.20
16	Fifth Tranche of Funding for the Presidential Metering Initiative	100,000,000,000.00	-	-	-	100,000,000,000.00
	<b>TOTAL</b>	1,221,156,080,256.66	468,245,152,867.23	15,642,981,643.52	573,340,933,430.94	2,278,385,148,198.35

Distribution of Revenue Allocation to FGN by Federation Account Allocation Committee for the Month of August, 2024 Shared in September, 2024

0	1	2	3	4=2-3	5	6	8	9
S/n	Beneficiaries	Gross Statutory Allocation	Total Deduction	Net Statutory Allocation	Exchange Gain	Electronic Money Transfer Levy (EMTL)	Value Added Tax	Total
1	FGN (CRF Account)	65,941,211,532.45	(104,930,055,162.43)	(38,988,843,629.98)	203,431,273,413.64	2,102,416,732.89	74,745,310,809.52	241,290,157,326.07
2	Share of Derivation & Ecology	1,359,612,608.92	-	1,359,612,608.92	4,194,459,245.64	-	-	5,554,071,854.56
3	Stabilization	679,806,304.46	-	679,806,304.46	2,097,229,622.82	-	-	2,777,035,927.28
4	Development of Natural Resources	2,284,149,182.98	-	2,284,149,182.98	7,046,691,532.68	-	-	9,330,840,715.66
5	FCT-Abuja	1,359,612,608.92	(510,027,869.00)	849,584,739.92	4,194,459,245.64	150,172,623.78	5,338,950,772.11	10,533,167,381.45
	<b>Total</b>	<b>71,624,392,237.72</b>	<b>(105,440,083,031.43)</b>	<b>(33,815,690,793.71)</b>	<b>220,964,113,060.42</b>	<b>2,252,589,356.67</b>	<b>80,084,261,581.63</b>	<b>269,485,273,205.01</b>

S/n	Beneficiaries	No. of LGCs	Net Statutory Allocation	Exchange Gain Allocation	Electronic Money Transfer Levy (EMTL)	Net Share of Ecology	Net VAT Allocation	Total Net Amount
1	ABIA	17	424,386,661.99	3,240,753,210.52	193,530,901.19	49,373,481.01	5,428,626,614.73	9,336,670,869.45
2	ADAMAWA	21	(411,311,903.46)	2,864,840,912.27	169,645,906.97	105,049,786.41	5,864,056,822.55	8,592,281,524.74
3	AKWA IBOM	31	8,536,447,652.72	12,418,420,516.45	187,851,334.79	53,013,002.92	6,536,504,825.76	27,732,237,332.63
4	ANAMBRA	21	1,018,433,358.40	3,797,273,369.37	244,989,486.46	104,852,988.01	6,660,923,347.10	11,826,472,549.35
5	BAUCHI	20	(2,364,221,512.62)	3,440,042,989.64	191,411,057.51	126,141,657.56	6,479,616,300.51	7,872,990,492.60
6	BAYELSA	8	8,276,233,965.53	10,685,653,109.37	142,352,083.07	46,654,486.54	5,584,539,451.88	24,735,433,096.38
7	BENUE	23	552,821,562.13	3,225,262,681.05	188,745,290.01	59,132,979.14	6,467,145,356.48	10,493,107,868.80
8	BORNO	27	781,364,640.19	3,573,128,825.25	188,531,396.51	131,021,732.59	6,482,830,208.21	11,156,876,802.75
9	CROSS RIVER	18	(1,640,579,132.84)	2,891,956,767.89	168,911,657.02	53,022,043.83	5,512,585,362.51	6,985,896,698.41
10	DELTA	25	15,422,485,865.72	20,260,472,521.38	245,195,115.40	53,537,469.49	7,716,787,274.87	43,698,478,246.86
11	EBONYI	13	(414,192,491.84)	2,572,907,538.38	150,651,865.91	94,344,990.06	5,202,215,916.85	7,605,927,819.36
12	EDO	18	(134,850,726.57)	3,949,467,045.63	220,731,599.98	49,302,817.62	6,075,001,169.89	10,159,651,906.55
13	EKITI	16	(1,071,939,917.67)	2,571,455,661.65	157,733,416.39	94,291,751.73	5,543,612,857.88	7,295,153,769.99
14	ENUGU	17	(187,013,520.43)	2,892,206,363.28	196,159,507.19	106,053,239.96	5,725,577,431.78	8,732,983,021.78
15	GOMBE	11	(734,590,333.22)	2,708,868,898.32	150,631,077.17	-	5,387,151,904.47	7,512,061,546.74
16	IMO	27	(643,015,786.12)	4,065,372,867.61	204,688,079.54	54,821,718.01	6,011,243,339.77	9,693,110,218.80
17	JIGAWA	27	663,598,127.48	3,216,146,663.65	182,489,344.55	117,931,686.42	6,420,118,633.77	10,600,284,455.87
18	KADUNA	23	(3,011,338,827.87)	3,768,089,887.91	243,291,367.03	-	7,467,539,037.47	8,467,581,464.54
19	KANO	44	(279,916,466.58)	4,561,692,310.30	308,909,813.97	167,270,999.54	9,713,343,400.35	14,471,300,057.58
20	KATSINA	34	(556,312,102.55)	3,535,181,714.93	216,675,197.98	129,630,264.12	7,266,129,027.13	10,591,304,101.61
21	KEBBI	21	434,690,522.86	3,036,738,730.32	166,414,114.44	55,676,521.81	5,662,698,251.35	9,356,218,140.78
22	KOGI	21	(1,328,313,066.08)	3,178,548,688.36	174,957,909.91	58,276,510.12	5,907,282,373.36	7,990,752,415.67
23	KWARA	16	(394,645,059.25)	2,559,991,118.52	166,305,831.77	46,935,681.33	5,440,834,681.48	7,819,422,253.85
24	LAGOS	20	(5,682,951,675.63)	3,852,645,086.35	712,072,536.55	141,271,210.46	32,549,498,609.59	31,572,535,767.31
25	NASSARAWA	13	359,387,855.15	2,652,156,299.58	152,635,478.59	-	4,968,605,779.78	8,132,785,413.11
26	NIGER	25	(704,082,546.64)	3,406,576,682.16	190,476,687.91	62,457,246.99	6,207,242,103.08	9,162,670,173.50
27	OGUN	20	(2,652,526,547.30)	2,671,853,869.10	226,869,040.30	97,973,216.27	6,079,691,168.40	6,423,860,746.77
28	ONDO	18	1,145,642,047.86	4,321,554,812.25	189,505,787.08	49,083,656.10	5,878,263,778.72	11,584,050,082.00
29	OSUN	30	(1,383,635,679.15)	2,622,873,476.89	188,552,044.83	96,177,172.48	5,913,079,850.51	7,437,046,865.56
30	OYO	33	(2,437,219,004.09)	3,225,619,034.15	302,099,233.40	118,279,025.25	9,458,841,999.19	10,667,620,287.89
31	PLATEAU	17	(1,047,839,712.72)	3,003,157,617.49	178,437,212.85	55,060,835.14	5,867,459,640.15	8,056,275,592.91
32	RIVERS	23	5,576,379,949.96	11,426,791,414.62	261,238,906.86	56,864,814.01	15,544,415,688.93	32,865,690,774.38
33	SOKOTO	23	(259,872,167.15)	3,169,503,760.77	178,957,983.08	116,221,355.15	6,074,374,730.97	9,279,185,662.82
34	TARABA	16	371,779,312.11	2,770,278,711.68	151,040,629.07	-	5,272,756,140.49	8,565,854,793.34
35	YOBE	17	(8,405,252.94)	2,855,801,732.48	150,712,306.39	104,718,332.10	5,263,251,840.11	8,366,078,958.14
36	ZAMFARA	14	(155,584,196.20)	2,861,883,756.29	165,229,987.20	104,941,351.56	5,645,840,238.87	8,622,311,137.73
37	SOKU		-	-	-	-	-	-
	<b>Total</b>		<b>16,059,293,893.16</b>	<b>157,855,168,645.86</b>	<b>7,508,631,188.89</b>	<b>2,759,384,023.69</b>	<b>259,279,685,158.95</b>	<b>443,462,162,910.54</b>

# CONTACT



## National Bureau of Statistics

Head Office

No 1, Wole Olanipekun Street,  
Formerly, Plot 762 Independence Avenue  
Off Constitution Avenue,  
CBD, Abuja, F. C. T.

## Mr. Ichedi S.J

Information Desk

Director, Communication & Public Relations  
Department (C&PRD)  
Phone: +2348037051701  
sjchedi@nigerianstat.gov.ng

## Moses Mathew

Statistical Information Officer

Phone: +2347069071157  
matmoses@nigerianstat.gov.ng



@nbs\_nigeria



NBSNigeria



nbs\_nigeria

