



NATIONAL BUREAU OF STATISTICS

Federation Account Allocation Committee (FAAC)

(December 2024 Disbursement)

Report Date: February 2025



CONTENT

Methodology	3
Key Highlights	4
Summary of Gross Revenue Allocation by FAAC	6
Distribution of Revenue Allocation to FGN by FAAC	7
Distribution of Revenue Allocation to State by FAAC	8
Appendix	17
Contact	20



METHODOLOGY

The Federation Account Allocation Committee (FAAC) data is provided statutorily by the Office of the Accountant General of the Federation (OAGF), and reported by the National Bureau of Statistics



KEY HIGHLIGHTS

1. The Federation Account Allocation Committee (FAAC) disbursed the sum of ₦3.14 trillion to the three tiers of government in December 2024 from the total revenue generated in November 2024.
2. The amount disbursed comprised:
 - ₦1.82 trillion recorded from the Statutory Account,
 - ₦671.39 billion from Exchange Gain,
 - ₦15.67 billion from Electronic Money Transfer Levy (EMTL), and
 - ₦628.97 billion from Value Added Tax.
3. The allocations to the three tiers of government for December 2024 were:
 - Federal Government with a total of ₦581.85 billion
 - States with a total of ₦549.79 billion, and
 - Local Governments with a total of ₦402.55 billion.
4. The sum of ₦193.29 billion was shared among the oil-producing states from the 13% derivation fund.
5. The revenue generating agencies comprising Nigeria Customs Service (NCS), Federal Inland Revenue Service (FIRS), and Nigerian Upstream Petroleum Regulatory Commission (NUPRC) received ₦25.47 billion, ₦43.13 billion, and ₦34.68 billion respectively, as cost of revenue collections.

6. Further breakdown of revenue allocation distribution to the Federal Government of Nigeria (FGN) revealed that:




- ₦431.42 billion was disbursed to the FGN consolidated revenue account,
- ₦9.33 billion was received as a share of derivation and ecology,
- ₦4.66 billion as stabilization fund,
- ₦15.68 billion for the development of natural resources, and
- ₦14.83 billion to the Federal Capital Territory (FCT)- Abuja.

FEDERATION ACCOUNT ALLOCATION COMMITTEE (FAAC)

DECEMBER 2024 DISBURSEMENT

Summary of Gross Revenue Allocation by
Federation Account Allocation Committee for the Month
of November, 2024 Shared in December, 2024



 FGN N581.86 bn	Statutory Allocation N175.69 bn	Others* N318.31 bn	VAT N87.85 bn
 STATE N549.79bn	Statutory Allocation N89.11 bn	Others* N167.83 bn	VAT N292.85 bn
 LGCs N402.55bn	Statutory Allocation N68.70 bn	Others* N128.86 bn	VAT N204.99 bn
13% Derivation Fund N193.29 bn Cost of Collection - NCS N25.48 bn Cost of Collection - FIRS N43.14 bn Cost of Collection- NUPRC N34.69 bn Allocation of North East Development Commission N18.11 bn	13% Derivation Refund on withdrawals from JVC/ECA N200.00 bn 13% Refunds on Subsidy, Priority Projects N18.16 bn Transfer to Non-Oil Excess Account N600.00 bn Refund of 13% Derivation in respect to NNPC MGT fee and frontier Exploration fund for March, 2024 N7.94 bn	13% Derivation Refund on Signature Bonus N100.00 bn Transfer to NMDPRA N18.10 bn Part of Refund due to States from Signature Bonus N450.00 bn	



TOTAL

N3,143.12 bn






NB:- Others* for this month is the Distribution from Exchange Gain, and Electronic Money Transfer Levy (EMTL). See tables in a ppendix for details

FEDERATION ACCOUNT ALLOCATION COMMITTEE (FAAC)

DECEMBER 2024 DISBURSEMENT

Distribution of Revenue Allocation to FGN by
Federation Account Allocation Committee for the Month
of November, 2024 Shared in December, 2024



BENEFICIARIES	NET STATUTORY ALLOCATION	OTHERS*	VAT	TOTAL
 FGN (CRF Account)	N 56,341,094,770.02	N 293,082,399,420.02	N 81,997,893,880.80	N 431,421,388,070.84
 Share of Derivation & Ecology	N 3,335,055,563.90	N 5,999,503,543.61	-	N 9,334,559,107.51
 Stabilization	N 1,667,527,781.95	N 2,999,751,771.81	-	N 4,667,279,553.76
 Development of Natural Resources	N 5,602,893,347.35	N 10,079,165,953.27	-	N 15,682,059,300.62
 FCT-Abuja	N 2,825,027,694.90	N 6,149,966,226.10	N 5,856,992,420.06	N 14,831,986,341.06
TOTAL	N 475,937,272,373.79			

FEDERATION ACCOUNT ALLOCATION COMMITTEE (FAAC)

DECEMBER 2024 DISBURSEMENT

Distribution of Revenue Allocation to State Governments by Federation Account Allocation Committee for the Month of November, 2024 Shared in December, 2024



ABIA

Net Statutory Allocation

N2,879,870,766.78

Others*

N5,046,765,658.21

VAT Allocation

N5,961,992,311.70

Share of Ecology

N82,980,503.11

TOTAL

N13,971,609,239.79



ADAMAWA

Net Statutory Allocation

N938,056,795.13

Others*

N4,268,775,588.71

VAT Allocation

N6,372,238,358.31

Share of Ecology

N176,553,970.89

TOTAL

N11,755,624,713.05



AKWA IBOM

Net Statutory Allocation

N25,199,869,763.23

Others*

N18,792,494,574.82

VAT Allocation

N6,918,510,442.64

Share of Ecology

N89,097,336.53

TOTAL

N50,999,972,117.23



ANAMBRA

Net Statutory Allocation

N3,749,519,281.54

Others*

N5,678,628,919.09

VAT Allocation

N7,498,597,694.97

Share of Ecology

N176,223,217.81

TOTAL

N17,102,969,113.41

FEDERATION ACCOUNT ALLOCATION COMMITTEE (FAAC)

DECEMBER 2024 DISBURSEMENT

Distribution of Revenue Allocation to State Governments by Federation Account Allocation Committee for the Month of November, 2024 Shared in December, 2024



BAUCHI

Net Statutory Allocation

N-744,082,111.22

Others*

N5,114,024,576.63

VAT Allocation

N7,148,658,404.15

Share of Ecology

N212,002,435.20

TOTAL

N11,730,603,304.76



BAYELSA

Net Statutory Allocation

N26,230,901,806.92

Others*

N18,775,296,408.77

VAT Allocation

N5,479,739,240.72

Share of Ecology

N78,410,772.06

TOTAL

N50,564,348,228.47



BENUE

Net Statutory Allocation

N2,071,806,983.29

Others*

N4,801,631,928.45

VAT Allocation

N6,792,015,663.36

Share of Ecology

N99,382,993.85

TOTAL

N13,764,837,568.95



BORNO

Net Statutory Allocation

N2,464,182,794.93

Others*

N5,302,377,709.98

VAT Allocation

N7,205,856,971.89

Share of Ecology

N220,204,228.41

TOTAL

N15,192,621,705.21

FEDERATION ACCOUNT ALLOCATION COMMITTEE (FAAC)

DECEMBER 2024 DISBURSEMENT

Distribution of Revenue Allocation to State Governments by Federation Account Allocation Committee for the Month of November, 2024 Shared in December, 2024



CROSS RIVER

Net Statutory Allocation

N-278,569,087.92

Others*

N4,307,553,852.91

VAT Allocation

N6,028,504,751.92

Share of Ecology

N89,112,531.32

TOTAL

N10,146,602,048.22



DELTA

Net Statutory Allocation

N36,903,535,000.14

Others*

N26,288,936,351.74

VAT Allocation

N7,017,214,743.90

Share of Ecology

N89,978,791.51

TOTAL

N70,299,664,887.29



EBONYI

Net Statutory Allocation

N806,149,446.30

Others*

N3,831,276,972.38

VAT Allocation

N5,521,029,179.02

Share of Ecology

N158,562,746.26

TOTAL

N10,317,018,343.96



EDO

Net Statutory Allocation

N1,893,359,536.50

Others*

N5,378,634,247.15

VAT Allocation

N6,469,208,437.02

Share of Ecology

N82,861,741.30

TOTAL





N13,824,063,961.97

FEDERATION ACCOUNT ALLOCATION COMMITTEE (FAAC)

DECEMBER 2024 DISBURSEMENT

Distribution of Revenue Allocation to State Governments by Federation Account Allocation Committee for the Month of November, 2024 Shared in December, 2024




 EKITI	Net Statutory Allocation	Others*	VAT Allocation
	N139,125,365.22	N3,836,026,962.82	N5,834,798,061.95
	Share of Ecology	TOTAL	
	N158,473,270.22	N9,968,423,660.22	
 ENUGU	Net Statutory Allocation	Others*	VAT Allocation
	N1,175,114,075.14	N4,338,482,520.79	N6,300,462,905.73
	Share of Ecology	TOTAL	
	N178,240,444.66	N11,992,299,946.32	
 GOMBE	Net Statutory Allocation	Others*	VAT Allocation
	N-12,240,892.57	N4,027,927,034.95	N5,720,185,523.05
	Share of Ecology	TOTAL	
	-	N9,735,871,665.43	
 IMO	Net Statutory Allocation	Others*	VAT Allocation
	N2,803,177,436.42	N6,313,570,809.95	N6,645,407,831.56
	Share of Ecology	TOTAL	
	N92,137,188.81	N15,854,293,266.74	


FEDERATION ACCOUNT ALLOCATION COMMITTEE (FAAC)


DECEMBER 2024 DISBURSEMENT

Distribution of Revenue Allocation to State Governments by Federation Account Allocation Committee for the Month of November, 2024 Shared in December, 2024



	Net Statutory Allocation	Others*	VAT Allocation
	N2,178,290,224.69	N4,784,424,917.60	N7,355,687,659.66
JIGAWA	Share of Ecology N198,204,187.19	TOTAL N14,516,606,989.13	

	Net Statutory Allocation	Others*	VAT Allocation
	N-1,236,700,861.47	N5,637,397,490.80	N8,255,631,610.61
KADUNA	Share of Ecology -	TOTAL N12,656,328,239.94	

	Net Statutory Allocation	Others*	VAT Allocation
	N1,868,480,361.96	N6,841,318,979.72	N11,373,133,406.42
KANO	Share of Ecology N281,127,265.37	TOTAL N20,364,060,013.47	

	Net Statutory Allocation	Others*	VAT Allocation
	N1,108,634,296.30	N5,274,911,186.86	N8,169,712,370.27
KATSINA	Share of Ecology N217,865,629.79	TOTAL N14,771,123,483.22	

FEDERATION ACCOUNT ALLOCATION COMMITTEE (FAAC)

DECEMBER 2024 DISBURSEMENT

Distribution of Revenue Allocation to State Governments by Federation Account Allocation Committee for the Month of November, 2024 Shared in December, 2024



KEBBI

**Net Statutory
Allocation**

N1,864,987,284.14

Others*

N4,511,118,869.58

**VAT
Allocation**

N6,178,100,749.17

**Share of
Ecology**

N93,573,831.47

TOTAL

N12,647,780,734.36



KOGI

**Net Statutory
Allocation**

N1,518,799,623.04

Others*

N4,720,753,297.41

**VAT
Allocation**

N6,317,339,050.01

**Share of
Ecology**

N97,943,552.50

TOTAL

N12,654,835,522.97



KWARA

**Net Statutory
Allocation**

N811,020,826.57

Others*

N3,825,778,097.38

**VAT
Allocation**

N5,926,795,227.69

**Share of
Ecology**

N78,883,367.57

TOTAL

N10,642,477,519.21



LAGOS

**Net Statutory
Allocation**

N-3,868,491,181.15

Others*

N6,192,939,349.46

**VAT
Allocation**

N35,763,517,861.56

**Share of
Ecology**

N237,430,213.15

TOTAL


N38,325,396,243.02


FEDERATION ACCOUNT ALLOCATION COMMITTEE (FAAC)


DECEMBER 2024 DISBURSEMENT


Distribution of Revenue Allocation to State Governments by Federation Account Allocation Committee for the Month of November, 2024 Shared in December, 2024



	Net Statutory Allocation	Others*	VAT Allocation
	N1,648,020,705.04	N3,946,111,178.34	N5,454,970,092.96
NASSARAWA	Share of Ecology -	TOTAL N11,049,101,976.34	

	Net Statutory Allocation	Others*	VAT Allocation
	N900,332,777.70	N5,062,858,299.77	N6,717,099,839.18
NIGER	Share of Ecology N104,969,989.40	TOTAL N12,785,260,906.05	

	Net Statutory Allocation	Others*	VAT Allocation
	N-1,394,177,235.63	N4,043,612,691.34	N6,688,476,670.29
OGUN	Share of Ecology N164,660,595.36	TOTAL N9,502,572,721.37	

	Net Statutory Allocation	Others*	VAT Allocation
	N3,467,295,372.61	N5,606,123,717.81	N6,378,183,396.74
ONDO	Share of Ecology N82,493,403.22	TOTAL N15,534,095,890.38	

FEDERATION ACCOUNT ALLOCATION COMMITTEE (FAAC)

DECEMBER 2024 DISBURSEMENT

Distribution of Revenue Allocation to State Governments by Federation Account Allocation Committee for the Month of November, 2024 Shared in December, 2024



OSUN

**Net Statutory
Allocation**

N-148,354,411.57

Others*

N3,939,882,147.47

**VAT
Allocation**

N6,307,676,648.97

**Share of
Ecology**

N161,642,039.36

TOTAL

N10,260,846,424.23



OYO

**Net Statutory
Allocation**

N-918,065,753.14

Others*

N4,933,294,375.84

**VAT
Allocation**

N12,111,047,414.89

**Share of
Ecology**

N198,787,948.97

TOTAL

N16,325,063,986.56



PLATEAU

**Net Statutory
Allocation**

N366,542,025.94

Others*

N4,478,024,399.20

**VAT
Allocation**

N6,267,596,053.10

**Share of
Ecology**

N92,539,065.66

TOTAL

N11,204,701,543.91



RIVERS

**Net Statutory
Allocation**

N20,150,783,160.26

Others*

N17,726,698,020.60

**VAT
Allocation**

N18,258,168,952.95

**Share of
Ecology**

N95,570,957.92

TOTAL

N56,231,221,091.73

FEDERATION ACCOUNT ALLOCATION COMMITTEE (FAAC)

DECEMBER 2024 DISBURSEMENT

Distribution of Revenue Allocation to State Governments by
Federation Account Allocation Committee for the Month
of November, 2024 Shared in December, 2024



SOKOTO

**Net Statutory
Allocation**

N1,232,852,761.34

Others*

N4,713,079,384.92

**VAT
Allocation**

N6,950,217,616.22

**Share of
Ecology**

N195,329,685.61

TOTAL

N13,091,479,448.09



TARABA

**Net Statutory
Allocation**

N1,676,483,267.02

Others*

N4,114,235,492.21

**VAT
Allocation**

N5,694,298,246.29

**Share of
Ecology**

-

TOTAL

N11,485,017,005.52



YOBE

**Net Statutory
Allocation**

N1,336,767,040.40

Others*

N4,237,386,113.57

**VAT
Allocation**

N5,712,758,100.13

**Share of
Ecology**

N175,996,905.72

TOTAL

N11,462,908,159.83



ZAMFARA

**Net Statutory
Allocation**

N1,192,382,516.69

Others*

N4,259,551,828.99

**VAT
Allocation**

N6,386,936,067.37

**Share of
Ecology**

N176,371,727.74

TOTAL

N12,015,242,140.79

APPENDIX

Office of the Accountant General of the Federation						
Federation Account Department						
Table I						
Summary of Gross Revenue Allocation by Federation Account Allocation Committee for the Month of November, 2024 Shared in December, 2024						
S/n	Beneficiaries	Statutory	Exchange Gain	Electronic Money Transfer Levy (EMTL)	Value Added Tax	Total
		₦	₦	₦	₦	₦
1	FGN (see Table II)	175,690,727,106.14	316,053,846,677.39	2,256,940,237.42	87,854,886,300.86	581,856,400,321.81
2	State (see Table III)	89,112,684,667.35	160,306,734,685.27	7,523,134,124.73	292,849,621,002.85	549,792,174,480.20
3	LGCs (see Table IV)	68,702,144,616.30	123,589,772,998.37	5,266,193,887.31	204,994,734,702.00	402,552,846,203.98
4	13% Derivation Fund	121,849,157,706.64	71,441,677,697.61	-	-	193,290,835,404.25
5	Cost of Collection - NCS	22,220,045,282.23	-	-	3,259,241,812.52	25,479,287,094.75
6	Cost of Collections - FIRS	20,611,874,711.96	-	626,927,843.73	21,899,660,335.49	43,138,462,891.18
7	Cost of Collections - NUPRC	34,688,893,118.35	-	-	-	34,688,893,118.35
8	Transfer to NMDPRA	18,096,055,306.63	-	-	-	18,096,055,306.63
9	13% Derivation Refund on withdrawals from JVC/ECA	100,000,000,000.00	-	-	-	100,000,000,000.00
10	13% Refunds on Subsidy, Priority Projects	18,163,078,852.38	-	-	-	18,163,078,852.38
11	North East Development Commission	-	-	-	18,114,409,546.57	18,114,409,546.57
12	13% Derivation in respect of NNPC Management Fee and Frontier Exploration Fund for April, 2024	7,943,987,158.67	-	-	-	7,943,987,158.67
13	Transfer to Non-oil Excess Account	600,000,000,000.00	-	-	-	600,000,000,000.00
14	Part of Refund due to States from Signature Bonus	450,000,000,000.00	-	-	-	450,000,000,000.00
15	13% Derivation Refund on Signature Bonus	100,000,000,000.00	-	-	-	100,000,000,000.00
	TOTAL	1,827,078,648,526.65	671,392,032,058.64	15,673,196,093.19	628,972,553,700.29	3,143,116,430,378.77

S/n	Beneficiaries	Gross Statutory Allocation	Total Deduction	Net Statutory Allocation	Exchange Gain	Electronic Money Transfer Levy (EMTL)	Value Added Tax	Total
		₦	₦	₦	₦	₦	₦	₦
1	FGN (CRF Account)	161,750,194,849.04	(105,409,100,079.02)	56,341,094,770.02	290,975,921,865.10	2,106,477,554.92	81,997,893,880.80	431,421,388,070.84
2	Share of Derivation & Ecology	3,335,055,563.90	-	3,335,055,563.90	5,999,503,543.61	-	-	9,334,559,107.51
3	Stabilization	1,667,527,781.95	-	1,667,527,781.95	2,999,751,771.81	-	-	4,667,279,553.76
4	Development of Natural Resources	5,602,893,347.35	-	5,602,893,347.35	10,079,165,953.27	-	-	15,682,059,300.62
5	FCT-Abuja	3,335,055,563.90	(510,027,869.00)	2,825,027,694.90	5,999,503,543.61	150,462,682.49	5,856,992,420.06	14,831,986,341.06
	Total	175,690,727,106.14	(105,919,127,948.02)	69,771,599,158.12	316,053,846,677.40	2,256,940,237.41	87,854,886,300.86	475,937,272,373.79

S/n	Beneficiaries	No. of LGCs	Net Statutory Allocation	Exchange Gain Allocation	Electronic Money Transfer Levy (EMTL)	Net Share of Ecology	Total Net Amount
1	ABIA	17	2,879,870,766.78	4,852,036,000.11	194,729,658.10	82,980,503.11	13,971,609,239.79
2	ADAMAWA	21	938,056,795.13	4,097,697,034.44	171,078,554.27	176,553,970.89	11,755,624,713.05
3	AKWA IBOM	31	25,199,869,763.23	18,604,185,165.34	188,309,409.48	89,097,336.53	50,999,972,117.23
4	ANAMBRA	21	3,749,519,281.54	5,432,315,404.99	246,313,514.10	176,223,217.81	17,102,969,113.41
5	BAUCHI	20	(744,082,111.22)	4,920,431,670.97	193,592,905.66	212,002,435.20	11,730,603,304.76
6	BAYELSA	8	26,230,901,806.92	18,632,518,045.15	142,778,363.62	78,410,772.06	50,564,348,228.47
7	BENUE	23	2,071,806,983.29	4,613,222,768.07	188,409,160.38	99,382,993.85	13,764,837,568.95
8	BORNO	27	2,464,182,794.93	5,110,789,687.55	191,588,022.43	220,204,228.41	15,192,621,705.21
9	CROSS RIVER	18	(278,569,087.92)	4,136,481,931.95	171,071,920.96	89,112,531.32	10,146,602,048.22
10	DELTA	25	36,903,535,000.14	26,051,021,013.36	237,915,338.38	89,978,791.51	70,299,664,887.29
11	EBONYI	13	806,149,446.30	3,680,133,003.12	151,143,969.26	158,562,746.26	10,317,018,343.96
12	EDO	18	1,893,359,536.50	5,165,439,439.70	213,194,807.45	82,861,741.30	13,824,063,961.97
13	EKITI	16	139,125,365.22	3,678,056,325.50	157,970,637.32	158,473,270.22	9,968,423,660.22
14	ENUGU	17	1,175,114,075.14	4,136,838,938.27	201,643,582.52	178,240,444.66	11,992,299,946.32
15	GOMBE	11	(12,240,892.57)	3,874,603,997.66	153,323,037.29	-	9,735,871,665.43
16	IMO	27	2,803,177,436.42	6,107,995,793.01	205,575,016.94	92,137,188.81	15,854,293,266.74
17	JIGAWA	27	2,178,290,224.69	4,600,183,762.23	184,241,155.37	198,204,187.19	14,516,606,989.13
18	KADUNA	23	(1,236,700,861.47)	5,389,650,326.85	247,747,163.95	-	12,656,328,239.94
19	KANO	44	1,868,480,361.96	6,524,771,749.76	316,547,229.96	281,127,265.37	20,364,060,013.47
20	KATSINA	34	1,108,634,296.30	5,056,512,411.36	218,398,775.50	217,865,629.79	14,771,123,483.22
21	KEBBI	21	1,864,987,284.14	4,343,569,388.56	167,549,481.02	93,573,831.47	12,647,780,734.36
22	KOGI	21	1,518,799,623.04	4,546,405,867.90	174,347,429.51	97,943,552.50	12,654,835,522.97
23	KWARA	16	811,020,826.57	3,661,658,128.95	164,119,968.43	78,883,367.57	10,642,477,519.21
24	LAGOS	20	(3,868,491,181.15)	5,510,593,023.67	682,346,325.79	237,430,213.15	38,325,396,243.02
25	NASSARAWA	13	1,648,020,705.04	3,793,485,689.60	152,625,488.74	-	11,049,101,976.34
26	NIGER	25	900,332,777.70	4,872,563,467.07	190,294,832.70	104,969,989.40	12,785,260,906.05
27	OGUN	20	(1,394,177,235.63)	3,821,659,914.51	221,952,776.83	164,660,595.36	9,502,572,721.37
28	ONDO	18	3,467,295,372.61	5,414,514,720.53	191,608,997.28	82,493,403.22	15,534,095,890.38
29	OSUN	30	(148,354,411.57)	3,751,601,292.03	188,280,855.44	161,642,039.36	10,260,846,424.23
30	OYO	33	(918,065,753.14)	4,613,732,474.25	319,561,901.59	198,787,948.97	16,325,063,986.56
31	PLATEAU	17	366,542,025.94	4,295,536,973.95	182,487,425.25	92,539,065.66	11,204,701,543.91
32	RIVERS	23	20,150,783,160.26	17,464,419,728.03	262,278,292.57	95,570,957.92	56,231,221,091.73
33	SOKOTO	23	1,232,852,761.34	4,533,468,544.63	179,610,840.29	195,329,685.61	13,091,479,448.09
34	TARABA	16	1,676,483,267.02	3,962,440,920.47	151,794,571.74	-	11,485,017,005.52
35	YOBE	17	1,336,767,040.40	4,084,767,932.49	152,618,181.08	175,996,905.72	11,462,908,159.83
36	ZAMFARA	14	1,192,382,516.69	4,093,467,295.46	166,084,533.53	176,371,727.74	12,015,242,140.79
	Total		139,975,659,760.57	227,428,769,831.49	7,523,134,124.73	4,637,612,537.95	664,746,943,811.11

CONTACT



National Bureau of Statistics

Head Office

No 1, Wole Olanipekun Street,
Formerly, Plot 762 Independence Avenue
Off Constitution Avenue,
CBD, Abuja, F. C. T.

Mr. Ichedi S.J

Information Desk

Director, Communication & Public Relations
Department (C&PRD)
Phone: +2348037051701
sjichedi@nigerianstat.gov.ng

Moses Mathew

Statistical Information Officer

Phone: +2347069071157
matmoses@nigerianstat.gov.ng



@nbs_nigeria



NBSNigeria



nbs_nigeria

