



NATIONAL BUREAU OF STATISTICS

Federation Account Allocation Committee (FAAC)

(November 2024 Disbursement)

Report Date: February 2025



CONTENT

Methodology	3
Key Highlights	4
Summary of Gross Revenue Allocation by FAAC	6
Distribution of Revenue Allocation to FGN by FAAC	7
Distribution of Revenue Allocation to State by FAAC	8
Appendix	17
Contact	20



METHODOLOGY

The Federation Account Allocation Committee (FAAC) data is provided statutorily by the Office of the Accountant General of the Federation (OAGF), and reported by the National Bureau of Statistics



KEY HIGHLIGHTS

1. The Federation Account Allocation Committee (FAAC) disbursed the sum of ₦2.66 trillion to the three tiers of government in November 2024 from the total revenue generated in October 2024.
2. The amount disbursed comprised:
 - ₦1.23 trillion recorded from the Statutory Account,
 - ₦646.00 billion from Exchange Gain,
 - ₦100.00 billion from Non-Oil Revenue,
 - ₦17.82 billion from Electronic Money Transfer Levy (EMTL), and
 - ₦668.29 billion from Value Added Tax.
3. The allocations to the three tiers of government for November 2024 were:
 - Federal Government with a total of ₦433.02 billion
 - States with a total of ₦490.69 billion, and
 - Local Governments with a total of ₦355.62 billion.
4. The sum of ₦132.40 billion was shared among the oil-producing states from the 13% derivation fund.
5. The revenue generating agencies comprising Nigeria Customs Service (NCS), Federal Inland Revenue Service (FIRS), and Nigerian Upstream Petroleum Regulatory Commission (NUPRC) received ₦26.97 billion, ₦46.36 billion, and ₦24.17 billion respectively, as cost of revenue collections.

6. Further breakdown of revenue allocation distribution to the Federal Government of Nigeria (FGN) revealed that:




- ₦295.07 billion was disbursed to the FGN consolidated revenue account,
- ₦6.39 billion was received as a share of derivation and ecology,
- ₦3.19 billion as stabilization fund,
- ₦10.75 billion for the development of natural resources, and
- ₦12.83 billion to the Federal Capital Territory (FCT)- Abuja.

FEDERATION ACCOUNT ALLOCATION COMMITTEE (FAAC)

NOVEMBER 2024 DISBURSEMENT

Summary of Gross Revenue Allocation by
Federation Account Allocation Committee for the Month
of October, 2024 Shared in November, 2024



 FGN N433.02 bn	Statutory Allocation N24.88 bn	Others* N262.11 bn	VAT N93.35 bn
 STATE N490.70 bn	Statutory Allocation N12.62 bn	Others* N140.20 bn	VAT N311.16 bn
 LGCs N355.62 bn	Statutory Allocation N9.73 bn	Others* N107.48 bn	VAT N217.81 bn
13% Derivation Fund N132.40 bn Cost of Collection - NCS N26.97 bn Cost of Collection - FIRS N46.36 bn 4% Cost of Collection- NUPRC N24.18 bn Allocation of North East Development Commission N19.25 bn	13% Derivation Refund on withdrawals from JVC/ECA N100.00 bn 13% Refunds on Subsidy, Priority Projects N18.16 bn Transfer to Non-Oil Excess Account N170.00 bn Refund of 13% Derivation in respect to NNPC MGT fee and frontier Exploration fund for October, 2024 N9.14 bn	Sixth Tranche of Funding for the Presidential Metering Initiative N80.00 bn Transfer to NMDPRA N34.25 bn Oil Theft Prevention N40.00 bn 2024 FIRS Tax Refund -Supplementary N50.00 bn	



N2,668.8 bn






NB:- Others* for this month is the Distribution from Exchange Gain, and Electronic Money Transfer Levy (EMTL). See tables in a ppendix for details

FEDERATION ACCOUNT ALLOCATION COMMITTEE (FAAC)

NOVEMBER 2024 DISBURSEMENT

Distribution of Revenue Allocation to FGN by Federation Account Allocation Committee for the Month of October 2024 Shared in November, 2024



BENEFICIARIES	NET STATUTORY ALLOCATION	OTHERS*	VAT	TOTAL
 FGN (CRF Account)	N -81,890,606,747.42	N 241,346,570,018.99	N 87,123,757,054.96	N 295,079,720,326.53
 Share of Derivation & Ecology	N 472,326,866.67	N 4,926,825,967.54	-	N 6,399,152,834.21
 Stabilization	N 236,163,433.34	N 2,463,412,983.77	-	N 3,199,576,417.11
 Development of Natural Resources	N 793,509,136.01	N 8,277,067,625.47	-	N 10,750,576,761.48
 FCT-Abuja	N -37,701,002.33	N 5,097,933,867.06	N 6,553,125,503.93	N 12,613,358,368.66
TOTAL		N 328,042,384,707.99		

FEDERATION ACCOUNT ALLOCATION COMMITTEE (FAAC)

NOVEMBER 2024 DISBURSEMENT

Distribution of Revenue Allocation to State Governments by Federation Account Allocation Committee for the Month of October, 2024 Shared in November, 2024



ABIA

Net Statutory Allocation

N-116,251,294.44

Others*

N4,226,772,281.09

VAT Allocation

N6,331,211,727.98

Share of Ecology

N56,885,913.47

TOTAL

N11,140,645,344.77



ADAMAWA

Net Statutory Allocation

N-1,036,227,797.61

Others*

N3,558,354,924.13

VAT Allocation

N7,458,888,295.23

Share of Ecology

N121,033,658.93

TOTAL

N10,785,055,100.19



AKWA IBOM

Net Statutory Allocation

N8,875,684,815.73

Others*

N17,649,169,146.61

VAT Allocation

N7,652,189,079.07

Share of Ecology

N61,079,207.60

TOTAL

N34,927,475,389.80



ANAMBRA

Net Statutory Allocation

N247,728,157.72

Others*

N4,799,594,622.52

VAT Allocation

N7,815,443,254.64

Share of Ecology

N120,806,916.61

TOTAL

N13,665,299,439.65

FEDERATION ACCOUNT ALLOCATION COMMITTEE (FAAC)

NOVEMBER 2024 DISBURSEMENT

Distribution of Revenue Allocation to State Governments by
Federation Account Allocation Committee for the Month
of October, 2024 Shared in November, 2024



BAUCHI

Net Statutory
Allocation

N-3,102,647,150.72

Others*

N4,261,027,885.79

VAT
Allocation

N7,735,297,519.14

Share of
Ecology

N145,334,768.19

TOTAL

N9,859,152,828.17



BAYELSA

Net Statutory
Allocation

N11,640,169,295.60

Others*

N17,444,035,146.79

VAT
Allocation

N6,548,907,649.79

Share of
Ecology

N53,753,209.82

TOTAL

N36,293,535,648.09



BENUE

Net Statutory
Allocation

N-139,500,208.40

Others*

N4,003,358,347.88

VAT
Allocation

N7,499,614,827.90

Share of
Ecology

N68,130,370.10

TOTAL

N12,200,537,422.54



BORNO

Net Statutory
Allocation

N14,371,337.85

Others*

N4,412,167,393.77

VAT
Allocation

N7,338,658,350.64

Share of
Ecology

N150,957,372.08

TOTAL

N12,768,023,221.55

FEDERATION ACCOUNT ALLOCATION COMMITTEE (FAAC)

NOVEMBER 2024 DISBURSEMENT

Distribution of Revenue Allocation to State Governments by
Federation Account Allocation Committee for the Month
of October, 2024 Shared in November, 2024



CROSS RIVER

Net Statutory Allocation

N-2,261,354,811.54

Others*

N3,590,700,963.64

VAT Allocation

N6,353,107,341.65

Share of Ecology

N61,089,624.13

TOTAL

N8,433,013,821.89



DELTA

Net Statutory Allocation

N16,069,282,551.03

Others*

N28,270,226,428.50

VAT Allocation

N8,043,444,108.16

Share of Ecology

N61,683,474.50

TOTAL

N53,140,809,589.85



EBONYI

Net Statutory Allocation

N-939,977,393.10

Others*

N3,193,752,044.51

VAT Allocation

N6,092,214,905.47

Share of Ecology

N108,700,072.00

TOTAL

N9,068,095,884.32



EDO

Net Statutory Allocation

N-700,022,399.87

Others*

N4,759,304,901.69

VAT Allocation

N8,587,624,516.66

Share of Ecology

N56,804,498.27

TOTAL

N13,344,819,363.94

FEDERATION ACCOUNT ALLOCATION COMMITTEE (FAAC)

NOVEMBER 2024 DISBURSEMENT

Distribution of Revenue Allocation to State Governments by
Federation Account Allocation Committee for the Month
of October, 2024 Shared in November, 2024



EKITI

Net Statutory Allocation

N-1,623,918,132.33

Others*

N3,199,950,285.56

VAT Allocation

N6,550,115,297.10

Share of Ecology

N108,638,733.19

TOTAL

N8,847,846,297.36



ENUGU

Net Statutory Allocation

N-807,842,776.28

Others*

N3,623,625,808.30

VAT Allocation

N6,732,105,837.24

Share of Ecology

N122,189,793.16

TOTAL

N10,359,608,872.42



GOMBE

Net Statutory Allocation

N-1,869,497,763.90

Others*

N3,355,289,420.43

VAT Allocation

N6,879,617,270.98

Share of Ecology

N-1,176,167.53

TOTAL

N9,010,053,529.90



IMO

Net Statutory Allocation

N-986,555,827.22

Others*

N5,813,283,234.67

VAT Allocation

N7,063,541,376.32

Share of Ecology

N63,163,128.12

TOTAL





N12,666,304,630.17

FEDERATION ACCOUNT ALLOCATION COMMITTEE (FAAC)

NOVEMBER 2024 DISBURSEMENT

Distribution of Revenue Allocation to State Governments by Federation Account Allocation Committee for the Month of October, 2024 Shared in November, 2024



 <p>JIGAWA</p>	<p>Net Statutory Allocation</p> <p>N-26,766,835.83</p> <p>Share of Ecology</p> <p>N135,875,607.15</p>	<p>Others*</p> <p>N3,987,137,132.36</p>	<p>VAT Allocation</p> <p>N7,918,113,906.86</p> <p>TOTAL</p> <p>N12,781,120,548.13</p>
 <p>KADUNA</p>	<p>Net Statutory Allocation</p> <p>N-3,820,181,679.03</p> <p>Share of Ecology</p> <p>N-1,636,072.15</p>	<p>Others*</p> <p>N4,705,626,126.40</p>	<p>VAT Allocation</p> <p>N8,906,246,445.36</p> <p>TOTAL</p> <p>N10,688,404,206.93</p>
 <p>KANO</p>	<p>Net Statutory Allocation</p> <p>N-1,259,110,786.30</p> <p>Share of Ecology</p> <p>N192,722,153.90</p>	<p>Others*</p> <p>N5,718,074,435.26</p>	<p>VAT Allocation</p> <p>N11,678,478,975.36</p> <p>TOTAL</p> <p>N17,417,716,723.54</p>
 <p>KATSINA</p>	<p>Net Statutory Allocation</p> <p>N-1,315,159,832.50</p> <p>Share of Ecology</p> <p>N149,354,184.41</p>	<p>Others*</p> <p>N4,399,557,778.57</p>	<p>VAT Allocation</p> <p>N8,550,226,222.47</p> <p>TOTAL</p> <p>N12,626,800,158.90</p>

FEDERATION ACCOUNT ALLOCATION COMMITTEE (FAAC)

NOVEMBER 2024 DISBURSEMENT

Distribution of Revenue Allocation to State Governments by
Federation Account Allocation Committee for the Month
of October, 2024 Shared in November, 2024



KEBBI

**Net Statutory
Allocation**

N-217,097,379.11

Others*

N3,757,076,643.78

**VAT
Allocation**

N6,736,918,198.81

**Share of
Ecology**

N64,147,994.77

TOTAL

N11,065,033,594.45



KOGI

**Net Statutory
Allocation**

N-660,479,483.44

Others*

N3,932,115,808.57

**VAT
Allocation**

N6,903,396,612.77

**Share of
Ecology**

N67,143,584.86

TOTAL

N10,999,973,536.27



KWARA

**Net Statutory
Allocation**

N-944,162,341.71

Others*

N3,194,014,081.40

**VAT
Allocation**

N6,407,625,670.84

**Share of
Ecology**

N54,077,189.86

TOTAL

N9,321,881,455.33



LAGOS

**Net Statutory
Allocation**

N-6,509,944,801.83

Others*

N5,313,594,928.28

**VAT
Allocation**

N32,001,925,739.23

**Share of
Ecology**

N162,766,361.42

TOTAL

N31,886,850,397.59

FEDERATION ACCOUNT ALLOCATION COMMITTEE (FAAC)

NOVEMBER 2024 DISBURSEMENT

Distribution of Revenue Allocation to State Governments by
Federation Account Allocation Committee for the Month
of October, 2024 Shared in November, 2024



NASSARAWA

**Net Statutory
Allocation**

N-170,352,828.76

Others*

N3,288,909,286.45

**VAT
Allocation**

N5,806,301,667.56

**Share of
Ecology**

N-1,151,543.41

TOTAL

N9,556,006,515.00



NIGER

**Net Statutory
Allocation**

N-1,435,299,617.75

Others*

N4,217,704,533.40

**VAT
Allocation**

N8,106,709,670.56

**Share of
Ecology**

N71,960,442.63

TOTAL

N11,773,236,140.45



OGUN

**Net Statutory
Allocation**

N-3,226,055,832.87

Others*

N3,392,591,191.08

**VAT
Allocation**

N7,236,132,720.65

**Share of
Ecology**

N112,880,351.75

TOTAL

N8,152,544,456.48



ONDO

**Net Statutory
Allocation**

N367,575,754.57

Others*

N5,270,669,602.62

**VAT
Allocation**

N6,851,621,005.64

**Share of
Ecology**

N56,551,990.19

TOTAL

N13,184,676,339.35

FEDERATION ACCOUNT ALLOCATION COMMITTEE (FAAC)

NOVEMBER 2024 DISBURSEMENT

Distribution of Revenue Allocation to State Governments by
Federation Account Allocation Committee for the Month
of October, 2024 Shared in November, 2024



OSUN

**Net Statutory
Allocation**

N-1,946,651,032.93

Others*

N3,295,529,195.22

**VAT
Allocation**

N7,411,887,987.96

**Share of
Ecology**

N110,811,030.53

TOTAL

N9,496,895,803.36



OYO

**Net Statutory
Allocation**

N-3,129,617,267.93

Others*

N4,137,769,863.14

**VAT
Allocation**

N11,747,678,298.68

**Share of
Ecology**

N136,275,795.40

TOTAL

N13,661,125,732.39



PLATEAU

**Net Statutory
Allocation**

N-1,692,485,313.56

Others*

N3,732,624,201.37

**VAT
Allocation**

N6,773,221,632.55

**Share of
Ecology**

N63,438,628.17

TOTAL

N9,592,781,219.84



RIVERS

**Net Statutory
Allocation**

N7,725,560,453.71

Others*

N17,036,680,776.74

**VAT
Allocation**

N18,998,497,594.07

**Share of
Ecology**

N65,517,091.83

TOTAL

N44,565,695,977.91

FEDERATION ACCOUNT ALLOCATION COMMITTEE (FAAC)

NOVEMBER 2024 DISBURSEMENT

Distribution of Revenue Allocation to State Governments by Federation Account Allocation Committee for the Month of October, 2024 Shared in November, 2024



SOKOTO

**Net Statutory
Allocation**

N-940,224,954.61

Others*

N3,926,464,544.02

**VAT
Allocation**

N7,491,160,965.65

**Share of
Ecology**

N133,905,040.07

TOTAL

N11,366,946,209.66



TARABA

**Net Statutory
Allocation**

N-222,877,449.89

Others*

N3,426,110,766.06

**VAT
Allocation**

N6,200,371,254.25

**Share of
Ecology**

N-1,202,831.14

TOTAL

N10,062,863,207.74



YOBE

**Net Statutory
Allocation**

N-621,230,038.78

Others*

N3,527,173,785.25

**VAT
Allocation**

N6,307,626,205.80

**Share of
Ecology**

N120,651,772.10

TOTAL

N10,015,072,715.26



ZAMFARA

**Net Statutory
Allocation**

N-769,824,524.55

Others*

N3,550,416,704.28

**VAT
Allocation**

N6,772,299,616.75

**Share of
Ecology**

N120,908,725.14

TOTAL

N10,356,101,526.33

APPENDIX

Office of the Accountant General of the Federation							
Federation Account Department							
Table I							
Summary of Gross Revenue Allocation by Federation Account Allocation Committee for the Month of October, 2024 Shared in November, 2024							
S/n	Beneficiaries	Statutory	Exchange Gain	Electronic Money Transfer Levy (EMTL)	Distribution of ₦100Billion from Non-Oil Revenue for the Month	Value Added Tax	Total
		₦	₦	₦	₦	₦	₦
1	FGN (see Table II)	24,882,179,336.35	259,545,191,970.08	2,566,618,492.75	52,680,000,000.00	93,346,882,558.89	433,020,872,358.06
2	State (see Table III)	12,620,573,877.51	131,644,789,852.70	8,555,394,975.84	26,720,000,000.00	311,156,275,196.30	490,697,033,902.35
3	LGCs (see Table IV)	9,729,933,453.47	101,492,614,931.35	5,988,776,483.09	20,600,000,000.00	217,809,392,637.41	355,620,717,505.32
4	13% Derivation Fund	59,085,879,410.43	73,317,584,088.22	-	-	-	132,403,463,498.65
5	Cost of Collection - NCS	23,394,409,284.81	-	-	-	3,579,569,647.10	26,973,978,931.91
6	Cost of Collections - FIRS	22,498,780,394.29	-	712,949,581.32	-	23,152,069,115.47	46,363,799,091.08
7	Cost of Collections - NUPRC	24,178,898,108.75	-	-	-	-	24,178,898,108.75
8	Transfer to NMDPRA	34,252,237,073.65	-	-	-	-	34,252,237,073.65
9	13% Derivation Refund on withdrawals from JVC/ECA	100,000,000,000.00	-	-	-	-	100,000,000,000.00
10	13% Refunds on Subsidy, Priority Projects	18,163,078,852.38	-	-	-	-	18,163,078,852.38
11	North East Development Commission	-	-	-	-	19,246,779,909.05	19,246,779,909.05
12	13% Derivation in respect of NNPC Management Fee and Frontier Exploration Fund for April, 2024	9,144,860,369.20	-	-	-	-	9,144,860,369.20
13	Transfer to Non-oil Excess Account	648,788,522,090.24	80,000,000,000.00	-	-	-	728,788,522,090.24
14	Sixth Tranche of Funding for the Presidential Metering Initiative	80,000,000,000.00	-	-	-	-	80,000,000,000.00
15	Transfer to Non-oil Excess Account	170,000,000,000.00	-	-	-	-	170,000,000,000.00
	TOTAL	1,236,739,352,251.07	646,000,180,842.35	17,823,739,533.00	100,000,000,000.00	668,290,969,064.21	2,668,854,241,690.63

0	1	2	3	4=2-3	5	6	7	8	9
S/n	Beneficiaries	Gross Statutory Allocation	Total Deduction	Net Statutory Allocation	Distribution of ₦100Billion from Non-Oil Revenue for the Month	Exchange Gain	Electronic Money Transfer Levy (EMTL)	Value Added Tax	Total
		₦	₦	₦	₦	₦	₦	₦	₦
1	FGN (CRF Account)	22,907,853,033.65	(104,798,459,781.07)	(81,890,606,747.42)	48,500,000,000.00	238,951,059,425.75	2,395,510,593.24	87,123,757,054.96	295,079,720,326.53
2	Share of Derivation & Ecology	472,326,866.67	-	472,326,866.67	1,000,000,000.00	4,926,825,967.54	-	-	6,399,152,834.21
3	Stabilization	236,163,433.34	-	236,163,433.34	500,000,000.00	2,463,412,983.77	-	-	3,199,576,417.11
4	Development of Natural Resources	793,509,136.01	-	793,509,136.01	1,680,000,000.00	8,277,067,625.47	-	-	10,750,576,761.48
5	FCT-Abuja	472,326,866.67	(510,027,869.00)	(37,701,002.33)	1,000,000,000.00	4,926,825,967.54	171,107,899.52	6,553,125,503.93	12,613,358,368.66
	Total	24,882,179,336.35	(105,308,487,650.07)	(80,426,308,313.72)	52,680,000,000.00	259,545,191,970.08	2,566,618,492.75	93,676,882,558.89	328,042,384,707.99

S/n	Beneficiaries	No. of LGCs	Net Statutory Allocation	Exchange Gain Allocation	Distribution of ₦100Billion from Non-Oil Revenue for the Month	Electronic Money Transfer Levy (EMTL)	Net Share of Ecology	Net VAT Allocation	Total Net Amount
1	ABIA	17	(116,251,294.44)	4,000,286,645.18	642,026,716.67	226,485,635.91	56,885,913.47	6,331,211,727.98	11,140,645,344.77
2	ADAMAWA	21	(1,036,227,797.61)	3,365,051,792.98	683,006,019.52	193,303,131.15	121,033,658.93	7,458,888,295.23	10,785,055,100.19
3	AKWA IBOM	31	8,875,684,815.73	17,433,674,583.94	689,353,140.79	215,494,562.67	61,079,207.60	7,652,189,079.07	34,927,475,389.80
4	ANAMBRA	21	247,728,157.72	4,519,772,250.63	681,726,488.16	279,822,371.89	120,806,916.61	7,815,443,254.64	13,665,299,439.65
5	BAUCHI	20	(3,102,647,150.72)	4,040,686,092.08	820,139,805.77	220,341,793.71	145,334,768.19	7,735,297,519.14	9,859,152,828.17
6	BAYELSA	8	11,640,169,295.60	17,281,344,750.76	606,670,346.09	162,690,396.03	53,753,209.82	6,548,907,649.79	36,293,535,648.09
7	BENUE	23	(139,500,208.40)	3,788,404,417.57	768,934,085.05	214,953,930.31	68,130,370.10	7,499,614,827.90	12,200,537,422.54
8	BORNO	27	14,371,337.85	4,197,009,163.21	851,868,767.21	215,158,230.56	150,957,372.08	7,338,658,350.64	12,768,023,221.55
9	CROSS RIVER	18	(2,261,354,811.54)	3,396,902,168.40	689,470,704.01	193,798,795.23	61,089,624.13	6,353,107,341.65	8,433,013,821.89
10	DELTA	25	16,069,282,551.03	27,991,732,338.00	696,173,027.65	278,494,090.51	61,683,474.50	8,043,444,108.16	53,140,809,589.85
11	EBONYI	13	(939,977,393.10)	3,022,145,867.90	613,406,255.43	171,606,176.62	108,700,072.00	6,092,214,905.47	9,068,095,884.32
12	EDO	18	(700,022,399.87)	4,511,630,420.54	641,107,847.18	247,674,481.15	56,804,498.27	8,587,624,516.66	13,344,819,363.94
13	EKITI	16	(1,623,918,132.33)	3,020,440,488.59	613,060,113.85	179,509,796.96	108,638,733.19	6,550,115,297.10	8,847,846,297.36
14	ENUGU	17	(807,842,776.28)	3,397,195,343.99	689,530,209.99	226,430,464.30	122,189,793.16	6,732,105,837.24	10,359,608,872.42
15	GOMBE	11	(1,869,497,763.90)	3,181,846,539.61	645,820,769.92	173,442,880.83	(1,176,167.53)	6,879,617,270.98	9,010,053,529.90
16	IMO	27	(986,555,827.22)	5,579,043,646.93	712,872,718.28	234,239,587.74	63,163,128.12	7,063,541,376.32	12,666,304,630.17
17	JIGAWA	27	(26,766,835.83)	3,777,696,712.81	766,760,737.58	209,440,419.55	135,875,607.15	7,918,113,906.86	12,781,120,548.13
18	KADUNA	23	(3,820,181,679.03)	4,426,011,084.63	898,349,386.36	279,615,041.78	(1,636,072.15)	8,906,246,445.36	10,688,404,206.93
19	KANO	44	(1,259,110,786.30)	5,358,179,165.22	1,087,551,945.31	359,895,270.05	192,722,153.90	11,678,478,975.36	17,417,716,723.54
20	KATSINA	34	(1,315,159,832.50)	4,152,436,359.51	842,821,805.94	247,121,419.06	149,354,184.41	8,550,226,222.47	12,626,800,158.90
21	KEBBI	21	(217,097,379.11)	3,566,963,549.54	723,988,136.18	190,113,094.25	64,147,994.77	6,736,918,198.81	11,065,033,594.45
22	KOGI	21	(660,479,483.44)	3,733,534,004.29	757,797,013.51	198,581,804.28	67,143,584.86	6,903,396,612.77	10,999,973,536.27
23	KWARA	16	(944,162,341.71)	3,006,974,197.59	610,326,854.94	187,039,883.82	54,077,189.86	6,407,625,670.84	9,321,881,455.33
24	LAGOS	20	(6,509,944,801.83)	4,525,329,905.75	918,508,170.49	788,265,022.53	162,766,361.42	32,001,925,739.23	31,886,850,397.59
25	NASSARAWA	13	(170,352,828.76)	3,115,231,729.95	632,299,933.16	173,677,556.50	(1,151,543.41)	5,806,301,667.56	9,556,006,515.00
26	NIGER	25	(1,435,299,617.75)	4,001,376,454.49	812,161,111.61	216,328,078.91	71,960,442.63	8,106,709,670.56	11,773,236,140.45
27	OGUN	20	(3,226,055,832.87)	3,138,368,561.50	636,996,025.88	254,222,629.57	112,880,351.75	7,236,132,720.65	8,152,544,456.48
28	ONDO	18	367,575,754.57	5,053,807,213.56	638,257,986.34	216,862,389.06	56,551,990.19	6,851,621,005.64	13,184,676,339.35
29	OSUN	30	(1,946,651,032.93)	3,080,836,027.70	625,318,622.58	214,693,167.51	110,811,030.53	7,411,887,987.96	9,496,895,803.36
30	OYO	33	(3,129,617,267.93)	3,788,822,991.14	769,019,043.11	348,946,872.00	136,275,795.40	11,747,678,298.68	13,661,125,732.39
31	PLATEAU	17	(1,692,485,313.56)	3,527,519,061.20	715,982,071.30	205,105,140.18	63,438,628.17	6,773,221,632.55	9,592,781,219.84
32	RIVERS	23	7,725,560,453.71	16,741,904,550.37	739,440,061.56	294,776,226.37	65,517,091.83	18,998,497,594.07	44,565,695,977.91
33	SOKOTO	23	(940,224,954.61)	3,722,909,801.85	755,640,614.54	203,554,742.17	133,905,040.07	7,491,160,965.65	11,366,946,209.66
34	TARABA	16	(222,877,449.89)	3,253,978,713.39	660,461,468.46	172,132,052.67	(1,202,831.14)	6,200,371,254.25	10,062,863,207.74
35	YOBE	17	(621,230,038.78)	3,354,434,341.92	680,850,990.89	172,739,443.33	120,651,772.10	6,307,626,205.80	10,015,072,715.26
36	ZAMFARA	14	(769,824,524.55)	3,361,578,307.59	682,301,004.69	188,838,396.69	120,908,725.14	6,772,299,616.75	10,356,101,526.33
	Total		2,449,054,809.41	201,415,059,244.30	26,000,000,000.00	8,555,394,975.84	3,174,072,070.15	303,488,421,749.79	545,082,002,849.49

CONTACT



National Bureau of Statistics

Head Office

No 1, Wole Olanipekun Street,
Formerly, Plot 762 Independence Avenue
Off Constitution Avenue,
CBD, Abuja, F. C. T.

Mr. Ichedi S.J

Information Desk

Director, Communication & Public Relations
Department (C&PRD)
Phone: +2348037051701
sjichedi@nigerianstat.gov.ng

Moses Mathew

Statistical Information Officer

Phone: +2347069071157
matmoses@nigerianstat.gov.ng



@nbs_nigeria



NBSNigeria



nbs_nigeria

