



NATIONAL BUREAU OF STATISTICS

# Federation Account Allocation Committee (FAAC)

---

(February 2025 Disbursement)

Report Date: July 2025



## CONTENT

Methodology	3
Key Highlights	4
Summary of Gross Revenue Allocation by FAAC	6
Distribution of Revenue Allocation to FGN by FAAC	7
Distribution of Revenue Allocation to State by FAAC	8
Contact	17



## METHODOLOGY

The Federation Account Allocation Committee (FAAC) data is provided statutorily by the Office of the Accountant General of the Federation (OAGF), and reported by the National Bureau of Statistics

## KEY HIGHLIGHTS

1. The Federation Account Allocation Committee (FAAC) disbursed the sum of ₦2.64 trillion to the three tiers of government in February 2025 from the total revenue generated in January 2025.
2. The amount disbursed comprised:
  - ₦1.63 trillion recorded from the Statutory Account,
  - ₦214.00 billion from Augmentation for the month,
  - ₦21.40 billion from Electronic Money Transfer Levy (EMTL), and
  - ₦771.88 billion from Value Added Tax.
3. The allocations to the three tiers of government for February 2025 were:
  - Federal Government with a total of ₦552.59 billion
  - States with a total of ₦593.70 billion, and
  - Local Governments with a total of ₦431.48 billion.
4. The sum of ₦125.28 billion was shared among the oil-producing states from the 13% derivation fund.
5. The revenue generating agencies comprising Nigeria Customs Service (NCS), Federal Inland Revenue Service (FIRS), and Nigerian Upstream Petroleum Regulatory Commission (NUPRC) received ₦32.17billion, ₦52.97 billion, and ₦22.65 billion; respectively, as cost of revenue collections.

6. Further breakdown of revenue allocation distribution to the Federal Government of Nigeria (FGN) revealed that:

- ₦403.97 billion was disbursed to the FGN consolidated revenue account,
- ₦8.38 billion was received as a share of derivation and ecology,
- ₦4.19 billion as stabilization fund,
- ₦14.09 billion for the development of natural resources, and
- ₦15.41 billion to the Federal Capital Territory (FCT)- Abuja.

# FEDERATION ACCOUNT ALLOCATION COMMITTEE (FAAC)

## FEBRUARY 2025 DISBURSEMENT

Summary of Gross Revenue Allocation by  
Federation Account Allocation Committee for the Month  
of January, 2025 Shared in February, 2025



**FGN**  
**N552.59 bn**

**Statutory  
Allocation**

N343.61 bn

**Others\***

N101.16 bn

**VAT**

N107.82 bn



**STATE**  
**N593.70 bn**

**Statutory  
Allocation**

N174.28 bn

**Others\***

N60.02 bn

**VAT**

N359.39 bn



**LGCs**  
**N431.48 bn**

**Statutory  
Allocation**

N134.37 bn

**Others\***

N45.54 bn

**VAT**

N251.57 bn

13% Derivation Fund  
N125.28 bn

Cost of Collection - NCS  
N32.17 bn

Cost of Collection - FIRS  
N52.97 bn

Cost of Collection- NUPRC  
N22.65 bn

Allocation of North East  
Development Commission  
N22.23 bn

13% Derivation Refund on  
withdrawals from JVC/ECA  
N100.00 bn

13% Refunds on Subsidy,  
Priority Projects

N18.16 bn  
Transfer to Non-Oil Excess Account  
N286.00 bn

Refund of 13% Derivation in respect  
to NNPC MGT fee and frontier  
Exploration fund for October, 2024  
N5.79 bn

13% Derivation Refund  
on Signature Bonus  
N100.00 bn

Transfer to NMDPRA  
N35.07 bn

Part of Refund due to  
LGCs from Signature  
Bonus  
N200.00 bn

Net Off States  
N63.42 bn



**TOTAL**

**N2,641.50 bn**






**NB:-** Others\* for this month is the Distribution from Exchange Gain, and Electronic Money Transfer Levy (EMTL). See attached excel file for details

# FEDERATION ACCOUNT ALLOCATION COMMITTEE (FAAC)

## FEBRUARY 2025 DISBURSEMENT

Distribution of Revenue Allocation to FGN by  
Federation Account Allocation Committee for the Month  
of January, 2025 Shared in February, 2025



BENEFICIARIES	NET STATUTORY ALLOCATION	OTHERS*	VAT	TOTAL
 <b>FGN (CRF Account)</b>	N 210,165,287,576.15	N 93,173,955,707.82	N 100,629,275,050.18	N 403,968,518,334.16
 <b>Share of Derivation &amp; Ecology</b>	N 6,522,626,258.74	N 1,861,800,000.00	-	N 8,384,426,258.74
 <b>Stabilization</b>	N 3,261,313,129.37	N 930,900,000.00	-	N 4,192,213,129.37
 <b>Development of Natural Resources</b>	N 10,958,012,114.68	N 3,127,824,000.00	-	N14,085,836,114.68
 <b>FCT-Abuja</b>	N 6,150,691,956.74	N 2,067,275,407.70	N 7,187,805,360.73	N 15,405,772,725.16
<b>TOTAL</b>	N 446,036,766,562.10			

# FEDERATION ACCOUNT ALLOCATION COMMITTEE (FAAC)

## FEBRUARY 2025 DISBURSEMENT

Distribution of Revenue Allocation to FGN by  
Federation Account Allocation Committee for the Month  
of January, 2025 Shared in February, 2025



**ABIA**

**Net Statutory  
Allocation**

**N4,194,097,989.26**

**Others\***

**N2,214,349,770.91**

**VAT  
Allocation**

**N7,294,082,633.46**

**Share of  
Ecology**

**N74,534,201.47**

**TOTAL**

**N13,777,064,595.11**



**ADAMAWA**

**Net Statutory  
Allocation**

**N3,234,407,255.17**

**Others\***

**N1,498,304,230.39**

**VAT  
Allocation**

**N7,907,029,464.82**

**Share of  
Ecology**

**N158,583,145.98**

**TOTAL**

**N12,798,324,096.36**



**AKWA IBOM**

**Net Statutory  
Allocation**

**N21,936,906,048.33**

**Others\***

**N7,149,512,795.98**

**VAT  
Allocation**

**N8,788,896,480.44**

**Share of  
Ecology**

**N80,028,423.35**

**TOTAL**

**N37,955,343,748.10**



**ANAMBRA**

**Net Statutory  
Allocation**

**N5,076,809,844.54**

**Others\***

**N2,030,999,449.78**

**VAT  
Allocation**

**N8,718,292,483.68**

**Share of  
Ecology**

**N158,286,059.13**

**TOTAL**

**N15,984,387,837.13**



# FEDERATION ACCOUNT ALLOCATION COMMITTEE (FAAC)

## FEBRUARY 2025 DISBURSEMENT

Distribution of Revenue Allocation to FGN by  
Federation Account Allocation Committee for the Month  
of January, 2025 Shared in February, 2025



**BAUCHI**

**Net Statutory  
Allocation**

**N1,640,666,542.73**

**Others\***

**N1,785,178,646.72**

**VAT  
Allocation**

**N8,931,026,560.08**

**Share of  
Ecology**

**N190,423,432.34**

**TOTAL**

**N12,547,295,181.87**



**BAYELSA**

**Net Statutory  
Allocation**

**N23,406,089,985.33**

**Others\***

**N7,135,059,455.69**

**VAT  
Allocation**

**N8,016,695,253.47**

**Share of  
Ecology**

**N70,429,607.73**

**TOTAL**

**N38,628,274,302.22**



**BENUE**

**Net Statutory  
Allocation**

**N4,459,316,828.26**

**Others\***

**N1,682,897,502.74**

**VAT  
Allocation**

**N8,546,794,756.21**

**Share of  
Ecology**

**N89,267,138.78**

**TOTAL**

**N14,778,276,225.99**



**BORNO**

**Net Statutory  
Allocation**

**N5,043,253,665.68**

**Others\***

**N1,839,056,411.92**

**VAT  
Allocation**

**N8,740,843,099.26**

**Share of  
Ecology**

**N197,790,393.07**

**TOTAL**





**N15,820,943,569.93**

# FEDERATION ACCOUNT ALLOCATION COMMITTEE (FAAC)

## FEBRUARY 2025 DISBURSEMENT

Distribution of Revenue Allocation to FGN by  
Federation Account Allocation Committee for the Month  
of January, 2025 Shared in February, 2025



 <p><b>CROSS RIVER</b></p>	<p><b>Net Statutory Allocation</b></p> <p><b>N1,734,480,026.94</b></p> <p><b>Share of Ecology</b></p> <p><b>N80,042,071.51</b></p>	<p><b>Others*</b></p> <p><b>N1,508,879,875.48</b></p>	<p><b>VAT Allocation</b></p> <p><b>N7,445,224,092.96</b></p> <p><b>TOTAL</b></p> <p><b>N10,768,626,066.89</b></p>
 <p><b>DELTA</b></p>	<p><b>Net Statutory Allocation</b></p> <p><b>N28,845,733,626.94</b></p> <p><b>Share of Ecology</b></p> <p><b>N80,820,158.04</b></p>	<p><b>Others*</b></p> <p><b>N10,038,104,291.68</b></p>	<p><b>VAT Allocation</b></p> <p><b>N9,053,278,191.31</b></p> <p><b>TOTAL</b></p> <p><b>N48,017,936,267.97</b></p>
 <p><b>EBONYI</b></p>	<p><b>Net Statutory Allocation</b></p> <p><b>N2,837,702,766.64</b></p> <p><b>Share of Ecology</b></p> <p><b>N142,423,186.58</b></p>	<p><b>Others*</b></p> <p><b>N1,343,838,871.00</b></p>	<p><b>VAT Allocation</b></p> <p><b>N7,121,336,639.47</b></p> <p><b>TOTAL</b></p> <p><b>N11,445,301,463.68</b></p>
 <p><b>EDO</b></p>	<p><b>Net Statutory Allocation</b></p> <p><b>N5,725,784,781.37</b></p> <p><b>Share of Ecology</b></p> <p><b>N74,427,528.03</b></p>	<p><b>Others*</b></p> <p><b>N2,073,179,402.78</b></p>	<p><b>VAT Allocation</b></p> <p><b>N8,171,190,594.58</b></p> <p><b>TOTAL</b></p> <p><b>N16,044,582,306.76</b></p>

# FEDERATION ACCOUNT ALLOCATION COMMITTEE (FAAC)

## FEBRUARY 2025 DISBURSEMENT

Distribution of Revenue Allocation to FGN by  
Federation Account Allocation Committee for the Month  
of January, 2025 Shared in February, 2025



**EKITI**

**Net Statutory  
Allocation**

**N845,261,460.89**

**Others\***

**N1,350,626,577.13**

**VAT  
Allocation**

**N7,508,690,633.70**

**Share of  
Ecology**

**N142,342,818.00**

**TOTAL**

**N9,846,921,489.73**



**ENUGU**

**Net Statutory  
Allocation**

**N3,850,831,670.85**

**Others\***

**N1,540,100,690.72**

**VAT  
Allocation**

**N7,758,659,012.51**

**Share of  
Ecology**

**N160,097,959.35**

**TOTAL**

**N13,309,689,333.43**



**GOMBE**

**Net Statutory  
Allocation**

**N2,203,606,767.92**

**Others\***

**N1,405,818,569.23**

**VAT  
Allocation**

**N7,110,375,673.71**

**Share of  
Ecology**

**N74,974,660.92**

**TOTAL**

**N10,794,775,671.79**



**IMO**

**Net Statutory  
Allocation**

**N4,079,998,867.66**

**Others\***

**N2,325,717,069.77**

**VAT  
Allocation**

**N8,263,877,937.83**

**Share of  
Ecology**

**N82,758,859.45**

**TOTAL**

**N14,752,352,734.71**

# FEDERATION ACCOUNT ALLOCATION COMMITTEE (FAAC)

## FEBRUARY 2025 DISBURSEMENT

Distribution of Revenue Allocation to FGN by  
Federation Account Allocation Committee for the Month  
of January, 2025 Shared in February, 2025



JIGAWA

**Net Statutory  
Allocation**

N4,572,672,857.68

**Others\***

N1,674,766,450.69

**VAT  
Allocation**

N8,848,999,271.85

**Share of  
Ecology**

N178,029,660.80

**TOTAL**

**N15,274,468,241.02**



KADUNA

**Net Statutory  
Allocation**

N1,125,761,996.28

**Others\***

N1,991,209,881.30

**VAT  
Allocation**

N10,176,994,835.53

**Share of  
Ecology**

N104,291,227.17

**TOTAL**

**N13,398,257,940.27**



KANO

**Net Statutory  
Allocation**

N5,339,824,343.34

**Others\***

N2,433,619,777.27

**VAT  
Allocation**

N13,566,400,727.03

**Share of  
Ecology**

N252,512,282.44

**TOTAL**

**N21,592,357,130.07**



KATSINA

**Net Statutory  
Allocation**

N3,863,467,958.77

**Others\***

N1,858,123,055.68

**VAT  
Allocation**

N10,011,393,589.22

**Share of  
Ecology**

N195,689,832.40

**TOTAL**

**N15,928,674,436.07**



# FEDERATION ACCOUNT ALLOCATION COMMITTEE (FAAC)

## FEBRUARY 2025 DISBURSEMENT

Distribution of Revenue Allocation to FGN by  
Federation Account Allocation Committee for the Month  
of January, 2025 Shared in February, 2025



**KEBBI**

**Net Statutory  
Allocation**

**N4,128,856,826.80**

**Others\***

**N1,572,607,608.88**

**VAT  
Allocation**

**N7,767,872,590.59**

**Share of  
Ecology**

**N84,049,271.17**

**TOTAL**

**N13,553,386,297.43**



**KOGI**

**Net Statutory  
Allocation**

**N3,929,461,718.42**

**Others\***

**N1,643,277,591.94**

**VAT  
Allocation**

**N7,896,923,397.00**

**Share of  
Ecology**

**N87,974,213.25**

**TOTAL**

**N13,557,636,920.61**



**KWARA**

**Net Statutory  
Allocation**

**N2,747,777,325.18**

**Others\***

**N1,351,319,783.95**

**VAT  
Allocation**

**N8,101,951,098.78**

**Share of  
Ecology**

**N70,854,099.35**

**TOTAL**

**N12,271,902,307.26**



**LAGOS**

**Net Statutory  
Allocation**

**N-2,705,022,956.48**

**Others\***

**N2,717,669,144.52**

**VAT  
Allocation**

**N44,920,629,455.74**

**Share of  
Ecology**

**N213,263,003.73**

**TOTAL**





**N45,146,538,647.51**

# FEDERATION ACCOUNT ALLOCATION COMMITTEE (FAAC)

## FEBRUARY 2025 DISBURSEMENT

Distribution of Revenue Allocation to FGN by  
Federation Account Allocation Committee for the Month  
of January, 2025 Shared in February, 2025



	Net Statutory Allocation	Others*	VAT Allocation	
 <b>NASSARAWA</b>	N3,521,745,487.47	N1,377,827,661.18	N6,857,326,261.35	<b>TOTAL</b> <b>N11,830,304,409.17</b>
	Share of Ecology N73,404,999.18			
 <b>NIGER</b>	N3,449,048,514.93	N1,763,244,265.10	N8,569,426,721.90	<b>TOTAL</b> <b>N13,876,004,955.10</b>
	Share of Ecology N94,285,453.16			
 <b>OGUN</b>	N-303,902,031.50	N1,467,452,994.18	N8,198,846,498.99	<b>TOTAL</b> <b>N9,510,297,818.14</b>
	Share of Ecology N147,900,356.48			
 <b>ONDO</b>	N5,333,825,300.12	N2,234,121,478.82	N7,799,864,515.70	<b>TOTAL</b> <b>N15,441,907,976.46</b>
	Share of Ecology N74,096,681.82			

# FEDERATION ACCOUNT ALLOCATION COMMITTEE (FAAC)

## FEBRUARY 2025 DISBURSEMENT

Distribution of Revenue Allocation to FGN by  
Federation Account Allocation Committee for the Month  
of January, 2025 Shared in February, 2025



OSUN

**Net Statutory  
Allocation**

**N1,992,977,310.36**

**Others\***

**N1,409,857,027.64**

**VAT  
Allocation**

**N7,733,605,363.64**

**Share of  
Ecology**

**N145,189,048.96**

**TOTAL**

**N11,281,628,750.60**



OYO

**Net Statutory  
Allocation**

**N1,990,743,827.41**

**Others\***

**N1,761,029,517.59**

**VAT  
Allocation**

**N13,023,044,139.30**

**Share of  
Ecology**

**N178,554,003.47**

**TOTAL**

**N16,953,371,487.76**



PLATEAU

**Net Statutory  
Allocation**

**N2,577,167,201.61**

**Others\***

**N1,569,110,481.45**

**VAT  
Allocation**

**N7,697,427,426.22**

**Share of  
Ecology**

**N83,119,830.64**

**TOTAL**

**N11,926,824,939.92**



RIVERS

**Net Statutory  
Allocation**

**N18,466,051,831.43**

**Others\***

**N6,708,162,711.00**

**VAT  
Allocation**

**N21,009,649,878.94**

**Share of  
Ecology**

**N85,843,116.95**

**TOTAL**

**N46,269,707,538.33**

# FEDERATION ACCOUNT ALLOCATION COMMITTEE (FAAC)

## FEBRUARY 2025 DISBURSEMENT

Distribution of Revenue Allocation to FGN by  
Federation Account Allocation Committee for the Month  
of January, 2025 Shared in February, 2025



**SOKOTO**

**Net Statutory  
Allocation**

**N3,648,761,252.95**

**Others\***

**N1,647,211,457.54**

**VAT  
Allocation**

**N8,454,105,464.26**

**Share of  
Ecology**

**N175,447,744.91**

**TOTAL**

**N13,925,525,919.66**



**TARABA**

**Net Statutory  
Allocation**

**N3,529,546,101.83**

**Others\***

**N1,433,397,018.72**

**VAT  
Allocation**

**N6,906,504,752.05**

**Share of  
Ecology**

**N76,674,329.71**

**TOTAL**

**N11,946,122,202.31**



**YOBE**

**Net Statutory  
Allocation**

**N3,419,701,135.46**

**Others\***

**N1,470,911,926.83**

**VAT  
Allocation**

**N7,084,245,681.51**

**Share of  
Ecology**

**N158,082,782.57**

**TOTAL**

**N12,132,941,526.37**



**ZAMFARA**

**Net Statutory  
Allocation**

**N3,296,595,584.92**

**Others\***

**N1,494,026,938.85**

**VAT  
Allocation**

**N7,720,909,412.77**

**Share of  
Ecology**

**N158,419,452.74**

**TOTAL**

**N12,669,951,389.28**



## CONTACT



### National Bureau of Statistics

Head Office

No 1, Wole Olanipekun Street,  
Formerly, Plot 762 Independence Avenue  
Off Constitution Avenue,  
CBD, Abuja, F. C. T.

### Alesanmi Folorunsho

Information Desk

Head, Communications & Public Relations  
Department (C&PRD)  
Phone: +2347064643933  
falesanmi@nigerianstat.gov.ng

### Moses Mathew

Statistical Information Officer

Phone: +2347069071157  
matmoses@nigerianstat.gov.ng



@nbs\_nigeria



NBSNigeria



nbs\_nigeria

