



NATIONAL BUREAU OF STATISTICS

Federation Account Allocation Committee (FAAC)

(March 2025 Disbursement)

Report Date: July 2025



CONTENT

Methodology	3
Key Highlights	4
Summary of Gross Revenue Allocation by FAAC	6
Distribution of Revenue Allocation to FGN by FAAC	7
Distribution of Revenue Allocation to State by FAAC	8
Contact	17



METHODOLOGY

The Federation Account Allocation Committee (FAAC) data is provided statutorily by the Office of the Accountant General of the Federation (OAGF), and reported by the National Bureau of Statistics

KEY HIGHLIGHTS

1. The Federation Account Allocation Committee (FAAC) disbursed the sum of ₦2.34 trillion to the three tiers of government in December 2024 from the total revenue generated in November 2024.
2. The amount disbursed comprised:
 - ₦1.45 trillion recorded from the Statutory Account,
 - ₦178.00 billion from Augmentation for the month,
 - ₦36.64 billion from Electronic Money Transfer Levy (EMTL), and
 - ₦654.46 billion from Value Added Tax.
3. The allocations to the three tiers of government for December 2024 were:
 - Federal Government with a total of ₦569.66 billion
 - States with a total of ₦562.19 billion, and
 - Local Governments with a total of ₦410.56 billion.
4. The sum of ₦136.04 billion was shared among the oil-producing states from the 13% derivation fund.
5. The revenue generating agencies comprising Nigeria Customs Service (NCS), Federal Inland Revenue Service (FIRS), and Nigerian Upstream Petroleum Regulatory Commission (NUPRC) received ₦44.06 billion, ₦14.22 billion, and ₦25.96 billion respectively, as cost of revenue collections.

6. Further breakdown of revenue allocation distribution to the Federal Government of Nigeria (FGN) revealed that:

- ₦431.42 billion was disbursed to the FGN consolidated revenue account,
- ₦9.33 billion was received as a share of derivation and ecology,
- ₦4.66 billion as stabilization fund,
- ₦15.68 billion for the development of natural resources, and
- ₦14.83 billion to the Federal Capital Territory (FCT)- Abuja.

FEDERATION ACCOUNT ALLOCATION COMMITTEE (FAAC)

MARCH 2025 DISBURSEMENT

Summary of Gross Revenue Allocation by
Federation Account Allocation Committee for the Month
of February, 2025 Shared in March, 2025



FGN
N569.66 bn

Statutory Allocation

N366.26 bn

Others*

N111.98 bn

VAT

N91.41 bn



STATE
N 562.19 bn

Statutory Allocation

N185.77 bn

Others*

N71.71 bn

VAT

N304.71 bn



LGCs
N 410.56 bn

Statutory Allocation

N143.22 bn

Others*

N54.04 bn

VAT

N213.30 bn

13% Derivation Fund
N136.04 bn

Cost of Collection - NCS
N44.06 bn

Cost of Collection - FIRS
N14.22 bn

Cost of Collection- NUPRC
N25.96 bn

Allocation of North East Exploration fund for November, 2024
Development Commission
N18.85 bn

13% Derivation Refund on
withdrawals from JVC/ECA
N100.00 bn

13% Refunds on Subsidy,
Priority Projects
N18.16 bn

Transfer to Non-Oil Excess Account
N300.00 bn

Refund of 13% Derivation in respect
to NNPC MGT fee and frontier

N8.26 bn

13% Derivation Refund
on Signature Bonus
N100.00 bn

Transfer to NMDPRA
N31.82 bn



TOTAL

N2,344.64 bn






NB:- Others* for this month is the Distribution from Exchange Gain, and Electronic Money Transfer Levy (EMTL). See attached excel file for details

FEDERATION ACCOUNT ALLOCATION COMMITTEE (FAAC)

MARCH 2025 DISBURSEMENT

Distribution of Revenue Allocation to FGN by
Federation Account Allocation Committee for the Month
of February, 2025 Shared in March, 2025



BENEFICIARIES	NET STATUTORY ALLOCATION	OTHERS*	VAT	TOTAL
 FGN (CRF Account)	N230,914,642,860.16	N -15,032,431,221.66	N 85,320,099,911.92	N419,395,596,045.00
 Share of Derivation & Ecology	N6,952,597,875.25	N1,780,000,000.00	-	N8,978,101,594.94
 Stabilization	N3,476,298,937.63	N890,000,000.00	-	N4,611,802,657.32
 Development of Natural Resources	N11,680,364,430.42	N2,990,400,000.00	-	N14,085,836,114.68
 FCT-Abuja	N6,150,691,956.74	N1,759,774,474.28	N6,094,292,850.85	N15,219,111,449.46
TOTAL		N462,998,128,036.99		

FEDERATION ACCOUNT ALLOCATION COMMITTEE (FAAC)

MARCH 2025 DISBURSEMENT

Distribution of Revenue Allocation to State Governments by Federation Account Allocation Committee for the Month of February, 2025 Shared in March, 2025



ABIA

Net Statutory Allocation

N5,488,018,505.75

Others*

N1,715,710,152.73

VAT Allocation

N6,208,557,647.96

Share of Ecology

N79,811,738.15

TOTAL

N13,492,098,044.60



ADAMAWA

Net Statutory Allocation

N3,519,968,262.69

Others*

N1,790,776,643.99

VAT Allocation

N6,517,087,779.32

Share of Ecology

N169,811,928.92

TOTAL

N11,997,644,614.92



AKWA IBOM

Net Statutory Allocation

N30,011,427,138.68

Others*

N1,830,857,465.14

VAT Allocation

N7,433,461,265.29

Share of Ecology

N85,694,988.91

TOTAL

N39,361,440,858.03



ANAMBRA

Net Statutory Allocation

N5,064,756,935.97

Others*

N1,865,674,249.90

VAT Allocation

N7,544,590,869.31

Share of Ecology

N169,493,806.27

TOTAL

N14,644,515,861.46

FEDERATION ACCOUNT ALLOCATION COMMITTEE (FAAC)

MARCH 2025 DISBURSEMENT

Distribution of Revenue Allocation to State Governments by Federation Account Allocation Committee for the Month of February, 2025 Shared in March, 2025



BAUCHI

Net Statutory Allocation

N1,983,538,052.97

Others*

N2,144,611,805.92

VAT Allocation

N7,480,835,961.45

Share of Ecology

N203,906,727.65

TOTAL

N11,812,892,547.99



BAYELSA

Net Statutory Allocation

N31,161,325,631.84

Others*

N1,556,279,429.23

VAT Allocation

N6,263,145,156.90

Share of Ecology

N75,416,510.80

TOTAL

N39,056,166,728.77



BENUE

Net Statutory Allocation

N4,780,781,033.70

Others*

N2,008,029,531.48

VAT Allocation

N8,264,536,622.99

Share of Ecology

N95,587,869.26

TOTAL

N15,148,935,057.43



BORNO

Net Statutory Allocation

N5,430,527,467.83

Others*

N2,148,794,855.78

VAT Allocation

N7,036,109,735.88

Share of Ecology

N211,795,320.12

TOTAL





N14,827,227,379.61

FEDERATION ACCOUNT ALLOCATION COMMITTEE (FAAC)

MARCH 2025 DISBURSEMENT

Distribution of Revenue Allocation to State Governments by Federation Account Allocation Committee for the Month of February, 2025 Shared in March, 2025



 <p>CROSS RIVER</p>	<p>Net Statutory Allocation</p> <p>N2,022,723,397.02</p> <p>Share of Ecology</p> <p>N85,709,603.46</p>	<p>Others*</p> <p>N1,816,872,710.95</p>	<p>VAT Allocation</p> <p>N6,219,941,839.04</p> <p>TOTAL</p> <p>N10,145,247,550.47</p>
 <p>DELTA</p>	<p>Net Statutory Allocation</p> <p>N40,978,464,539.06</p> <p>Share of Ecology</p> <p>N86,542,783.89</p>	<p>Others*</p> <p>N1,889,057,339.19</p>	<p>VAT Allocation</p> <p>N7,994,280,457.51</p> <p>TOTAL</p> <p>N50,948,345,119.65</p>
 <p>EBONYI</p>	<p>Net Statutory Allocation</p> <p>N3,091,570,107.57</p> <p>Share of Ecology</p> <p>N152,507,732.68</p>	<p>Others*</p> <p>N1,803,413,208.98</p>	<p>VAT Allocation</p> <p>N5,970,640,278.05</p> <p>TOTAL</p> <p>N11,018,131,327.28</p>
 <p>EDO</p>	<p>Net Statutory Allocation</p> <p>N5,729,396,486.40</p> <p>Share of Ecology</p> <p>N79,697,511.49</p>	<p>Others*</p> <p>N1,771,603,300.09</p>	<p>VAT Allocation</p> <p>N7,771,882,839.02</p> <p>TOTAL</p> <p>N15,352,580,137.00</p>

FEDERATION ACCOUNT ALLOCATION COMMITTEE (FAAC)

MARCH 2025 DISBURSEMENT

Distribution of Revenue Allocation to State Governments by Federation Account Allocation Committee for the Month of February, 2025 Shared in March, 2025



EKITI

Net Statutory Allocation

N1,736,724,406.15

Others*

N1,603,795,952.00

VAT Allocation

N6,287,072,599.08

Share of Ecology

N152,421,673.46

TOTAL

N9,780,014,630.69



ENUGU

Net Statutory Allocation

N4,139,099,918.28

Others*

N1,867,100,553.85

VAT Allocation

N6,555,132,572.53

Share of Ecology

N171,434,001.54

TOTAL

N12,732,767,046.20



GOMBE

Net Statutory Allocation

N2,473,601,640.95

Others*

N1,731,011,080.55

VAT Allocation

N5,935,753,231.10

Share of Ecology

N80,283,385.17

TOTAL

N10,220,649,337.77



IMO

Net Statutory Allocation

N5,964,069,792.29

Others*

N1,878,342,399.70

VAT Allocation

N6,853,377,372.05

Share of Ecology

N88,618,758.77

TOTAL

N14,784,408,322.80

FEDERATION ACCOUNT ALLOCATION COMMITTEE (FAAC)

MARCH 2025 DISBURSEMENT

Distribution of Revenue Allocation to State Governments by Federation Account Allocation Committee for the Month of February, 2025 Shared in March, 2025



JIGAWA

Net Statutory Allocation

N4,893,228,463.23

Others*

N1,983,628,682.53

VAT Allocation

N7,561,769,850.09

Share of Ecology

N190,635,391.41

TOTAL

N14,629,262,387.27



KADUNA

Net Statutory Allocation

N1,501,330,172.16

Others*

N2,481,272,016.67

VAT Allocation

N8,627,202,163.86

Share of Ecology

N111,675,766.96

TOTAL

N12,721,480,119.65



KANO

Net Statutory Allocation

N5,794,491,434.20

Others*

N2,921,543,673.55

VAT Allocation

N11,292,799,192.52

Share of Ecology

N270,391,897.52

TOTAL

N20,279,226,197.79



KATSINA

Net Statutory Allocation

N4,215,822,012.83

Others*

N2,211,330,424.45

VAT Allocation

N8,190,712,588.45

Share of Ecology

N209,546,025.24

TOTAL

N14,827,411,050.97

FEDERATION ACCOUNT ALLOCATION COMMITTEE (FAAC)

MARCH 2025 DISBURSEMENT

Distribution of Revenue Allocation to State Governments by Federation Account Allocation Committee for the Month of February, 2025 Shared in March, 2025



KEBBI

**Net Statutory
Allocation**

N4,431,564,888.80

Others*

N1,874,015,934.48

**VAT
Allocation**

N6,605,464,723.79

**Share of
Ecology**

N90,000,540.55

TOTAL

N13,001,046,087.62



KOGI

**Net Statutory
Allocation**

N4,246,269,907.27

Others*

N2,313,139,866.10

**VAT
Allocation**

N6,657,881,105.42

**Share of
Ecology**

N94,203,395.66

TOTAL

N13,311,494,274.45



KWARA

**Net Statutory
Allocation**

N3,002,933,444.92

Others*

N1,796,465,310.94

**VAT
Allocation**

N6,273,276,572.40

**Share of
Ecology**

N75,871,059.37

TOTAL

N11,148,546,387.63



LAGOS

**Net Statutory
Allocation**

N-2,321,027,104.37

Others*

N4,993,971,686.99

**VAT
Allocation**

N36,794,784,459.28

**Share of
Ecology**

N228,363,498.57

TOTAL





N39,696,092,540.48

FEDERATION ACCOUNT ALLOCATION COMMITTEE (FAAC)

MARCH 2025 DISBURSEMENT

Distribution of Revenue Allocation to State Governments by Federation Account Allocation Committee for the Month of February, 2025 Shared in March, 2025







	Net Statutory Allocation	Others*	VAT Allocation	
	N3,786,087,775.79	N1,889,750,766.67	N5,613,297,199.92	
NASSARAWA	Share of Ecology N78,602,580.53	TOTAL N11,367,738,322.91		
	N3,788,615,641.97	N2,172,046,221.65	N6,998,966,998.25	
NIGER	Share of Ecology N100,961,514.99	TOTAL N13,060,590,376.87		
	N-37,596,472.54	N2,219,831,911.02	N6,896,156,204.97	
OGUN	Share of Ecology N158,372,724.07	TOTAL N9,236,764,367.52		
	N5,857,387,501.61	N1,808,003,976.04	N7,025,922,454.54	
ONDO	Share of Ecology N79,343,239.09	TOTAL N14,770,657,171.28		

FEDERATION ACCOUNT ALLOCATION COMMITTEE (FAAC)

MARCH 2025 DISBURSEMENT

Distribution of Revenue Allocation to State Governments by
Federation Account Allocation Committee for the Month
of February, 2025 Shared in March, 2025



	Net Statutory Allocation	Others*	VAT Allocation
OSUN	N2,254,400,959.10	N2,100,014,824.26	N6,848,687,366.12
	Share of Ecology	TOTAL	
	N155,469,437.24	N11,358,572,586.72	
	Net Statutory Allocation	Others*	VAT Allocation
OYO	N2,312,243,550.81	N2,257,660,348.74	N11,200,226,257.28
	Share of Ecology	TOTAL	
	N191,196,861.16	N15,961,327,017.99	
	Net Statutory Allocation	Others*	VAT Allocation
PLATEAU	N2,876,494,038.77	N1,982,818,627.03	N6,605,196,777.95
	Share of Ecology	TOTAL	
	N89,005,289.21	N11,553,514,732.95	
	Net Statutory Allocation	Others*	VAT Allocation
RIVERS	N24,249,005,684.62	N2,080,007,660.37	N18,243,241,569.96
	Share of Ecology	TOTAL	
	N91,921,403.02	N44,664,176,317.97	

FEDERATION ACCOUNT ALLOCATION COMMITTEE (FAAC)

MARCH 2025 DISBURSEMENT

Distribution of Revenue Allocation to State Governments by Federation Account Allocation Committee for the Month of February, 2025 Shared in March, 2025



SOKOTO

Net Statutory Allocation

N3,964,667,927.48

Others*

N1,939,821,728.02

VAT Allocation

N7,159,485,769.27

Share of Ecology

N187,870,658.03

TOTAL

N13,251,846,082.81



TARABA

Net Statutory Allocation

N3,805,661,734.25

Others*

N1,733,075,963.13

VAT Allocation

N5,779,689,160.94

Share of Ecology

N82,103,402.26

TOTAL

N11,400,530,260.59



YOBE

Net Statutory Allocation

N3,704,440,907.65

Others*

N1,730,540,074.51

VAT Allocation

N5,906,998,397.57

Share of Ecology

N169,276,136.33

TOTAL

N11,511,255,516.06



ZAMFARA

Net Statutory Allocation

N3,581,881,556.73

Others*

N1,783,737,660.07

VAT Allocation

N6,428,624,055.96

Share of Ecology

N169,636,645.05

TOTAL

N11,963,879,917.81

CONTACT



National Bureau of Statistics

Head Office

No 1, Wole Olanipekun Street,
Formerly, Plot 762 Independence Avenue
Off Constitution Avenue,
CBD, Abuja, F. C. T.

Alesanmi Folorunsho

Information Desk

Head, Communications & Public Relations
Department (C&PRD)
Phone: +2347064643933
falesanmi@nigerianstat.gov.ng

Moses Mathew

Statistical Information Officer

Phone: +2347069071157
matmoses@nigerianstat.gov.ng



@nbs_nigeria



NBSNigeria



nbs_nigeria

