



NATIONAL BUREAU OF STATISTICS

Federation Account Allocation Committee (FAAC)

(April 2025 Disbursement)

Report Date: July 2025



CONTENT

Methodology	3
Key Highlights	4
Summary of Gross Revenue Allocation by FAAC	6
Distribution of Revenue Allocation to FGN by FAAC	7
Distribution of Revenue Allocation to State by FAAC	8
Contact	17



METHODOLOGY

The Federation Account Allocation Committee (FAAC) data is provided statutorily by the Office of the Accountant General of the Federation (OAGF), and reported by the National Bureau of Statistics

KEY HIGHLIGHTS

1. The Federation Account Allocation Committee (FAAC) disbursed the sum of ₦2.41 trillion to the three tiers of government in April 2025 from the total revenue generated in March 2025.
2. The amount disbursed comprised:
 - ₦1.72 trillion recorded from the Statutory Account,
 - ₦28.71 billion from Exchange Gain,
 - ₦26.01 billion from Electronic Money Transfer Levy (EMTL), and
 - ₦637.62 billion from Value Added Tax.
3. The allocations to the three tiers of government for December 2024 were:
 - Federal Government with a total of ₦528.70 billion
 - States with a total of ₦530.45 billion, and
 - Local Governments with a total of ₦387.00 billion.
4. The sum of ₦132.61 billion was shared among the oil-producing states from the 13% derivation fund.
5. The revenue generating agencies comprising Nigeria Customs Service (NCS), Federal Inland Revenue Service (FIRS), and Nigerian Upstream Petroleum Regulatory Commission (NUPRC) received ₦42.44 billion, ₦18.20 billion, and ₦24.72 billion respectively, as cost of revenue collections.

6. Further breakdown of revenue allocation distribution to the Federal Government of Nigeria (FGN) revealed that:

- ₦381.38 billion was disbursed to the FGN consolidated revenue account,
- ₦8.27 billion was received as a share of derivation and ecology,
- ₦4.14 billion as stabilization fund,
- ₦13.90 billion for the development of natural resources, and
- ₦14.09 billion to the Federal Capital Territory (FCT)- Abuja.

FEDERATION ACCOUNT ALLOCATION COMMITTEE (FAAC)

APRIL 2025 DISBURSEMENT

Summary of Gross Revenue Allocation by
Federation Account Allocation Committee for the Month
of March, 2025 Shared in April, 2025



FGN
N528.70 bn

**Statutory
Allocation**

N422.48 bn

Others*

N17.15 bn

VAT

N89.06 bn



STATE
N530.45 bn

**Statutory
Allocation**

N214.29 bn

Others*

N19.28 bn

VAT

N296.87 bn



LGCs
N387.00 bn

**Statutory
Allocation**

N165.21 bn

Others*

N13.98 bn

VAT

N207.81 bn

13% Derivation Fund

N132.61 bn

13% Derivation Refund on
withdrawals from JVC/ECA

N100.00 bn

Third Tranche of Funding
for the Presidential
Metering Initiative

N100.00 bn

Cost of Collection - NCS

N42.44 bn

13% Refunds on Subsidy,
Priority Projects

N18.16 bn

Transfer to NMDPRA

N52.99 bn

Cost of Collection - FIRS

N18.20 bn

Transfer to Non-Oil Excess Account

N400.00 bn

13% NLNG Refunds
to
Oil Producing States

N100.00 bn

Cost of Collection- NUPRC

N24.73 bn

Refund of 13% Derivation in respect
to NNPC MGT fee and frontier
Exploration fund for October, 2024

N9.96 bn

13% Derivation Refund
on
Signature Bonus

Allocation of North East
Development Commission

N18.36 bn

N47.71 bn



N2,411.31 bn

TOTAL






NB:- Others* for this month is the Distribution from Exchange Gain, and Electronic Money Transfer Levy (EMTL). See attached Excel file for details

FEDERATION ACCOUNT ALLOCATION COMMITTEE (FAAC)

APRIL 2025 DISBURSEMENT

Distribution of Revenue Allocation to FGN by
Federation Account Allocation Committee for the Month
of March, 2025 Shared in April, 2025



BENEFICIARIES	NET STATUTORY ALLOCATION	OTHERS*	VAT	TOTAL
 FGN (CRF Account)	N 282,416,885,660.72	N 15,834,583,710.39	N 83,124,935,992.81	N 381,376,405,363.92
 Share of Derivation & Ecology	N 8,019,835,979.18	N 254,406,451.67	-	N 8,274,242,430.85
 Stabilization	N 4,009,917,989.59	N 127,203,225.84	-	N 4,137,121,215.43
 Development of Natural Resources	N13,473,324,445.03	N 427,402,838.80	-	N 13,900,727,283.83
 FCT-Abuja	N 7,647,901,677.18	N 504,111,509.13	N 5,937,495,428.06	N 14,089,508,614.37
TOTAL	N 421,778,004,908.40			

FEDERATION ACCOUNT ALLOCATION COMMITTEE (FAAC)

APRIL 2025 DISBURSEMENT

Distribution of Revenue Allocation to State Governments by Federation Account Allocation Committee for the Month of March, 2025 Shared in April, 2025



ABIA

Net Statutory Allocation

N6,343,562,775.63

Others*

N507,488,007.13

VAT Allocation

N6,119,703,078.79

Share of Ecology

N73,554,711.24

TOTAL

N13,044,308,572.80



ADAMAWA

Net Statutory Allocation

N4,380,433,857.82

Others*

N446,502,779.78

VAT Allocation

N6,704,592,773.29

Share of Ecology

N156,499,127.65

TOTAL

N11,688,028,538.54



AKWA IBOM

Net Statutory Allocation

N30,353,279,881.40

Others*

N1,157,086,990.13

VAT Allocation

N7,369,952,338.62

Share of Ecology

N78,976,730.87

TOTAL

N38,959,295,941.03



ANAMBRA

Net Statutory Allocation

N6,865,719,229.97

Others*

N582,423,461.56

VAT Allocation

N7,172,986,548.16

Share of Ecology

N156,205,944.96

TOTAL





N14,777,335,184.65

FEDERATION ACCOUNT ALLOCATION COMMITTEE (FAAC)

APRIL 2025 DISBURSEMENT

Distribution of Revenue Allocation to State Governments by
Federation Account Allocation Committee for the Month
of March, 2025 Shared in April, 2025







 BAUCHI	Net Statutory Allocation	Others*	VAT Allocation
	N3,420,131,071.87	N519,538,360.69	N7,423,502,120.51
	Share of Ecology	TOTAL	
	N187,920,985.30	N11,551,092,538.37	
 BAYELSA	Net Statutory Allocation	Others*	VAT Allocation
	N31,655,990,481.31	N1,076,665,879.88	N6,164,841,915.76
	Share of Ecology	TOTAL	
	N69,504,057.96	N38,967,002,334.91	
 BENUE	Net Statutory Allocation	Others*	VAT Allocation
	N5,749,462,343.68	N499,022,105.82	N6,885,817,503.35
	Share of Ecology	TOTAL	
	N88,094,035.84	N13,222,395,988.69	
 BORNO	Net Statutory Allocation	Others*	VAT Allocation
	N6,503,687,533.67	N520,332,016.91	N7,240,559,285.42
	Share of Ecology	TOTAL	
	N195,191,133.21	N14,459,769,969.21	

FEDERATION ACCOUNT ALLOCATION COMMITTEE (FAAC)

APRIL 2025 DISBURSEMENT

Distribution of Revenue Allocation to State Governments by Federation Account Allocation Committee for the Month of March, 2025 Shared in April, 2025



 CROSS RIVER	Net Statutory Allocation	Others*	VAT Allocation
	N2,378,951,226.35	N445,508,436.83	N6,038,833,303.60
	Share of Ecology	TOTAL	
	N78,990,199.67	N8,942,283,166.46	
 DELTA	Net Statutory Allocation	Others*	VAT Allocation
	N41,900,530,747.77	N1,539,800,219.92	N7,418,623,587.33
	Share of Ecology	TOTAL	
	N79,758,060.99	N50,938,712,616.01	
 EBONYI	Net Statutory Allocation	Others*	VAT Allocation
	N3,857,728,427.31	N399,623,100.22	N5,742,956,313.77
	Share of Ecology	TOTAL	
	N140,551,534.14	N10,140,859,375.44	
 EDO	Net Statutory Allocation	Others*	VAT Allocation
	N5,858,716,735.59	N538,448,501.83	N6,765,294,708.77
	Share of Ecology	TOTAL	
	N73,449,439.64	N13,235,909,385.83	

FEDERATION ACCOUNT ALLOCATION COMMITTEE (FAAC)

APRIL 2025 DISBURSEMENT

Distribution of Revenue Allocation to State Governments by Federation Account Allocation Committee for the Month of March, 2025 Shared in April, 2025



EKITI

Net Statutory Allocation

N2,509,040,116.59

Others*

N408,076,890.63

VAT Allocation

N5,833,301,439.50

Share of Ecology

N140,472,221.72

TOTAL

N8,890,890,668.45



ENUGU

Net Statutory Allocation

N5,007,750,482.82

Others*

N477,161,588.17

VAT Allocation

N6,454,780,491.77

Share of Ecology

N157,994,034.12

TOTAL

N12,097,686,596.88



GOMBE

Net Statutory Allocation

N3,287,188,294.96

Others*

N409,541,249.01

VAT Allocation

N5,798,962,686.74

Share of Ecology

N73,989,382.39

TOTAL

N9,569,681,613.10



IMO

Net Statutory Allocation

N6,645,345,298.79

Others*

N584,072,883.59

VAT Allocation

N6,724,331,603.60

Share of Ecology

N81,671,284.99

TOTAL

N14,035,421,070.96

FEDERATION ACCOUNT ALLOCATION COMMITTEE (FAAC)

APRIL 2025 DISBURSEMENT

Distribution of Revenue Allocation to State Governments by
Federation Account Allocation Committee for the Month
of March, 2025 Shared in April, 2025



JIGAWA

Net Statutory Allocation

N5,859,171,851.82

Others*

N493,916,507.18

VAT Allocation

N7,439,233,568.43

Share of Ecology

N175,690,086.35

TOTAL

N13,968,012,013.79



KADUNA

Net Statutory Allocation

N2,633,045,201.19

Others*

N606,381,343.29

VAT Allocation

N8,217,943,779.49

Share of Ecology

N102,920,685.37

TOTAL

N11,560,291,009.35



KANO

Net Statutory Allocation

N7,164,558,468.55

Others*

N758,400,890.22

VAT Allocation

N10,998,803,906.58

Share of Ecology

N249,193,895.58

TOTAL

N19,170,957,160.93



KATSINA

Net Statutory Allocation

N5,277,584,973.96

Others*

N561,871,724.37

VAT Allocation

N7,978,737,182.09

Share of Ecology

N193,118,177.03

TOTAL

N14,011,312,057.45

FEDERATION ACCOUNT ALLOCATION COMMITTEE (FAAC)

APRIL 2025 DISBURSEMENT

Distribution of Revenue Allocation to State Governments by Federation Account Allocation Committee for the Month of March, 2025 Shared in April, 2025



KEBBI

Net Statutory Allocation

N5,343,658,997.53

Others*

N455,169,549.44

VAT Allocation

N6,377,119,353.67

Share of Ecology

N82,944,738.77

TOTAL

N12,258,892,639.41



KOGI

Net Statutory Allocation

N5,200,921,050.99

Others*

N473,253,419.49

VAT Allocation

N6,566,971,110.60

Share of Ecology

N86,818,101.27

TOTAL

N12,327,963,682.35



KWARA

Net Statutory Allocation

N3,771,805,873.45

Others*

N413,617,668.03

VAT Allocation

N5,792,585,373.98

Share of Ecology

N69,922,971.14

TOTAL

N10,047,931,886.60



LAGOS

Net Statutory Allocation

N-1,163,916,611.92

Others*

N2,174,968,799.06

VAT Allocation

N33,810,784,251.21

Share of Ecology

N210,460,410.76

TOTAL

N35,032,296,849.10

FEDERATION ACCOUNT ALLOCATION COMMITTEE (FAAC)

APRIL 2025 DISBURSEMENT

Distribution of Revenue Allocation to State Governments by
Federation Account Allocation Committee for the Month
of March, 2025 Shared in April, 2025



NASSARAWA

Net Statutory Allocation

N4,582,641,263.87

Others*

N400,674,935.81

VAT Allocation

N5,675,095,833.17

Share of Ecology

N72,440,348.34

TOTAL

N10,730,852,381.20



NIGER

Net Statutory Allocation

N4,811,784,669.73

Others*

N507,707,684.79

VAT Allocation

N6,779,445,102.66

Share of Ecology

N93,046,402.11

TOTAL

N12,191,983,859.29



OGUN

Net Statutory Allocation

N764,873,019.70

Others*

N493,351,788.49

VAT Allocation

N6,946,317,692.34

Share of Ecology

N145,956,725.88

TOTAL

N8,350,499,226.41



ONDO

Net Statutory Allocation

N7,219,260,382.79

Others*

N547,733,160.91

VAT Allocation

N6,595,443,432.10

Share of Ecology

N73,122,941.25

TOTAL

N14,435,559,917.04

FEDERATION ACCOUNT ALLOCATION COMMITTEE (FAAC)

APRIL 2025 DISBURSEMENT

Distribution of Revenue Allocation to State Governments by
Federation Account Allocation Committee for the Month
of March, 2025 Shared in April, 2025



OSUN

Net Statutory Allocation

N3,042,159,590.49

Others*

N450,087,970.38

VAT Allocation

N6,651,868,436.51

Share of Ecology

N143,281,048.98

TOTAL

N10,287,397,046.36



OYO

Net Statutory Allocation

N3,281,031,888.54

Others*

N584,552,160.89

VAT Allocation

N11,114,084,678.44

Share of Ecology

N176,207,538.37

TOTAL

N15,155,876,266.23



PLATEAU

Net Statutory Allocation

N4,179,332,190.09

Others*

N464,979,929.27

VAT Allocation

N6,376,446,557.56

Share of Ecology

N82,027,512.47

TOTAL

N11,102,786,189.39



RIVERS

Net Statutory Allocation

N22,201,569,806.79

Others*

N1,117,506,897.91

VAT Allocation

N21,018,821,245.35

Share of Ecology

N84,715,010.76

TOTAL





N44,422,612,960.80

FEDERATION ACCOUNT ALLOCATION COMMITTEE (FAAC)

APRIL 2025 DISBURSEMENT

Distribution of Revenue Allocation to State Governments by Federation Account Allocation Committee for the Month of March, 2025 Shared in April, 2025



 SOKOTO	Net Statutory Allocation	Others*	VAT Allocation
	N4,916,602,501.06	N480,264,459.53	N6,837,804,471.41
	Share of Ecology	TOTAL	
	N173,142,100.67	N12,407,813,532.67	
 TARABA	Net Statutory Allocation	Others*	VAT Allocation
	N4,637,692,324.26	N413,076,319.21	N5,752,939,767.12
	Share of Ecology	TOTAL	
	N75,666,715.01	N10,879,375,125.59	
 YOBE	Net Statutory Allocation	Others*	VAT Allocation
	N4,562,257,638.61	N417,908,973.78	N5,944,414,728.25
	Share of Ecology	TOTAL	
	N156,005,339.76	N11,080,586,680.40	
 ZAMFARA	Net Statutory Allocation	Others*	VAT Allocation
	N4,441,464,973.87	N443,576,599.18	N6,473,017,786.45
	Share of Ecology	TOTAL	
	N156,337,585.58	N11,514,396,945.07	

CONTACT



National Bureau of Statistics

Head Office

No 1, Wole Olanipekun Street,
Formerly, Plot 762 Independence Avenue
Off Constitution Avenue,
CBD, Abuja, F. C. T.

Alesanmi Folorunsho

Information Desk

Head, Communications & Public Relations
Department (C&PRD)
Phone: +2347064643933
falesanmi@nigerianstat.gov.ng

Moses Mathew

Statistical Information Officer

Phone: +2347069071157
matmoses@nigerianstat.gov.ng



@nbs_nigeria



NBSNigeria



nbs_nigeria



CONTACT



National Bureau of Statistics

Head Office

No 1, Wole Olanipekun Street,
Formerly, Plot 762 Independence Avenue
Off Constitution Avenue,
CBD, Abuja, F. C. T.

Mr. Ichedi S.J

Information Desk

Director, Communication & Public Relations
Department (C&PRD)
Phone: +2348037051701
sjichedi@nigerianstat.gov.ng

Moses Mathew

Statistical Information Officer

Phone: +2347069071157
matmoses@nigerianstat.gov.ng



@nbs_nigeria



NBSNigeria



nbs_nigeria

