



NATIONAL BUREAU OF STATISTICS

Federation Account Allocation Committee (FAAC)

(August 2025 Disbursement)

Report Date: September 2025



CONTENT

Methodology	3
Key Highlights	4
Summary of Gross Revenue Allocation by FAAC	6
Distribution of Revenue Allocation to FGN by FAAC	7
Distribution of Revenue Allocation to State by FAAC	8
Contact	17



METHODOLOGY

The Federation Account Allocation Committee (FAAC) data is provided statutorily by the Office of the Accountant General of the Federation (OAGF), and reported by the National Bureau of Statistics.

KEY HIGHLIGHTS

1. The Federation Account Allocation Committee (FAAC) disbursed the sum of ₦3.83 trillion to the three tiers of government in August 2025 from the total revenue generated in July 2025
2. The amount disbursed comprised:
 - ₦3.07 trillion recorded from the Statutory Account,
 - ₦39.74 billion from Exchange Gain,
 - ₦39.16 billion from Electronic Money Transfer Levy (EMTL), and
 - ₦687.93 billion from Value Added Tax.
3. The allocations to the three tiers of government for August 2025 were:
 - Federal Government with a total of ₦735.08 billion
 - States with a total of ₦660.34 billion, and
 - Local Governments with a total of ₦485.03 billion.
4. The sum of ₦120.35 billion was shared among the oil-producing states from the 13% derivation fund.
5. The revenue generating agencies comprising Nigeria Customs Service (NCS), Federal Inland Revenue Service (FIRS), and Nigerian Upstream Petroleum Regulatory Commission (NUPRC) received ₦27.89 billion, ₦95.86 billion, and ₦28.92 billion respectively, as cost of revenue collections.

6. Further breakdown of revenue allocation distribution to the Federal Government of Nigeria (FGN) revealed that:

- ₦570.61 billion was disbursed to the FGN consolidated revenue account,
- ₦12.02 billion was received as a share of derivation and ecology,
- ₦6.01 billion as stabilization fund,
- ₦20.19 billion for the development of natural resources, and
- ₦18.44 billion to the Federal Capital Territory (FCT)- Abuja.

FEDERATION ACCOUNT ALLOCATION COMMITTEE (FAAC)

AUGUST 2025 DISBURSEMENT

Summary of Gross Revenue Allocation by
Federation Account Allocation Committee for the Month
of July, 2025 Shared in August, 2025



FGN
N735.08 bn

**Statutory
Allocation**
N613.81 bn

Others*
N25.18 bn

VAT
N96.09 bn



STATE
N660.35 bn

**Statutory
Allocation**
N311.33 bn

Others*
N28.71 bn

VAT
N320.30 bn



LGCs
N485.04 bn

**Statutory
Allocation**
N240.02 bn

Others*
N20.80 bn

VAT
N224.21 bn

13% Derivation Fund
N120.36 bn

Cost of Collection - NCS
N27.89 bn

Cost of Collection - FIRS
N95.86 bn

Cost of Collection- NUPRC
N28.93 bn

Transfer to MDGIF
- Gas Flared
N50.98 bn

13% Derivation Refund on
withdrawals from JVC/ECA
N100.00 bn

13% Refunds on Subsidy,
Priority Projects
N18.16 bn

North East
Development Commission
N19.81 bn

Transfer to Non-Oil
Excess Account
N1,156.93 bn

13% Derivation in respect
to NNPC MGT fee and Frontier
Exploration Fund for November, 2024
N1.78 bn

Refund to NCS
N0.29 bn

13% NLNG Refunds to
Oil Producing States
N300.00 bn

NEC Ad-Hoc Committee on
Crude Oil Theft
Prevention and Control
N25.00 bn

10.5% of Non-Oil
Federation Revenue to RMAFC
N10.51 bn



TOTAL

N3,836.98 bn






NB:- Others* for this month is the Distribution from Exchange Gain and Electronic Money Transfer Levy (EMTL) See tables in appendix for details

FEDERATION ACCOUNT ALLOCATION COMMITTEE (FAAC)

AUGUST 2025 DISBURSEMENT

Distribution of Revenue Allocation to FGN by
Federation Account Allocation Committee for the Month
of July, 2025 Shared in August, 2025



BENEFICIARIES	NET STATUTORY ALLOCATION	OTHERS*	VAT	TOTAL
 FGN (CRF Account)	N457,675,591,380.34	N23,257,784,997.47	N89,685,348,000.81	N 570,618,724,378.61
 Share of Derivation & Ecology	N11,651,576,241.73	N371,001,291.86	-	N12,022,577,533.59
 Stabilization	N5,825,788,120.86	N185,500,645.93	-	N6,011,288,766.79
 Development of Natural Resources	N19,574,648,086.10	N 623,282,170.32	-	N20,197,930,256.42
 FCT-Abuja	N11,291,701,788.73	N 747,017,173.46	N 6,406,096,285.77	N18,444,815,247.96
TOTAL	N627,295,336,183.37			

FEDERATION ACCOUNT ALLOCATION COMMITTEE (FAAC)

AUGUST 2025 DISBURSEMENT

Distribution of Revenue Allocation to State Governments by Federation Account Allocation Committee for the Month of July, 2025 Shared in August, 2025



ABIA

Net Statutory Allocation

N8,112,913,018.00

Others*

N706,452,325.21

VAT Allocation

N6,531,754,867.39

Share of Ecology

N106,875,913.57

TOTAL

N15,457,996,124.17



ADAMAWA

Net Statutory Allocation

N6,890,073,430.16

Others*

N662,707,664.98

VAT Allocation

N7,022,848,715.01

Share of Ecology

N227,395,185.94

TOTAL

N14,803,024,996.08



AKWA IBOM

Net Statutory Allocation

N30,541,031,673.60

Others*

N1,276,429,571.49

VAT Allocation

N8,453,263,543.37

Share of Ecology

N114,754,175.77

TOTAL

N40,385,478,964.23



ANAMBRA

Net Statutory Allocation

N9,241,528,341.53

Others*

N832,888,651.87

VAT Allocation

N7,970,210,152.89

Share of Ecology

N226,969,187.83

TOTAL

N18,271,596,334.12

FEDERATION ACCOUNT ALLOCATION COMMITTEE (FAAC)

AUGUST 2025 DISBURSEMENT

Distribution of Revenue Allocation to State Governments by Federation Account Allocation Committee for the Month of July, 2025 Shared in August, 2025



BAUCHI

Net Statutory Allocation

N5,893,161,376.02

Others*

N771,423,315.15

VAT Allocation

N7,965,779,309.61

Share of Ecology

N273,051,537.32

TOTAL

N14,903,415,538.10



BAYELSA

Net Statutory Allocation

N31,884,368,385.81

Others*

N1,134,151,642.95

VAT Allocation

N8,404,950,804.85

Share of Ecology

N100,990,263.78

TOTAL

N41,524,461,097.39



BENUE

Net Statutory Allocation

N8,585,626,315.67

Others*

N738,679,861.84

VAT Allocation

N7,839,698,224.24

Share of Ecology

N128,001,733.70

TOTAL

N17,292,006,135.45



BORNO

Net Statutory Allocation

N9,622,204,726.47

Others*

N771,163,442.52

VAT Allocation

N7,603,412,552.14

Share of Ecology

N283,615,152.98

TOTAL





N18,280,395,874.11

FEDERATION ACCOUNT ALLOCATION COMMITTEE (FAAC)

AUGUST 2025 DISBURSEMENT

Distribution of Revenue Allocation to State Governments by Federation Account Allocation Committee for the Month of July, 2025 Shared in August, 2025



	<p>Net Statutory Allocation</p> <p>N4,620,983,760.84</p> <p>Share of Ecology</p> <p>N114,773,746.10</p>	<p>Others*</p> <p>N660,979,851.38</p>	<p>VAT Allocation</p> <p>N6,768,290,112.47</p>	<p>TOTAL</p> <p>N12,165,027,470.79</p>
	<p>Net Statutory Allocation</p> <p>N40,232,288,055.49</p> <p>Share of Ecology</p> <p>N115,889,458.18</p>	<p>Others*</p> <p>N1,604,507,621.63</p>	<p>VAT Allocation</p> <p>N8,749,974,244.87</p>	<p>TOTAL</p> <p>N50,702,659,380.16</p>
	<p>Net Statutory Allocation</p> <p>N5,327,507,434.76</p> <p>Share of Ecology</p> <p>N204,223,133.51</p>	<p>Others*</p> <p>N592,537,226.01</p>	<p>VAT Allocation</p> <p>N6,448,052,122.62</p>	<p>TOTAL</p> <p>N12,572,319,916.90</p>
	<p>Net Statutory Allocation</p> <p>N9,243,120,813.44</p> <p>Share of Ecology</p> <p>N106,722,952.62</p>	<p>Others*</p> <p>N768,027,495.33</p>	<p>VAT Allocation</p> <p>N7,721,637,198.89</p>	<p>TOTAL</p> <p>N17,839,508,460.28</p>

FEDERATION ACCOUNT ALLOCATION COMMITTEE (FAAC)

AUGUST 2025 DISBURSEMENT

Distribution of Revenue Allocation to State Governments by Federation Account Allocation Committee for the Month of July, 2025 Shared in August, 2025



EKITI

**Net Statutory
Allocation**

N4,917,985,067.63

Others*

N605,354,459.14

**VAT
Allocation**

N6,507,578,637.42

**Share of
Ecology**

N204,107,891.58

TOTAL

N12,235,026,055.77



ENUGU

**Net Statutory
Allocation**

N7,177,202,701.10

Others*

N709,583,678.53

**VAT
Allocation**

N6,901,738,082.69

**Share of
Ecology**

N229,567,303.70

TOTAL

N15,018,091,766.02



GOMBE

**Net Statutory
Allocation**

N5,460,964,234.43

Others*

N608,263,492.10

**VAT
Allocation**

N6,759,863,160.73

**Share of
Ecology**

N107,507,496.17

TOTAL

N12,936,598,383.43



IMO

**Net Statutory
Allocation**

N8,772,160,117.92

Others*

N806,831,511.81

**VAT
Allocation**

N7,478,850,080.61

**Share of
Ecology**

N118,669,396.53

TOTAL

N17,176,511,106.86

FEDERATION ACCOUNT ALLOCATION COMMITTEE (FAAC)

AUGUST 2025 DISBURSEMENT

Distribution of Revenue Allocation to State Governments by Federation Account Allocation Committee for the Month of July, 2025 Shared in August, 2025



JIGAWA

**Net Statutory
Allocation**

N8,634,270,964.45

Others*

N733,393,744.65

**VAT
Allocation**

N7,973,389,647.63

**Share of
Ecology**

N255,279,888.48

TOTAL

N17,596,334,245.22



KADUNA

**Net Statutory
Allocation**

N6,167,257,822.51

Others*

N897,354,866.99

**VAT
Allocation**

N8,971,404,795.95

**Share of
Ecology**

N149,545,040.53

TOTAL

N16,185,562,525.98



KANO

**Net Statutory
Allocation**

N11,179,007,737.95

Others*

N1,116,602,065.95

**VAT
Allocation**

N12,308,384,718.77

**Share of
Ecology**

N362,081,840.80

TOTAL

N24,966,076,363.47



KATSINA

**Net Statutory
Allocation**

N8,017,236,580.05

Others*

N831,785,539.15

**VAT
Allocation**

N8,599,278,781.76

**Share of
Ecology**

N280,603,121.79

TOTAL

N17,728,904,022.76

FEDERATION ACCOUNT ALLOCATION COMMITTEE (FAAC)

AUGUST 2025 DISBURSEMENT

Distribution of Revenue Allocation to State Governments by Federation Account Allocation Committee for the Month of July, 2025 Shared in August, 2025



KEBBI

**Net Statutory
Allocation**

N8,006,579,172.29

Others*

N673,971,578.09

**VAT
Allocation**

N6,907,306,478.30

**Share of
Ecology**

N120,519,740.78

TOTAL

N15,708,376,969.45



KOGI

**Net Statutory
Allocation**

N8,004,657,919.57

Others*

N698,851,805.09

**VAT
Allocation**

N6,994,982,229.80

**Share of
Ecology**

N126,147,784.84

TOTAL

N15,824,639,739.30



KWARA

**Net Statutory
Allocation**

N6,014,156,889.06

Others*

N611,614,160.94

**VAT
Allocation**

N6,644,606,405.23

**Share of
Ecology**

N101,598,949.86

TOTAL

N13,371,976,405.08



LAGOS

**Net Statutory
Allocation**

N3,764,255,869.29

Others*

N3,352,267,644.56

**VAT
Allocation**

N34,420,980,312.22

**Share of
Ecology**

N305,801,603.86

TOTAL



N41,843,305,429.93

FEDERATION ACCOUNT ALLOCATION COMMITTEE (FAAC)

AUGUST 2025 DISBURSEMENT

Distribution of Revenue Allocation to State Governments by Federation Account Allocation Committee for the Month of July, 2025 Shared in August, 2025



	Net Statutory Allocation	Others*	VAT Allocation	
 NASSARAWA	N7,026,424,441.03	N595,024,193.22	N6,257,272,351.09	
	Share of Ecology			TOTAL
	N105,256,730.37			N13,983,977,715.71
 NIGER	N7,853,694,428.13	N751,162,350.04	N7,416,851,087.25	
	Share of Ecology			TOTAL
	N135,197,583.70			N16,156,905,449.11
 OGUN	N3,229,489,469.09	N734,388,763.29	N7,833,793,432.76	
	Share of Ecology			TOTAL
	N212,076,944.58			N12,009,748,609.73
 ONDO	N9,700,628,618.87	N759,201,155.13	N7,231,315,426.97	
	Share of Ecology			TOTAL
	N106,248,546.38			N17,797,393,747.34

FEDERATION ACCOUNT ALLOCATION COMMITTEE (FAAC)

AUGUST 2025 DISBURSEMENT

Distribution of Revenue Allocation to State Governments by Federation Account Allocation Committee for the Month of July, 2025 Shared in August, 2025



	Net Statutory Allocation	Others*	VAT Allocation
OSUN	N5,444,489,999.52	N667,853,854.01	N6,995,394,888.76
	Share of Ecology	TOTAL	
	N208,189,152.64	N13,315,927,894.93	
	Net Statutory Allocation	Others*	VAT Allocation
OYO	N5,947,203,280.15	N863,750,962.68	N12,598,552,754.25
	Share of Ecology	TOTAL	
	N256,031,752.72	N19,665,538,749.81	
	Net Statutory Allocation	Others*	VAT Allocation
PLATEAU	N6,818,954,795.66	N689,053,913.68	N7,083,496,895.79
	Share of Ecology	TOTAL	
	N119,186,999.51	N14,710,692,604.65	
	Net Statutory Allocation	Others*	VAT Allocation
RIVERS	N23,676,167,344.55	N1,263,692,461.04	N16,583,620,946.30
	Share of Ecology	TOTAL	
	N123,091,968.07	N41,646,572,719.96	

FEDERATION ACCOUNT ALLOCATION COMMITTEE (FAAC)

AUGUST 2025 DISBURSEMENT

Distribution of Revenue Allocation to State Governments by Federation Account Allocation Committee for the Month of July, 2025 Shared in August, 2025



SOKOTO

**Net Statutory
Allocation**

N7,717,373,199.90

Others*

N711,866,615.46

**VAT
Allocation**

N7,639,904,051.04

**Share of
Ecology**

N251,577,633.48

TOTAL

N16,320,721,499.89



TARABA

**Net Statutory
Allocation**

N7,103,768,845.44

Others*

N613,382,971.14

**VAT
Allocation**

N6,153,157,944.40

**Share of
Ecology**

N109,944,681.40

TOTAL

N13,980,254,442.38



YOBE

**Net Statutory
Allocation**

N7,053,937,576.98

Others*

N619,684,859.66

**VAT
Allocation**

N6,575,270,459.92

**Share of
Ecology**

N226,677,705.97

TOTAL

N14,475,570,602.53



ZAMFARA

**Net Statutory
Allocation**

N6,969,032,104.76

Others*

N657,253,670.12

**VAT
Allocation**

N7,301,923,683.64

**Share of
Ecology**

N227,160,463.30

TOTAL

N15,155,369,921.81

CONTACT



National Bureau of Statistics

Head Office

No 1, Wole Olanipekun Street,
Formerly, Plot 762 Independence Avenue
Off Constitution Avenue,
CBD, Abuja, F. C. T.

Alesanmi Folorunsho

Information Desk

Head, Communications & Public Relations
Department (C&PRD)
Phone: +2347064643933
falesanmi@nigerianstat.gov.ng

Moses Mathew

Statistical Information Officer

Phone: +2347069071157
matmoses@nigerianstat.gov.ng



@nbs_nigeria



NBSNigeria



nbs_nigeria

