



NATIONAL BUREAU OF STATISTICS

Federation Account Allocation Committee (FAAC)

(July 2025 Disbursement)

Report Date: September 2025



CONTENT

Methodology	3
Key Highlights	4
Summary of Gross Revenue Allocation by FAAC	6
Distribution of Revenue Allocation to FGN by FAAC	7
Distribution of Revenue Allocation to State by FAAC	8
Contact	17



METHODOLOGY

The Federation Account Allocation Committee (FAAC) data is provided statutorily by the Office of the Accountant General of the Federation (OAGF), and reported by the National Bureau of Statistics.

KEY HIGHLIGHTS

1. The Federation Account Allocation Committee (FAAC) disbursed the sum of ~~₦4.33~~ trillion to the three tiers of government in July 2025 from the total revenue generated in June 2025
2. The amount disbursed comprised:
 - ~~₦3.48~~ trillion recorded from the Statutory Account,
 - ~~₦38.84~~ billion from Exchange Gain,
 - ~~₦30.37~~ billion from Electronic Money Transfer Levy (EMTL), and
 - ~~₦678.16~~ billion from Value Added Tax.
3. The allocations to the three tiers of government for July 2025 were:
 - Federal Government with a total of ~~₦645.38~~ billion
 - States with a total of ~~₦607.41~~ billion, and
 - Local Governments with a total of ~~₦444.85~~ billion.
4. The sum of ~~₦120.75~~ billion was shared among the oil-producing states from the 13% derivation fund.
5. The revenue generating agencies comprising Nigeria Customs Service (NCS), Federal Inland Revenue Service (FIRS), and Nigerian Upstream Petroleum Regulatory Commission (NUPRC) received ~~₦25.13~~ billion, ~~₦112.41~~ billion, and ~~₦25.23~~ billion respectively, as cost of revenue collections.

6. Further breakdown of revenue allocation distribution to the Federal Government of Nigeria (FGN) revealed that:

- ₦488.64 billion was disbursed to the FGN consolidated revenue account,
- ₦10.36 billion was received as a share of derivation and ecology,
- ₦5.18 billion as stabilization fund,
- ₦17.42 billion for the development of natural resources, and
- ₦16.60 billion to the Federal Capital Territory (FCT)- Abuja.

FEDERATION ACCOUNT ALLOCATION COMMITTEE (FAAC)

JULY 2025 DISBURSEMENT

Summary of Gross Revenue Allocation by
Federation Account Allocation Committee for the Month
of June, 2025 Shared in July, 2025



FGN
N645.38 bn

**Statutory
Allocation**
N474.46 bn

Others*
N76.20 bn

VAT
N94.73 bn



STATE
N607.42 bn

**Statutory
Allocation**
N240.65 bn

Others*
N51.01 bn

VAT
N315.75 bn



LGCs
N444.85 bn

**Statutory
Allocation**
N185.53 bn

Others*
N38.29 bn

VAT
N221.03 bn

13% Derivation Fund
N120.76 bn

Cost of Collection - NCS
N25.14 bn

Cost of Collection - FIRS
N112.41 bn

Cost of Collection- NUPRC
N25.24 bn

Transfer to MDGIF
- Gas Flared
N66.18 bn

13% Derivation Refund on
withdrawals from JVC/ECA
N100.00 bn

13% Refunds on Subsidy,
Priority Projects
N18.16 bn

North East
Development Commission
N19.53 bn

Transfer to Non-Oil
Excess Account
N1,500.00 bn

13% Derivation in respect
to NNPC MGT fee and Frontier
Exploration Fund for November, 2024
N10.09 bn

Refund to FIRS
N300.00 bn

13% NLNG Refunds to
Oil Producing States
N300.00 bn

NEC Ad-Hoc Committee on
Crude Oil Theft
Prevention and Control
N25.00 bn

10.5% of Non-Oil
Federation Revenue to RMAFC
N12.47bn



TOTAL

N4,332.63 bn

NB:- Others* for this month is the Distribution from Exchange Gain, Electronic Money Transfer Levy (EMTL) and Augmentation of ₦100B from Non-Oil Revenue. See tables in appendix for details

FEDERATION ACCOUNT ALLOCATION COMMITTEE (FAAC)

JULY 2025 DISBURSEMENT

Distribution of Revenue Allocation to FGN by
Federation Account Allocation Committee for the Month
of June, 2025 Shared in July, 2025



BENEFICIARIES	NET STATUTORY ALLOCATION	OTHERS*	VAT	TOTAL
 FGN (CRF Account)	N330,024,182,933.20	N70,210,928,219.52	N88,411,038,637.34	N488,646,149,790.05
 Share of Derivation & Ecology	N 9,006,362,369.33	N1,363,462,120.32	-	N10,369,824,489.65
 Stabilization	N 4,503,181,184.67	N681,731,060.16	-	N5,184,912,244.83
 Development of Natural Resources	N15,130,688,780.48	N 2,290,616,362.14	-	N17,421,305,142.61
 FCT-Abuja	N8,634,428,067.33	N 1,655,106,076.32	N6,315,074,188.38	N16,604,608,332.03
TOTAL	N538,226,799,999.17			

FEDERATION ACCOUNT ALLOCATION COMMITTEE (FAAC)

JULY 2025 DISBURSEMENT

Distribution of Revenue Allocation to State Governments by
Federation Account Allocation Committee for the Month
of June, 2025 Shared in July, 2025



ABIA

Net Statutory Allocation

N6,716,719,864.99

Others*

N1,256,759,919.01

VAT Allocation

N6,479,170,815.87

Share of Ecology

N92,183,598.96

TOTAL

N14,544,834,198.84



ADAMAWA

Net Statutory Allocation

N5,054,286,062.75

Others*

N1,251,726,031.07

VAT Allocation

N7,698,383,338.51

Share of Ecology

N196,134,993.63

TOTAL

N14,200,530,425.97



AKWA IBOM

Net Statutory Allocation

N28,898,207,992.62

Others*

N1,825,101,463.30

VAT Allocation

N8,052,651,420.88

Share of Ecology

N98,978,830.36

TOTAL

N38,874,939,707.15



ANAMBRA

Net Statutory Allocation

N7,445,080,375.06

Others*

N1,390,134,943.90

VAT Allocation

N7,826,859,383.85

Share of Ecology

N195,767,557.81

TOTAL

N16,857,842,260.62

FEDERATION ACCOUNT ALLOCATION COMMITTEE (FAAC)

JULY 2025 DISBURSEMENT

Distribution of Revenue Allocation to State Governments by
Federation Account Allocation Committee for the Month
of June, 2025 Shared in July, 2025



BAUCHI

**Net Statutory
Allocation**

N3,825,816,436.82

Others*

N1,481,531,592.81

**VAT
Allocation**

N7,829,603,674.89

**Share of
Ecology**

N235,514,931.03

TOTAL

N13,372,466,635.55



BAYELSA

**Net Statutory
Allocation**

N30,080,507,901.57

Others*

N1,628,430,236.49

**VAT
Allocation**

N7,051,774,230.03

**Share of
Ecology**

N87,107,054.01

TOTAL

N38,847,819,422.10



BENUE

**Net Statutory
Allocation**

N6,508,036,110.87

Others*

N1,402,661,420.77

**VAT
Allocation**

N7,626,825,381.00

**Share of
Ecology**

N110,405,236.24

TOTAL

N15,647,928,148.88



BORNO

**Net Statutory
Allocation**

N7,344,078,553.46

Others*

N1,517,661,069.52

**VAT
Allocation**

N7,713,043,831.32

**Share of
Ecology**

N244,626,358.27

TOTAL





N16,819,409,812.57

FEDERATION ACCOUNT ALLOCATION COMMITTEE (FAAC)

JULY 2025 DISBURSEMENT

Distribution of Revenue Allocation to State Governments by
Federation Account Allocation Committee for the Month
of June, 2025 Shared in July, 2025



 <p>CROSS RIVER</p>	<p>Net Statutory Allocation</p> <p>N3,059,132,271.09</p> <p>Share of Ecology</p> <p>N98,995,710.34</p>	<p>Others*</p> <p>N1,256,517,632.10</p>	<p>VAT Allocation</p> <p>N6,630,120,498.32</p>	<p>TOTAL</p> <p>N11,044,766,111.85</p>
 <p>DELTA</p>	<p>Net Statutory Allocation</p> <p>N39,748,708,686.42</p> <p>Share of Ecology</p> <p>N99,958,044.62</p>	<p>Others*</p> <p>N2,162,258,761.70</p>	<p>VAT Allocation</p> <p>N7,653,437,649.84</p>	<p>TOTAL</p> <p>N49,664,363,142.58</p>
 <p>EBONYI</p>	<p>Net Statutory Allocation</p> <p>N4,267,585,423.60</p> <p>Share of Ecology</p> <p>N176,148,421.19</p>	<p>Others*</p> <p>N1,120,593,347.11</p>	<p>VAT Allocation</p> <p>N6,337,729,170.60</p>	<p>TOTAL</p> <p>N11,902,056,362.49</p>
 <p>EDO</p>	<p>Net Statutory Allocation</p> <p>N7,218,003,178.59</p> <p>Share of Ecology</p> <p>N92,051,665.67</p>	<p>Others*</p> <p>N1,300,453,196.53</p>	<p>VAT Allocation</p> <p>N7,776,889,999.49</p>	<p>TOTAL</p> <p>N16,387,398,040.28</p>

FEDERATION ACCOUNT ALLOCATION COMMITTEE (FAAC)

JULY 2025 DISBURSEMENT

Distribution of Revenue Allocation to State Governments by
Federation Account Allocation Committee for the Month
of June, 2025 Shared in July, 2025



EKITI

**Net Statutory
Allocation**

N3,113,840,097.66

Others*

N1,129,554,875.83

**VAT
Allocation**

N6,352,341,079.31

**Share of
Ecology**

N176,049,021.66

TOTAL

N10,771,785,074.46



ENUGU

**Net Statutory
Allocation**

N5,687,990,231.78

Others*

N1,294,078,389.52

**VAT
Allocation**

N6,958,737,692.50

**Share of
Ecology**

N198,008,508.68

TOTAL

N14,138,814,822.48



GOMBE

**Net Statutory
Allocation**

N3,924,307,527.79

Others*

N1,167,147,767.73

**VAT
Allocation**

N6,454,738,643.13

**Share of
Ecology**

N92,728,357.42

TOTAL

N11,638,922,296.07



IMO

**Net Statutory
Allocation**

N6,526,335,942.12

Others*

N1,399,454,717.83

**VAT
Allocation**

N7,144,619,782.23

**Share of
Ecology**

N102,355,822.69

TOTAL

N15,172,766,264.87

FEDERATION ACCOUNT ALLOCATION COMMITTEE (FAAC)

JULY 2025 DISBURSEMENT

Distribution of Revenue Allocation to State Governments by
Federation Account Allocation Committee for the Month
of June, 2025 Shared in July, 2025



JIGAWA

Net Statutory Allocation

N6,688,852,570.74

Others*

N1,394,354,217.97

VAT Allocation

N8,037,116,052.06

Share of Ecology

N220,186,364.52

TOTAL

N16,340,509,205.29



KADUNA

Net Statutory Allocation

N3,519,290,578.40

Others*

N1,667,324,241.58

VAT Allocation

N8,778,014,079.68

Share of Ecology

N128,986,968.00

TOTAL

N14,093,615,867.67



KANO

Net Statutory Allocation

N8,237,457,163.25

Others*

N2,043,062,342.06

VAT Allocation

N11,968,391,303.33

Share of Ecology

N312,306,169.74

TOTAL

N22,561,216,978.39



KATSINA

Net Statutory Allocation

N6,109,050,927.71

Others*

N1,555,554,444.19

VAT Allocation

N8,486,821,955.36

Share of Ecology

N242,028,393.33

TOTAL

N16,393,455,720.59

FEDERATION ACCOUNT ALLOCATION COMMITTEE (FAAC)

JULY 2025 DISBURSEMENT

Distribution of Revenue Allocation to State Governments by Federation Account Allocation Committee for the Month of June, 2025 Shared in July, 2025



KEBBI

**Net Statutory
Allocation**

N6,057,997,240.84

Others*

N1,303,714,442.90

**VAT
Allocation**

N6,682,717,295.74

**Share of
Ecology**

N103,951,798.68

TOTAL

N14,148,380,778.17



KOGI

**Net Statutory
Allocation**

N5,948,507,803.20

Others*

N1,358,999,228.89

**VAT
Allocation**

N6,901,772,831.55

**Share of
Ecology**

N108,806,151.17

TOTAL

N14,318,086,014.80



KWARA

**Net Statutory
Allocation**

N4,373,909,422.46

Others*

N1,133,026,064.32

**VAT
Allocation**

N6,707,430,301.34

**Share of
Ecology**

N87,632,063.54

TOTAL

N12,301,997,851.66



LAGOS

**Net Statutory
Allocation**

N-257,784,062.17

Others*

N3,502,728,411.02

**VAT
Allocation**

N35,645,841,722.67

**Share of
Ecology**

N263,762,820.56

TOTAL





N39,154,548,892.08

FEDERATION ACCOUNT ALLOCATION COMMITTEE (FAAC)

JULY 2025 DISBURSEMENT

Distribution of Revenue Allocation to State Governments by Federation Account Allocation Committee for the Month of June, 2025 Shared in July, 2025







	Net Statutory Allocation	Others*	VAT Allocation	
	N5,206,421,834.41	N1,142,546,382.21	N6,080,076,861.41	
NASSARAWA	Share of Ecology N90,787,006.13	TOTAL N12,519,832,084.17		
	N5,613,099,551.08	N1,459,343,304.40	N7,366,781,905.45	
NIGER	Share of Ecology N116,611,867.17	TOTAL N14,555,836,628.10		
	N1,393,286,409.64	N1,255,147,098.90	N7,232,766,182.56	
OGUN	Share of Ecology N182,922,562.77	TOTAL N10,064,122,253.87		
	N7,762,095,827.79	N1,289,707,975.00	N7,203,063,033.93	
ONDO	Share of Ecology N91,642,476.43	TOTAL N16,346,509,313.15		

FEDERATION ACCOUNT ALLOCATION COMMITTEE (FAAC)

JULY 2025 DISBURSEMENT

Distribution of Revenue Allocation to State Governments by
Federation Account Allocation Committee for the Month
of June, 2025 Shared in July, 2025



	Net Statutory Allocation	Others*	VAT Allocation	
 OSUN	N3,659,052,913.91	N1,192,504,318.16	N6,837,898,969.10	
	Share of Ecology	TOTAL		
	N179,569,228.60	N11,869,025,429.78		
 OYO	N4,176,683,551.57	N1,500,859,923.79	N12,650,887,510.74	
	Share of Ecology	TOTAL		
	N220,834,869.40	N18,549,265,855.51		
 PLATEAU	N4,885,667,398.30	N1,307,631,204.89	N6,980,946,376.61	
	Share of Ecology	TOTAL		
	N102,802,270.39	N13,277,047,250.20		
 RIVERS	N19,529,380,911.73	N1,828,171,306.39	N17,618,351,808.53	
	Share of Ecology	TOTAL		
	N106,170,419.89	N39,082,074,446.54		

FEDERATION ACCOUNT ALLOCATION COMMITTEE (FAAC)

JULY 2025 DISBURSEMENT

Distribution of Revenue Allocation to State Governments by
Federation Account Allocation Committee for the Month
of June, 2025 Shared in July, 2025



SOKOTO

**Net Statutory
Allocation**

N5,662,061,908.77

Others*

N1,367,142,152.01

**VAT
Allocation**

N7,259,387,218.21

**Share of
Ecology**

N216,993,061.39

TOTAL

N14,505,584,340.38



TARABA

**Net Statutory
Allocation**

N5,289,254,992.57

Others*

N1,187,502,141.38

**VAT
Allocation**

N6,107,420,885.41

**Share of
Ecology**

N94,830,500.91

TOTAL

N12,679,008,520.27



YOBE

**Net Statutory
Allocation**

N5,234,245,108.87

Others*

N1,215,219,569.94

**VAT
Allocation**

N6,169,888,859.00

**Share of
Ecology**

N195,516,146.19

TOTAL

N12,814,869,684.00



ZAMFARA

**Net Statutory
Allocation**

N5,114,702,921.02

Others*

N1,246,133,378.70

**VAT
Allocation**

N6,765,182,487.62

**Share of
Ecology**

N195,932,538.49

TOTAL

N13,321,951,325.83

CONTACT



National Bureau of Statistics

Head Office

No 1, Wole Olanipekun Street,
Formerly, Plot 762 Independence Avenue
Off Constitution Avenue,
CBD, Abuja, F. C. T.

Alesanmi Folorunsho

Information Desk

Head, Communications & Public Relations
Department (C&PRD)
Phone: +2347064643933
falesanmi@nigerianstat.gov.ng

Moses Mathew

Statistical Information Officer

Phone: +2347069071157
matmoses@nigerianstat.gov.ng



@nbs_nigeria



NBSNigeria



nbs_nigeria

