



NATIONAL BUREAU OF STATISTICS

# Federation Account Allocation Committee (FAAC)

---

(March 2026 Disbursement)

Report Date: April 2026



## CONTENT

Methodology	3
Key Highlights	4
Summary of Gross Revenue Allocation by FAAC	6
Distribution of Revenue Allocation to FGN by FAAC	7
Distribution of Revenue Allocation to State by FAAC	8
Contact	17



## METHODOLOGY

The Federation Account Allocation Committee (FAAC) data is provided statutorily by the Office of the Accountant General of the Federation (OAGF), and reported by the National Bureau of Statistics.



## KEY HIGHLIGHTS

1. The Federation Account Allocation Committee (FAAC) disbursed the sum of ~~N~~2.23 trillion to the three tiers of government in March 2026 from the total revenue generated in February 2026
2. The amount disbursed comprised:
  - ~~N~~1.56 trillion recorded from the Statutory Account,
  - ~~N~~668.45 billion from Value Added Tax.
3. The allocations to the three tiers of government for March 2026 were:
  - Federal Government with a total of ~~N~~675.09 billion
  - States with a total of ~~N~~651.53 billion, and
  - Local Governments with a total of ~~N~~456.47 billion.
4. The sum of ~~N~~110.95 billion was shared among the oil-producing states from the 13% derivation fund.
5. The revenue generating agencies comprising Nigeria Revenue Service (NRS), and Nigerian Upstream Petroleum Regulatory Commission (NUPRC) received ~~N~~53.48 billion and ~~N~~23.83 billion, respectively, as cost of revenue collections.

6. Further breakdown of revenue allocation distribution to the Federal Government of Nigeria (FGN) revealed that:

- ₦519.01 billion was disbursed to the FGN consolidated revenue account,
- ₦11.64 billion was received as a share of derivation and ecology,
- ₦5.82 billion as stabilization fund,
- ₦19.55 billion for the development of natural resources, and
- ₦11.42 billion to the Federal Capital Territory (FCT)- Abuja.

# FEDERATION ACCOUNT ALLOCATION COMMITTEE (FAAC)

## MARCH 2026 DISBURSEMENT

Summary of Gross Revenue Allocation by  
Federation Account Allocation Committee for the Month  
of February, 2026 Shared in March, 2026



**FGN**

**N675.09 bn**

**Statutory  
Allocation**

N613.17 bn

**Others**

-

**VAT**

N61.91 bn



**STATE**

**N651.53 bn**

**Statutory  
Allocation**

N311.01 bn

**Others**

-

**VAT**

N340.52 bn



**LGCs**

**N456.47 bn**

**Statutory  
Allocation**

N239.78 bn

**Others**

-

**VAT**

N216.69 bn

13% Derivation Fund

N110.95 bn

Transfer to MDGIF

N13.67 bn

Transfer to Non-Oil  
Excess Account

N200.00 bn

Cost of Collection - NRS

N53.48 bn

13% Refunds on Subsidy,  
Priority Projects

N18.16 bn

0.5% of Non-Oil  
Federation Revenue to RMAFC

N6.63 bn

Cost of Collection - NUPRC

N23.83 bn

North East  
Development Commission

N19.25 bn

Refund of Shortfall Cost of  
Collection to NUPRC

January, 2026

N0.11 bn

13% Derivation in respect  
to NNPC MGT fee and Frontier  
Exploration Fund for September, 25

N1.25 bn



**TOTAL**

**N2,230.41 bn**

*NB:- No entry under others\* this month*






*. See tables in appendix for details*

# FEDERATION ACCOUNT ALLOCATION COMMITTEE (FAAC)

## MARCH 2026 DISBURSEMENT

Distribution of Revenue Allocation to FGN by  
Federation Account Allocation Committee for the Month  
of February, 2026 Shared in March, 2026



BENEFICIARIES	NET STATUTORY ALLOCATION	OTHERS	VAT	TOTAL
 <b>FGN (CRF Account)</b>	N457,097,083,438.16	-	N61,911,868,602.36	N519,008,952,040.52
 <b>Share of Derivation &amp; Ecology</b>	N11,639,588,303.23	-	-	N11,639,588,303.23
 <b>Stabilization</b>	N5,819,794,151.61	-	-	N5,819,794,151.61
 <b>Development of Natural Resources</b>	N19,554,508,349.42	-	-	N19,554,508,349.42
 <b>FCT-Abuja</b>	N11,418,524,386.23	-	-	N11,418,524,386.23
<b>TOTAL</b>	N567,441,367,231.01			

# FEDERATION ACCOUNT ALLOCATION COMMITTEE (FAAC)

## MARCH 2026 DISBURSEMENT

Distribution of Revenue Allocation to State Governments by Federation Account Allocation Committee for the Month of February, 2026 Shared in March, 2026



ABIA

**Net Statutory Allocation**

N8,408,948,961.15

**Others\***

-

**VAT Allocation**

N6,366,192,153.71

**Share of Ecology**

N103,471,292.24

**TOTAL**

**N14,878,612,407.10**



ADAMAWA

**Net Statutory Allocation**

N6,992,211,585.08

**Others\***

-

**VAT Allocation**

N6,918,060,753.88

**Share of Ecology**

N220,151,322.72

**TOTAL**

**N14,130,423,661.67**



AKWA IBOM

**Net Statutory Allocation**

N30,877,564,113.41

**Others\***

-

**VAT Allocation**

N7,661,827,915.80

**Share of Ecology**

N111,098,585.83

**TOTAL**

**N38,650,490,615.04**



ANAMBRA

**Net Statutory Allocation**

N8,598,631,279.81

**Others\***

-

**VAT Allocation**

N7,118,534,268.37

**Share of Ecology**

N219,738,895.13

**TOTAL**

**N15,936,904,443.32**



# FEDERATION ACCOUNT ALLOCATION COMMITTEE (FAAC)

## MARCH 2026 DISBURSEMENT

Distribution of Revenue Allocation to State Governments by Federation Account Allocation Committee for the Month of February, 2026 Shared in March, 2026



**BAUCHI**

**Net Statutory  
Allocation**

**N4,437,090,408.56**

**Others\***

-

**VAT  
Allocation**

**N7,237,641,925.77**

**Share of  
Ecology**

**N264,353,252.96**

**TOTAL**

**N11,939,085,587.29**



**BAYELSA**

**Net Statutory  
Allocation**

**N29,897,143,096.96**

**Others\***

-

**VAT  
Allocation**

**N9,381,587,090.01**

**Share of  
Ecology**

**N97,773,134.74**

**TOTAL**

**N39,376,503,321.71**



**BENUE**

**Net Statutory  
Allocation**

**N8,177,036,798.55**

**Others\***

-

**VAT  
Allocation**

**N6,864,191,533.89**

**Share of  
Ecology**

**N123,924,131.76**

**TOTAL**

**N15,165,152,464.19**



**BORNO**

**Net Statutory  
Allocation**

**N8,718,311,360.29**

**Others\***

-

**VAT  
Allocation**

**N7,863,417,491.71**

**Share of  
Ecology**

**N274,580,355.84**

**TOTAL**





**N16,856,309,207.84**

# FEDERATION ACCOUNT ALLOCATION COMMITTEE (FAAC)

## MARCH 2026 DISBURSEMENT

Distribution of Revenue Allocation to State Governments by Federation Account Allocation Committee for the Month of February, 2026 Shared in March, 2026



 <p><b>CROSS RIVER</b></p>	<p><b>Net Statutory Allocation</b></p> <p>N3,922,763,047.32</p> <p><b>Share of Ecology</b></p> <p>N111,117,532.73</p>	<p><b>Others*</b></p> <p>-</p>	<p><b>VAT Allocation</b></p> <p>N6,142,694,057.86</p> <p><b>TOTAL</b></p> <p><b>N10,176,574,637.92</b></p>
 <p><b>DELTA</b></p>	<p><b>Net Statutory Allocation</b></p> <p>N41,235,735,971.18</p> <p><b>Share of Ecology</b></p> <p>N112,197,702.87</p>	<p><b>Others*</b></p> <p>-</p>	<p><b>VAT Allocation</b></p> <p>N9,471,587,519.77</p> <p><b>TOTAL</b></p> <p><b>N50,819,521,193.83</b></p>
 <p><b>EBONYI</b></p>	<p><b>Net Statutory Allocation</b></p> <p>N6,025,052,789.99</p> <p><b>Share of Ecology</b></p> <p>N197,717,435.33</p>	<p><b>Others*</b></p> <p>-</p>	<p><b>VAT Allocation</b></p> <p>N5,936,725,012.82</p> <p><b>TOTAL</b></p> <p><b>N12,159,495,238.14</b></p>
 <p><b>EDO</b></p>	<p><b>Net Statutory Allocation</b></p> <p>N6,349,203,073.27</p> <p><b>Share of Ecology</b></p> <p>N103,323,203.99</p>	<p><b>Others*</b></p> <p>-</p>	<p><b>VAT Allocation</b></p> <p>N8,827,059,176.80</p> <p><b>TOTAL</b></p> <p><b>N15,279,585,454.06</b></p>

# FEDERATION ACCOUNT ALLOCATION COMMITTEE (FAAC)

## MARCH 2026 DISBURSEMENT

Distribution of Revenue Allocation to State Governments by Federation Account Allocation Committee for the Month of February, 2026 Shared in March, 2026



**EKITI**

**Net Statutory  
Allocation**

**N4,494,166,477.22**

**Others\***

-

**VAT  
Allocation**

**N6,214,911,893.33**

**Share of  
Ecology**

**N197,605,864.53**

**TOTAL**

**N10,906,684,235.08**



**ENUGU**

**Net Statutory  
Allocation**

**N6,926,453,934.62**

**Others\***

-

**VAT  
Allocation**

**N6,446,099,739.02**

**Share of  
Ecology**

**N222,254,245.85**

**TOTAL**

**N13,594,807,919.49**



**GOMBE**

**Net Statutory  
Allocation**

**N4,741,811,788.24**

**Others\***

-

**VAT  
Allocation**

**N6,504,122,823.17**

**Share of  
Ecology**

**N104,082,755.25**

**TOTAL**

**N11,350,017,366.66**



**IMO**

**Net Statutory  
Allocation**

**N8,743,942,268.21**

**Others\***

-

**VAT  
Allocation**

**N6,696,739,181.04**

**Share of  
Ecology**

**N114,889,083.97**

**TOTAL**

**N15,555,570,533.22**

# FEDERATION ACCOUNT ALLOCATION COMMITTEE (FAAC)

## MARCH 2026 DISBURSEMENT

Distribution of Revenue Allocation to State Governments by Federation Account Allocation Committee for the Month of February, 2026 Shared in March, 2026



**JIGAWA**

**Net Statutory Allocation**

**N8,353,425,611.10**

**Share of Ecology**

**N247,147,734.81**

**Others\***

-

**VAT Allocation**

**N7,904,088,210.00**

**TOTAL**

**N16,504,661,555.91**



**KADUNA**

**Net Statutory Allocation**

**N4,236,769,299.64**

**Share of Ecology**

**N144,781,158.60**

**Others\***

-

**VAT Allocation**

**N8,107,326,245.51**

**TOTAL**

**N12,488,876,703.74**



**KANO**

**Net Statutory Allocation**

**N10,825,570,218.03**

**Share of Ecology**

**N350,547,421.90**

**Others\***

-

**VAT Allocation**

**N11,563,845,492.75**

**TOTAL**

**N22,739,963,132.68**



**KATSINA**

**Net Statutory Allocation**

**N6,919,195,833.37**

**Share of Ecology**

**N271,664,275.41**

**Others\***

-

**VAT Allocation**

**N7,711,816,076.96**

**TOTAL**

**N14,902,676,185.73**

# FEDERATION ACCOUNT ALLOCATION COMMITTEE (FAAC)

## MARCH 2026 DISBURSEMENT

Distribution of Revenue Allocation to State Governments by Federation Account Allocation Committee for the Month of February, 2026 Shared in March, 2026



**KEBBI**

**Net Statutory  
Allocation**

**N7,644,825,399.87**

**Others\***

-

**VAT  
Allocation**

**N6,816,397,555.58**

**Share of  
Ecology**

**N116,680,483.96**

**TOTAL**

**N14,577,903,439.41**



**KOGI**

**Net Statutory  
Allocation**

**N7,158,752,591.60**

**Others\***

-

**VAT  
Allocation**

**N6,525,765,464.07**

**Share of  
Ecology**

**N122,129,241.99**

**TOTAL**

**N13,806,647,297.66**



**KWARA**

**Net Statutory  
Allocation**

**N5,779,065,526.45**

**Others\***

-

**VAT  
Allocation**

**N6,429,141,207.19**

**Share of  
Ecology**

**N98,362,430.61**

**TOTAL**

**N12,306,569,164.25**



**LAGOS**

**Net Statutory  
Allocation**

**N2,056,353,398.77**

**Others\***

-

**VAT  
Allocation**

**N42,047,925,200.44**

**Share of  
Ecology**

**N296,060,038.83**

**TOTAL**

**N44,400,338,638.03**







# FEDERATION ACCOUNT ALLOCATION COMMITTEE (FAAC)

## MARCH 2026 DISBURSEMENT

Distribution of Revenue Allocation to State Governments by Federation Account Allocation Committee for the Month of February, 2026 Shared in March, 2026



 <p><b>NASSARAWA</b></p>	<p><b>Net Statutory Allocation</b></p> <p>N6,927,395,620.51</p> <p><b>Share of Ecology</b></p> <p>N101,903,689.47</p>	<p><b>Others*</b></p> <p>-</p>	<p><b>VAT Allocation</b></p> <p>N6,013,730,795.94</p> <p><b>TOTAL</b></p> <p><b>N13,043,030,105.92</b></p>
 <p><b>NIGER</b></p>	<p><b>Net Statutory Allocation</b></p> <p>N6,931,515,294.31</p> <p><b>Share of Ecology</b></p> <p>N130,890,751.96</p>	<p><b>Others*</b></p> <p>-</p>	<p><b>VAT Allocation</b></p> <p>N7,377,467,423.77</p> <p><b>TOTAL</b></p> <p><b>N14,439,873,470.04</b></p>
 <p><b>OGUN</b></p>	<p><b>Net Statutory Allocation</b></p> <p>N3,244,679,918.87</p> <p><b>Share of Ecology</b></p> <p>N205,321,056.70</p>	<p><b>Others*</b></p> <p>-</p>	<p><b>VAT Allocation</b></p> <p>N6,958,435,337.52</p> <p><b>TOTAL</b></p> <p><b>N10,408,436,313.09</b></p>
 <p><b>ONDO</b></p>	<p><b>Net Statutory Allocation</b></p> <p>N9,369,924,657.48</p> <p><b>Share of Ecology</b></p> <p>N102,863,910.35</p>	<p><b>Others*</b></p> <p>-</p>	<p><b>VAT Allocation</b></p> <p>N6,733,972,279.19</p> <p><b>TOTAL</b></p> <p><b>N16,206,760,847.03</b></p>

# FEDERATION ACCOUNT ALLOCATION COMMITTEE (FAAC)

## MARCH 2026 DISBURSEMENT

Distribution of Revenue Allocation to State Governments by Federation Account Allocation Committee for the Month of February, 2026 Shared in March, 2026



	<b>Net Statutory Allocation</b>	<b>Others*</b>	<b>VAT Allocation</b>
<b>OSUN</b>	N5,177,858,441.80	-	N6,633,946,569.12
	<b>Share of Ecology</b>	<b>TOTAL</b>	
	N201,557,113.62	<b>N12,013,362,124.54</b>	
	<b>Net Statutory Allocation</b>	<b>Others*</b>	<b>VAT Allocation</b>
<b>OYO</b>	N6,062,391,137.24	-	N12,966,035,992.00
	<b>Share of Ecology</b>	<b>TOTAL</b>	
	N247,875,647.79	<b>N19,276,302,777.03</b>	
	<b>Net Statutory Allocation</b>	<b>Others*</b>	<b>VAT Allocation</b>
<b>PLATEAU</b>	N6,142,791,976.72	-	N6,715,002,821.55
	<b>Share of Ecology</b>	<b>TOTAL</b>	
	N115,390,198.28	<b>N12,973,184,996.54</b>	
	<b>Net Statutory Allocation</b>	<b>Others*</b>	<b>VAT Allocation</b>
<b>RIVERS</b>	N20,752,459,321.70	-	N29,217,628,986.45
	<b>Share of Ecology</b>	<b>TOTAL</b>	
	N119,170,770.81	<b>N50,089,259,078.95</b>	

# FEDERATION ACCOUNT ALLOCATION COMMITTEE (FAAC)

## MARCH 2026 DISBURSEMENT

Distribution of Revenue Allocation to State Governments by Federation Account Allocation Committee for the Month of February, 2026 Shared in March, 2026



**SOKOTO**

**Net Statutory  
Allocation**

**N7,129,801,044.33**

**Others\***

-

**VAT  
Allocation**

**N7,209,713,746.22**

**Share of  
Ecology**

**N243,563,418.23**

**TOTAL**

**N14,583,078,208.79**



**TARABA**

**Net Statutory  
Allocation**

**N7,114,158,798.84**

**Others\***

-

**VAT  
Allocation**

**N6,069,193,933.90**

**Share of  
Ecology**

**N106,442,301.92**

**TOTAL**

**N13,289,795,034.66**



**YOBE**

**Net Statutory  
Allocation**

**N6,790,911,809.31**

**Others\***

-

**VAT  
Allocation**

**N6,170,974,859.17**

**Share of  
Ecology**

**N219,456,698.67**

**TOTAL**

**N13,181,343,367.15**



**ZAMFARA**

**Net Statutory  
Allocation**

**N6,734,747,194.61**

**Others\***

-

**VAT  
Allocation**

**N6,440,166,379.84**

**Share of  
Ecology**

**N219,924,077.36**

**TOTAL**

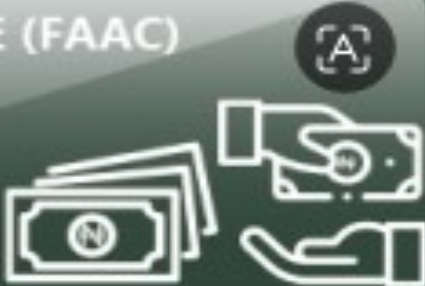
**N13,394,837,651.81**



# FEDERATION ACCOUNT ALLOCATION COMMITTEE (FAAC)

## MARCH 2026 DISBURSEMENT

Distribution of Revenue Allocation to State Governments by  
Federation Account Allocation Committee for the Month  
of February, 2026 Shared in March, 2026



FCT

**Net Statutory  
Allocation**

-

**Others\***

-

**VAT  
Allocation**

N9,365,285,011.89

**Share of  
Ecology**

-

**TOTAL**

**N9,365,285,011.89**

## CONTACT



### National Bureau of Statistics

Head Office  
No. 1, Wole Olanipekun Street,  
Formerly, Plot 762, Independence Avenue,  
Off Constitution Avenue,  
CBD, Abuja, F.C.T.

### Bonaventure Nwosu

Information Desk  
Head, Communication and Public Relations  
Department (C&PRD)  
Phone +2348033109882  
bnwosu@nigerianstat.gov.ng

### Moses Mathew

Statistical Information Officer  
Department (C&PRD)  
Phone +2347069071157  
matmoses@nigerianstat.gov.ng



@nbs\_nigeria



NBSNIGERIA



Nbs\_nigeria

