



NATIONAL BUREAU OF STATISTICS

# Premium Motor Spirit (Petrol) Price Watch

---

(FEBRUARY 2025)

**Report Date: March 2025**

**Data Source: National Bureau of Statistics (NBS)**

# CONTENT

Methodology	3
Executive Summary	4
Average PMS Prices Across States	5
Average PMS Prices Across Zones	6
12 Months Average Prices	7
Appendix	8
Contact	9

## METHODOLOGY

The data collection was conducted in sample outlets spread across 774 local government areas in all the 36 states and the FCT, Abuja. The data was collected from over 10,000 respondents located in the outlets. The estimates were derived from the weights generated from household expenditure on fuel and the actual prices households bought those fuels. This data collection exercise was done by over 700 NBS staff in all the states and the FCT and were closely monitored by quality control officers with sophisticated monitoring guidelines.

The average prices are reported for each state and the FCT, Abuja accordingly.


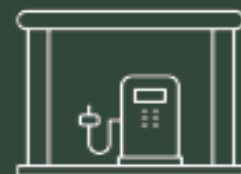
## EXECUTIVE SUMMARY

The average retail price paid by consumers for Premium Motor Spirit (Petrol) for February 2025 was N1245.80, indicating an 83.38% increase compared to the value recorded in February 2024 (N679.36). Likewise, comparing the average price value with the previous month (.i.e. January 2025), the average retail price decreased by 1% from N1258.34.

On State profile analysis, Jigawa State had the highest average retail price for Premium Motor Spirit (Petrol), at N1730.00, Sokoto and Kaduna States were next, with N1680.00, and 1660.00, respectively. Conversely, Ekiti/Oyo, Osun, and Lagos State had the lowest average retail prices for Premium Motor Spirit (Petrol), at N956.67, N972.50, and N975.56 respectively. Lastly, on the Zonal profile, the North West Zone had the highest average retail price of N1483.99, while the South West Zone had the lowest price of N995.32.

# PREMIUM MOTOR SPIRIT (PETROL) PRICE WATCH - FEBRUARY 2025

Average PMS Prices Across States



## STATES WITH THE HIGHEST AVERAGE PRICES

JIGAWA  $\longleftrightarrow$  N1,730.00

SOKOTO  $\longleftrightarrow$  N1,680.00

KADUNA  $\longleftrightarrow$  N1,660.00

## STATES WITH THE LOWEST AVERAGE PRICES

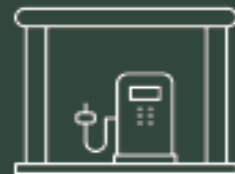
EKITI/OYO  $\longleftrightarrow$  N956.67

OSUN  $\longleftrightarrow$  N972.50

LAGOS  $\longleftrightarrow$  N975.56

# PREMIUM MOTOR SPIRIT (PETROL) PRICE WATCH - FEBRUARY 2025

Average PMS Prices Across Zones



**N1,289.52**

**N1,483.99**

**N1,181.94**

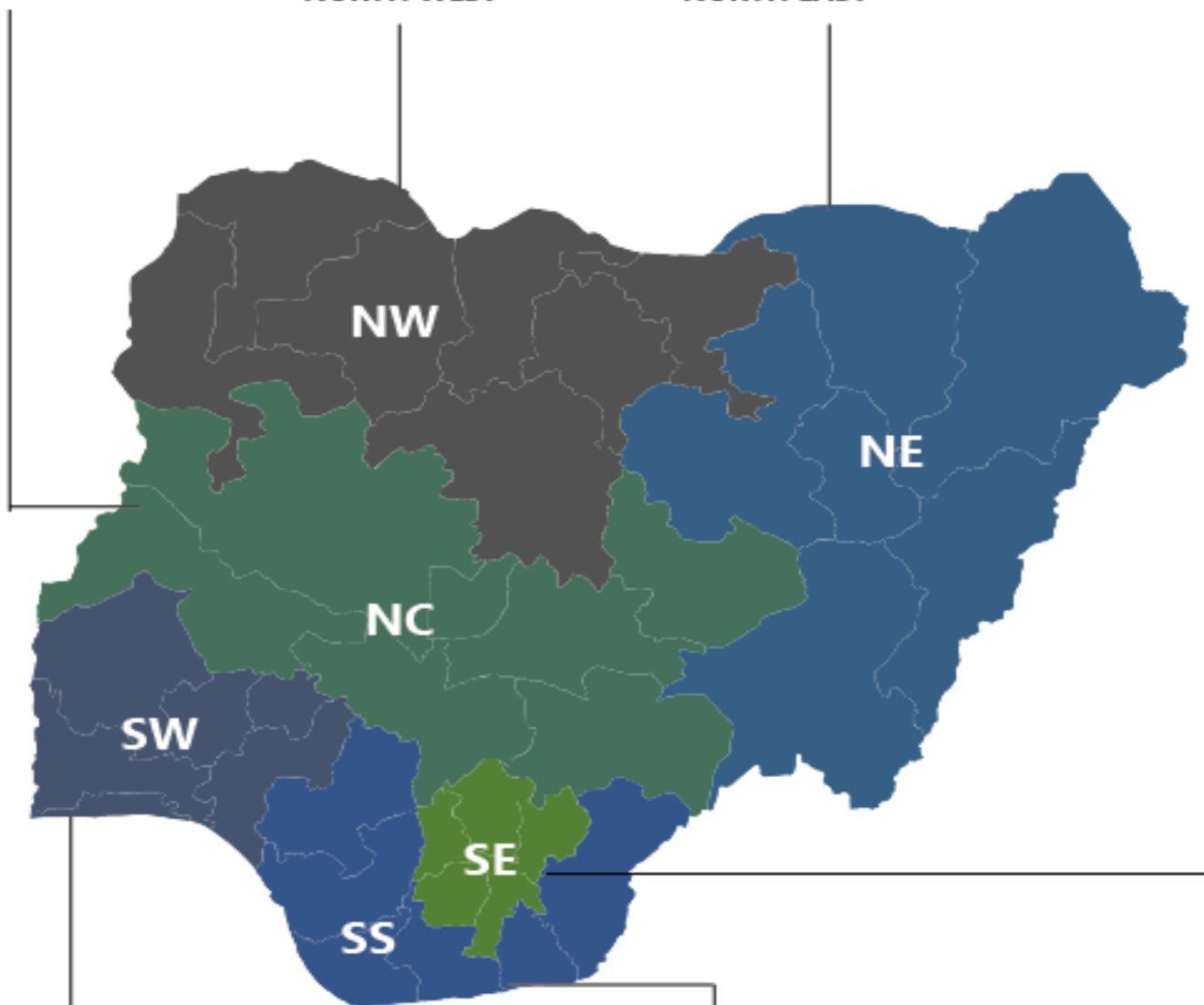
**N1,286.73**

**NORTH CENTRAL**

**NORTH WEST**

**NORTH EAST**

**SOUTH EAST**



**N995.32**

**N1,197.14**

**SOUTH WEST**

**SOUTH SOUTH**


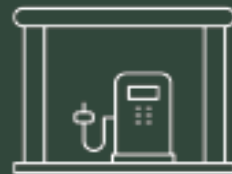


NATIONAL BUREAU OF STATISTICS

# PREMIUM MOTOR SPIRIT (PETROL) PRICE WATCH

## - FEBRUARY 2025

12 Months Average Prices



# APPENDIX

	Feb-24	Jan-25	Feb-25	MoM	YoY
<b>NORTH CENTRAL</b>	<b>660.90</b>	<b>1287.90</b>	<b>1289.52</b>	<b>0.13</b>	<b>95.12</b>
Abuja	653.20	1182.00	1166.00	-1.35	78.51
Benue	652.73	1411.11	1450.00	2.76	122.14
Kogi	675.50	1114.29	1221.43	9.62	80.82
Kwara	650.00	1172.00	1070.00	-8.70	64.62
Nasarawa	655.00	1302.26	1285.54	-1.28	96.27
Niger	653.70	1386.69	1386.69	0.00	112.13
Plateau	686.17	1446.99	1446.99	0.00	110.88
<b>NORTH EAST</b>	<b>693.00</b>	<b>1212.92</b>	<b>1181.94</b>	<b>-2.55</b>	<b>70.56</b>
Adamawa	680.42	1350.00	1400.00	3.70	105.76
Bauchi	688.57	1225.00	1090.00	-11.02	58.30
Borno	680.22	1066.67	1066.67	0.00	56.81
Gombe	710.00	1090.00	1093.33	0.31	53.99
Taraba	710.56	1433.33	1366.67	-4.65	92.34
Yobe	688.20	1112.50	1075.00	-3.37	56.20
<b>NORTH WEST</b>	<b>701.20</b>	<b>1386.25</b>	<b>1483.99</b>	<b>7.05</b>	<b>111.64</b>
Jigawa	696.43	1530.00	1730.00	13.07	148.41
Kaduna	678.42	1638.33	1660.00	1.32	144.69
Kano	675.00	1541.67	1587.50	2.97	135.19
Katsina	680.00	1469.44	1436.11	-2.27	111.19
Kebbi	746.67	1090.00	1090.00	0.00	45.98
Sokoto	681.43	1330.00	1680.00	26.32	146.54
Zamfara	750.43	1104.29	1204.29	9.06	60.48
<b>SOUTH EAST</b>	<b>687.50</b>	<b>1284.32</b>	<b>1286.73</b>	<b>0.19</b>	<b>87.16</b>
Abia	688.62	1308.26	1272.00	-2.77	84.72
Anambra	685.17	1080.00	1021.67	-5.40	49.11
Ebonyi	670.00	1133.33	1140.00	0.59	70.15
Enugu	688.21	1433.33	1500.00	4.65	117.96
Imo	705.51	1466.67	1500.00	2.27	112.61
<b>SOUTH SOUTH</b>	<b>677.19</b>	<b>1265.00</b>	<b>1197.14</b>	<b>-5.36</b>	<b>76.78</b>
Akwa Ibom	678.00	1287.50	1162.50	-9.71	71.46
Bayelsa	680.00	1000.00	1000.00	0.00	47.06
Cross River	665.63	1483.33	1477.78	-0.37	122.01
Delta	687.00	1364.29	1131.43	-17.07	64.69
Edo	672.50	1146.00	1280.00	11.69	90.33
Rivers	680.00	1308.89	1131.11	-13.58	66.34
<b>SOUTH WEST</b>	<b>657.20</b>	<b>838.41</b>	<b>1024.81</b>	<b>22.23</b>	<b>55.94</b>
Ekiti	655.00	1180.00	956.67	-18.93	46.06
Lagos	654.23	1122.22	975.56	-13.07	49.11
Ogun	650.83	1141.67	1105.00	-3.21	69.78
Ondo	666.25	1141.70	1005.56	-11.92	50.93
Osun	664.55	950.00	972.50	2.37	46.34
Oyo	652.35	1015.00	956.67	-5.75	46.65
<b>Grand Total</b>	<b>679.36</b>	<b>1258.34</b>	<b>1245.80</b>	<b>-1.00</b>	<b>83.38</b>



# CONTACT



**National Bureau of Statistics**  
Head Office

Plot 762 Independence Avenue,  
Central Business District, Garki  
Abuja.

**Mr. Wakili I.N.D.**  
Information Desk

Head, Communication & Public  
Relations Department (C&PRD)  
Phone: +2348059170806  
idwakili@nigerianstat.gov.ng

**Moses Mathew**  
Statistical Information Officer

Phone: +2347069071157  
matmoses@nigerianstat.gov.ng

**Dr A. A. Ayo**  
Head Prices Division

Phone: +2348036082904|  
anthonyayo@nigerianstat.gov.ng



@nbs\_nigeria



NBSNigeria



Nbs\_nigeria

