



NATIONAL BUREAU OF STATISTICS

Premium Motor Spirit (Petrol) Price Watch

(APRIL 2025)

Report Date: May 2025

Data Source: National Bureau of Statistics (NBS)

CONTENT

Methodology	3
Executive Summary	4
Average PMS Prices Across States	5
Average PMS Prices Across Zones	6
12 Months Average Prices	7
Appendix	8
Contact	9



METHODOLOGY

The data collection was conducted in sample outlets spread across 774 local government areas in all the 36 states and the FCT, Abuja. The data was collected from over 10,000 respondents located in the outlets. The estimates were derived from the weights generated from household expenditure on fuel and the actual prices households bought those fuels. This data collection exercise was done by over 700 NBS staff in all the states and the FCT and were closely monitored by quality control officers with sophisticated monitoring guidelines.

The average prices are reported for each state and the FCT, Abuja accordingly.


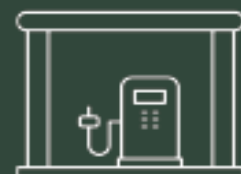
EXECUTIVE SUMMARY

The average retail price paid by consumers for Premium Motor Spirit (Petrol) for April 2025 was N1239.33, indicating an 76.73% increase compared to the value recorded in April 2024 (N701.24). Likewise, comparing the average price value with the previous month (i.e. March 2025), the average retail price decreased by 1.77% from N1261.65.

On State profile analysis, Imo State had the highest average retail price for Premium Motor Spirit (Petrol), at N1588.50, Jigawa and Sokoto States were next, with N1567.84, and 1550.00, respectively. Conversely, Yobe, Kwara and Osun State had the lowest average retail prices for Premium Motor Spirit (Petrol), at N970.00, N1014.85, and N1042.49 respectively. Lastly, on the Zonal profile, the South East Zone had the highest average retail price of N1341.71, while the South West Zone had the lowest price of N1138.64.

PREMIUM MOTOR SPIRIT (PETROL) PRICE WATCH - APRIL 2025

Average PMS Prices Across States

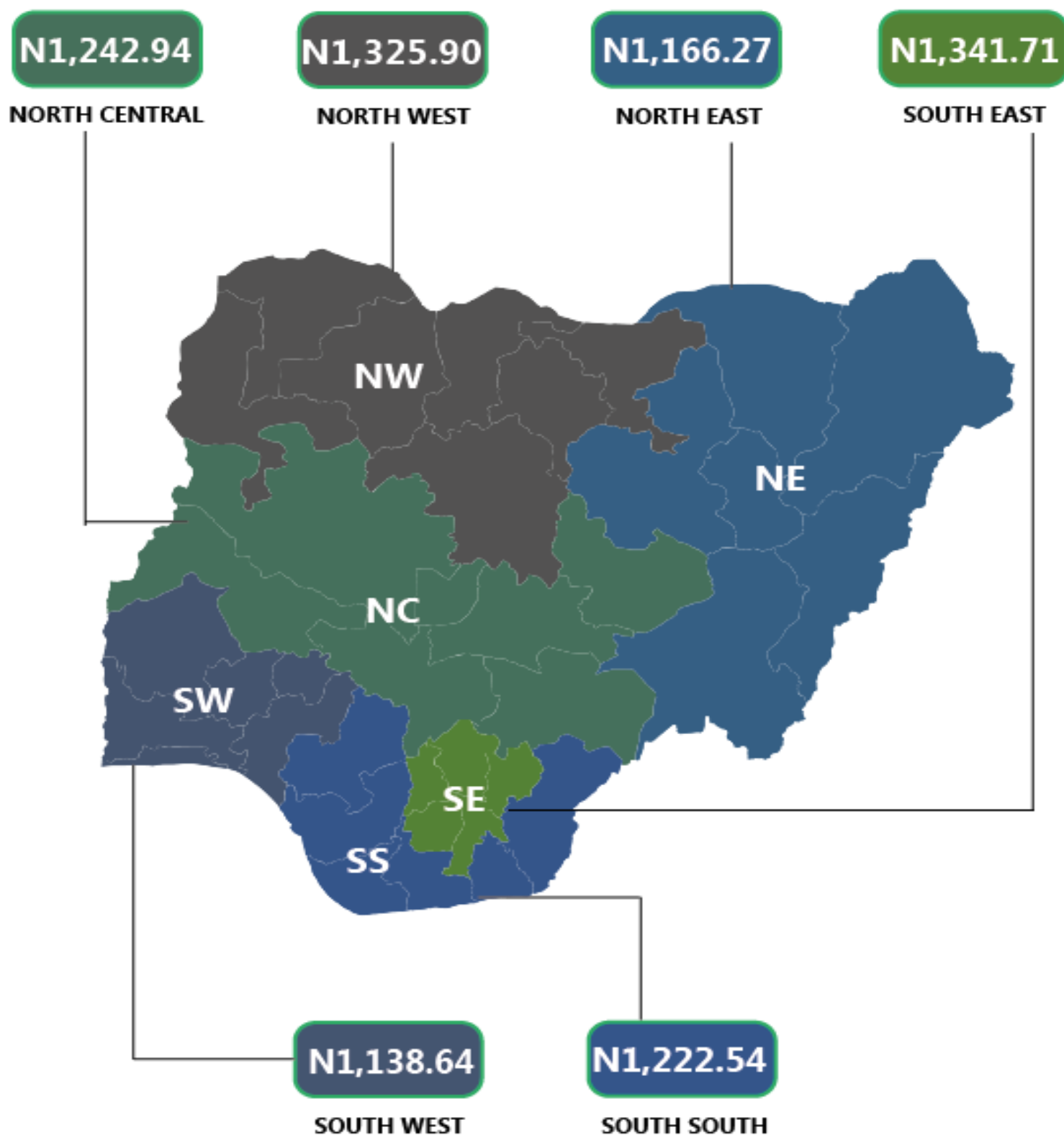
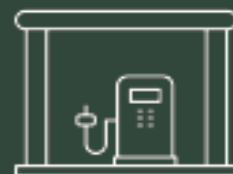


STATES WITH THE HIGHEST AVERAGE PRICES		STATES WITH THE LOWEST AVERAGE PRICES	
IMO	N1,588.50	YOBE	N970.00
JIGAWA	N1,567.84	KWARA	N1,014.85
SOKOTO	N1,550.00	OSUN	N1,042.49

PREMIUM MOTOR SPIRIT (PETROL) PRICE WATCH

- APRIL 2025

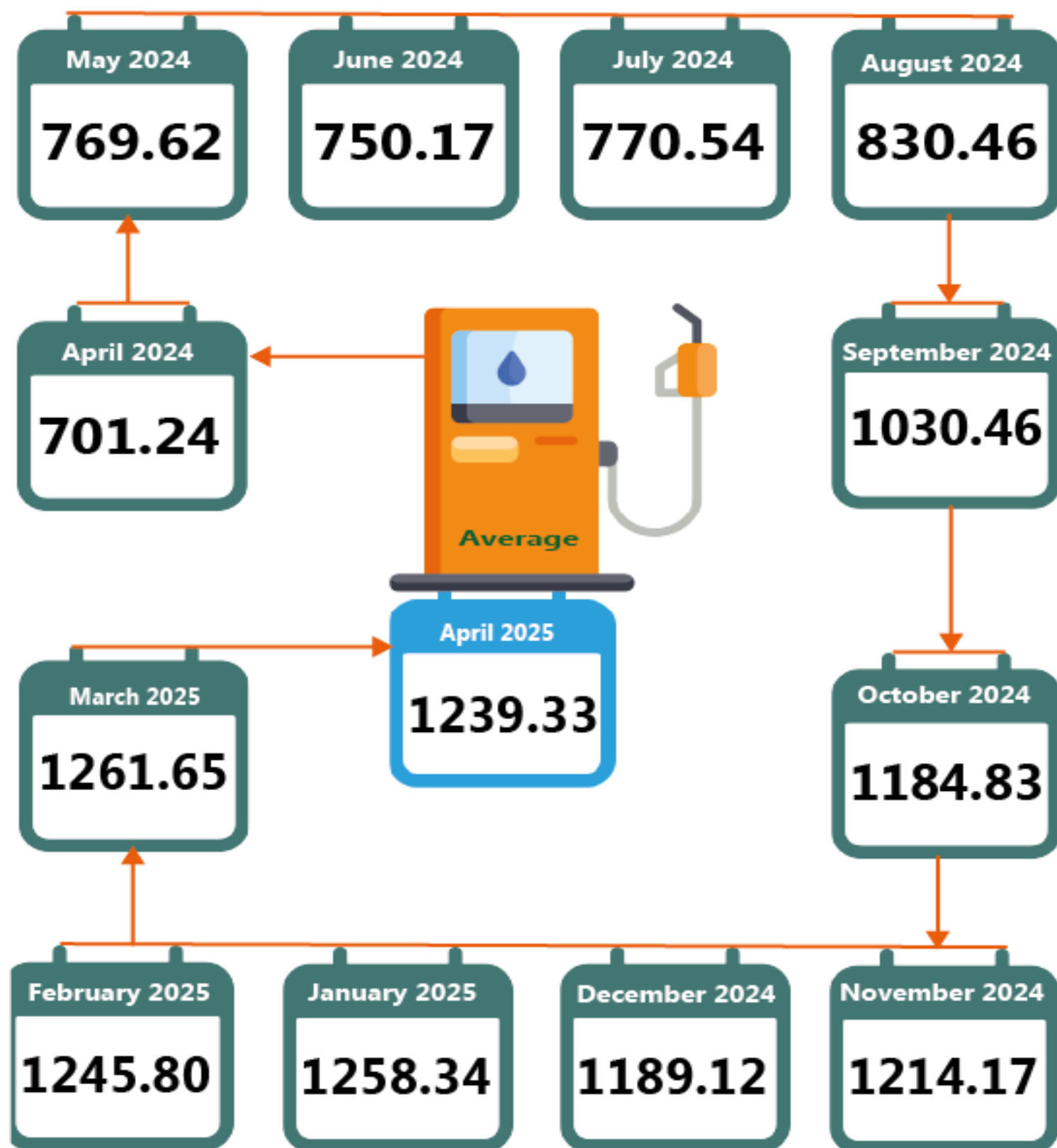
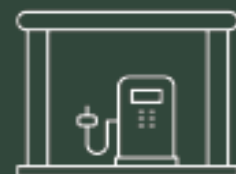
Average PMS Prices Across Zones



PREMIUM MOTOR SPIRIT (PETROL) PRICE WATCH

- APRIL 2025

12 Months Average Prices



APPENDIX

	Apr-24	Mar-25	Apr-25	MoM	YoY
NORTH CENTRAL	704.19	1286.31	1242.94	-3.37	76.51
Abuja	670.00	1149.41	1180.42	2.70	76.18
Benue	713.64	1451.69	1341.34	-7.60	87.96
Kogi	797.78	1298.94	1258.00	-3.15	57.69
Kwara	650.00	1106.14	1014.85	-8.25	56.13
Nasarawa	778.89	1238.21	1293.90	4.50	66.12
Niger	633.75	1309.00	1309.54	0.04	106.63
Plateau	685.29	1450.80	1302.52	-10.22	90.07
NORTH EAST	734.70	1214.62	1166.27	-3.98	58.74
Adamawa	741.67	1400.00	1370.00	-2.14	84.72
Bauchi	718.75	1125.55	1186.98	5.46	65.15
Borno	743.91	1138.70	1153.33	1.29	55.04
Gombe	717.00	1155.41	1060.93	-8.18	47.97
Taraba	751.89	1353.95	1256.39	-7.21	67.10
Yobe	735.00	1114.11	970.00	-12.94	31.97
NORTH WEST	714.20	1461.59	1325.90	-9.28	85.65
Jigawa	711.54	1700.00	1567.84	-7.77	120.35
Kaduna	699.64	1650.00	1395.04	-15.45	99.39
Kano	700.00	1530.56	1283.70	-16.13	83.39
Katsina	697.73	1474.42	1111.94	-24.58	59.37
Kebbi	722.86	1125.55	1148.91	2.08	58.94
Sokoto	713.33	1550.00	1550.00	0.00	117.29
Zamfara	754.29	1200.63	1223.89	1.94	62.26
SOUTH EAST	706.98	1331.59	1341.71	0.76	89.78
Abia	706.00	1305.00	1227.15	-5.97	73.82
Anambra	707.86	1142.45	1240.69	8.60	75.27
Ebonyi	702.50	1186.35	1118.80	-5.69	59.26
Enugu	705.75	1500.00	1533.41	2.23	117.27
Imo	712.78	1524.15	1588.50	4.22	122.86
SOUTH SOUTH	690.05	1226.00	1222.54	-0.28	77.17
Akwa Ibom	692.50	1184.06	1139.00	-3.81	64.48
Bayelsa	689.00	1000.00	1185.90	18.59	72.12
Cross River	682.78	1563.86	1301.69	-16.76	90.65
Delta	688.75	1175.93	1161.41	-1.23	68.63
Edo	691.25	1256.61	1283.24	2.12	85.64
Rivers	696.00	1175.54	1263.98	7.52	81.61
SOUTH WEST	655.66	838.41	1024.81	22.23	56.30
Ekiti	661.67	963.40	1226.30	27.29	85.33
Lagos	602.55	975.00	1064.58	9.19	76.68
Ogun	647.14	1143.79	1166.24	1.96	80.21
Ondo	671.25	1099.66	1148.42	4.43	71.09
Osun	691.00	980.00	1042.49	6.38	50.87
Oyo	660.33	982.00	1183.79	20.55	79.27
Grand Total	701.24	1261.65	1239.33	-1.77	76.73

CONTACT



National Bureau of Statistics
Head Office

#1 Wole Olanipekun St,
Central Business District,
Federal Capital Territory
Abuja

Alesanmi F.
Information Desk

Asst. Director, Communication & Public
Relation Department (C&PRD)
Phone: +2348028365685
funsoebun@yahoo.com

Dr. Ayo A.A
Head Prices Division

Phone: +2348036082904
anthonyayo@nigerianstat.gov.ng

Moses Mathew
Statistical Information Officer

Phone: +2347069071157
matmoses@nigerianstat.gov.ng



@nbs_nigeria



NBSNIGERIA



Nbs_nigeria

