



NATIONAL BUREAU OF STATISTICS

Premium Motor Spirit (Petrol) Price Watch

(MAY 2025)

Report Date: June 2025

Data Source: National Bureau of Statistics (NBS)



CONTENT

Methodology	3
Executive Summary	4
Average PMS Prices Across States	5
Average PMS Prices Across Zones	6
12 Months Average Prices	7
Appendix	8
Contact	9



METHODOLOGY

The data collection was conducted in sample outlets spread across 774 local government areas in all the 36 states and the FCT, Abuja. The data was collected from over 10,000 respondents located in the outlets. The estimates were derived from the weights generated from household expenditure on fuel and the actual prices households bought those fuels. This data collection exercise was done by over 700 NBS staff in all the states and the FCT and were closely monitored by quality control officers with sophisticated monitoring guidelines.

The average prices are reported for each state and the FCT, Abuja accordingly.


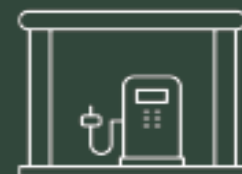
EXECUTIVE SUMMARY

The average retail price paid by consumers for Premium Motor Spirit (Petrol) for May 2025 was N1027.76, indicating a 33.54% increase compared to the value recorded in May 2024 (N769.62). Likewise, comparing the average price value with the previous month (i.e. April 2025), the average retail price decreased by 17.07% from N1239.33.

On State profile analysis, Sokoto State had the highest average retail price for Premium Motor Spirit (Petrol), at N1100.50, Zamfara and Anambra States were next, with N1093.21, and N1084.13, respectively. Conversely, Yobe, Rivers and Taraba States had the lowest average retail prices for Premium Motor Spirit (Petrol), at N950.60, N981.67, and N983.00 respectively. Lastly, on the Zonal profile, the South East Zone had the highest average retail price of N1049.15, while the North Central Zone had the lowest price of N1005.42.

PREMIUM MOTOR SPIRIT (PETROL) PRICE WATCH - MAY 2025

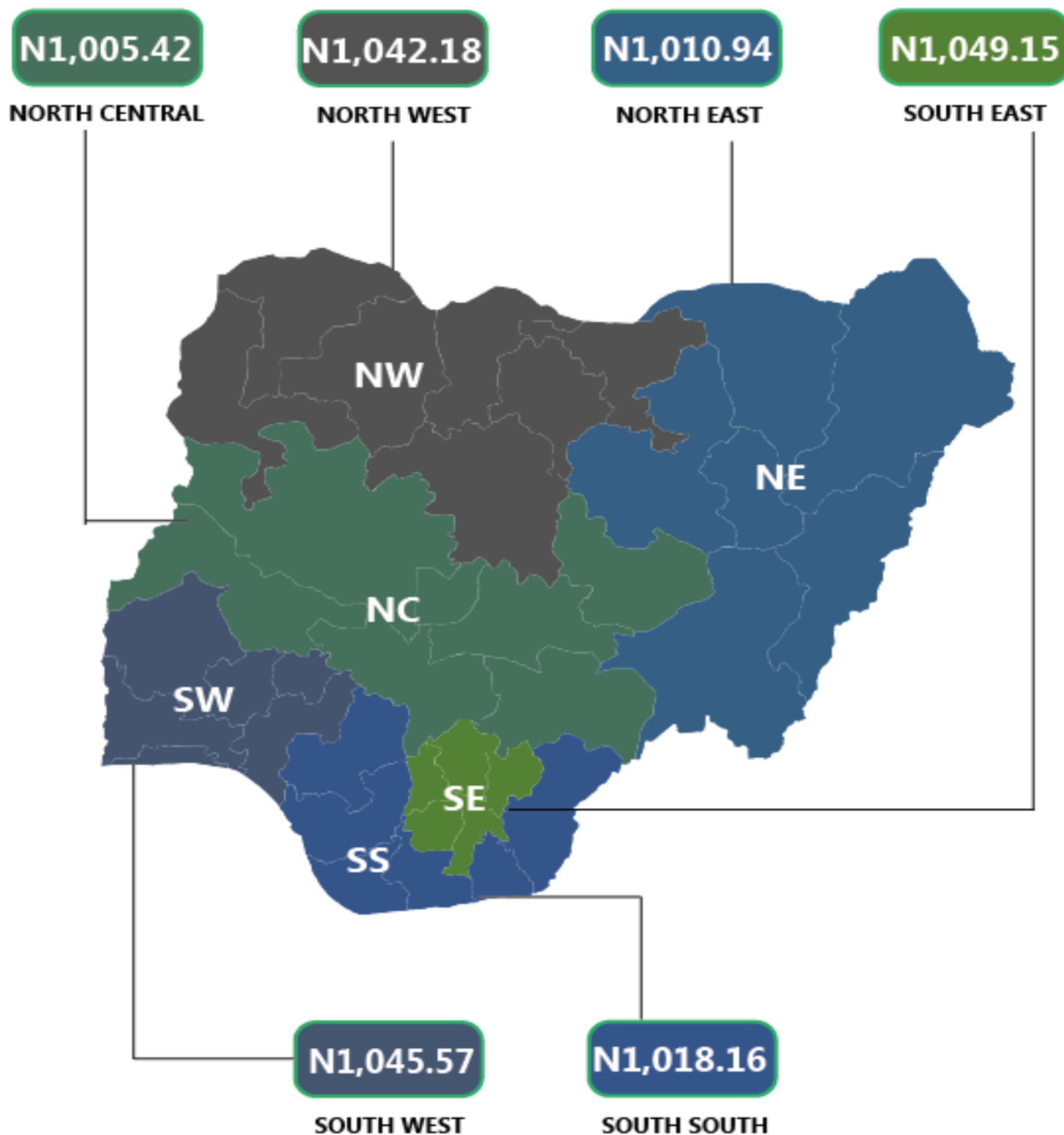
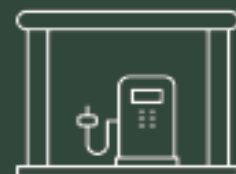
Average PMS Prices Across States



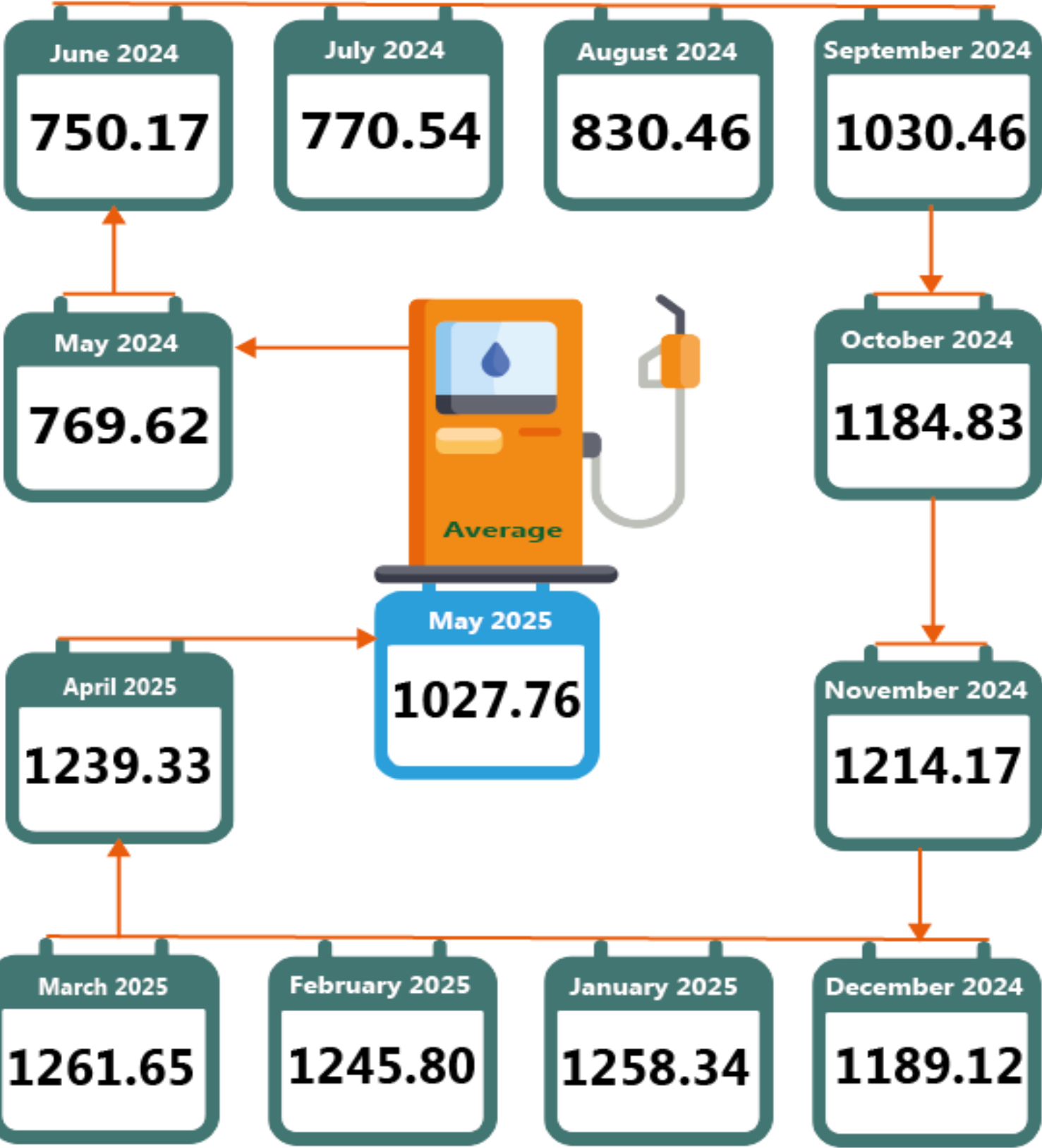
STATES WITH THE HIGHEST AVERAGE PRICES		STATES WITH THE LOWEST AVERAGE PRICES	
SOKOTO	N1,100.00	YOBE	N950.60
ZAMFARA	N1,093.21	RIVERS	N981.67
ANAMBRA	N1,084.13	TARABA	N983.00

PREMIUM MOTOR SPIRIT (PETROL) PRICE WATCH - MAY 2025

Average PMS Prices Across Zones



PREMIUM MOTOR SPIRIT (PETROL) PRICE WATCH
 - MAY 2025
 12 Months Average Prices



APPENDIX

	May-24	Apr-25	May-25	MoM	YoY
NORTH CENTRAL	695.04	1242.94	1005.42	-19.11	44.66
Abuja	662.73	1180.42	1029.80	-12.76	55.39
Benue	882.22	1341.34	1009.31	-24.75	14.41
Kogi	697.66	1258.00	986.67	-21.57	41.42
Kwara	645.15	1014.85	1038.06	2.29	60.90
Nasarawa	659.44	1293.90	992.00	-23.33	50.43
Niger	642.16	1309.54	991.08	-24.32	54.33
Plateau	675.93	1302.52	991.05	-23.91	46.62
NORTH EAST	777.04	1166.27	1010.94	-13.32	30.10
Adamawa	798.60	1370.00	1053.40	-23.11	31.91
Bauchi	693.81	1186.98	1053.73	-11.23	51.88
Borno	800.32	1153.33	1034.93	-10.27	29.32
Gombe	766.54	1060.93	990.00	-6.69	29.15
Taraba	818.37	1256.39	983.00	-21.76	20.12
Yobe	784.63	970.00	950.60	-2.00	21.15
NORTH WEST	845.26	1325.90	1042.18	-21.40	23.30
Jigawa	937.50	1567.84	1079.02	-31.18	15.10
Kaduna	815.94	1395.04	1020.83	-26.82	25.11
Kano	792.86	1283.70	988.16	-23.02	24.63
Katsina	782.22	1111.94	992.22	-10.77	26.85
Kebbi	880.00	1148.91	1021.79	-11.06	16.11
Sokoto	872.50	1550.00	1100.00	-29.03	26.07
Zamfara	835.83	1223.89	1093.21	-10.68	30.79
SOUTH EAST	766.21	1341.71	1049.15	-21.80	36.93
Abia	770.00	1227.15	1059.02	-13.70	37.53
Anambra	766.94	1240.69	1084.13	-12.62	41.36
Ebonyi	770.00	1118.80	1060.18	-5.24	37.69
Enugu	765.00	1533.41	1054.59	-31.23	37.85
Imo	759.09	1588.50	987.86	-37.81	30.14
SOUTH SOUTH	770.01	1222.54	1018.16	-16.72	32.23
Akwa Ibom	790.00	1139.00	1033.41	-9.27	30.81
Bayelsa	791.00	1185.90	1006.00	-15.17	27.18
Cross River	740.00	1301.69	1000.55	-23.13	35.21
Delta	748.00	1161.41	1067.34	-8.10	42.69
Edo	768.33	1283.24	1020.00	-20.51	32.75
Rivers	782.73	1263.98	981.67	-22.34	25.42
SOUTH WEST	763.39	838.41	1024.81	22.23	34.25
Ekiti	798.00	1226.30	1001.19	-18.36	25.46
Lagos	636.80	1064.58	1077.05	1.17	69.13
Ogun	730.00	1166.24	1013.13	-13.13	38.78
Ondo	882.67	1148.42	1083.47	-5.66	22.75
Osun	790.36	1042.49	1060.58	1.73	34.19
Oyo	742.50	1183.79	1038.01	-12.32	39.80
Grand Total	769.62	1239.33	1027.76	-17.07	33.54

CONTACT



National Bureau of Statistics
Head Office

#1 Wole Olanipekun St,
Central Business District,
Federal Capital Territory
Abuja

Alesanmi F.
Information Desk

Asst. Director, Communication & Public
Relation Department (C&PRD)
Phone: +2348028365685
funsoebun@yahoo.com

Dr. Ayo A.A
Head Prices Division

Phone: +2348036082904
anthonyayo@nigerianstat.gov.ng

Moses Mathew
Statistical Information Officer

Phone: +2347069071157
matmoses@nigerianstat.gov.ng



@nbs_nigeria



NBSNIGERIA



Nbs_nigeria

