

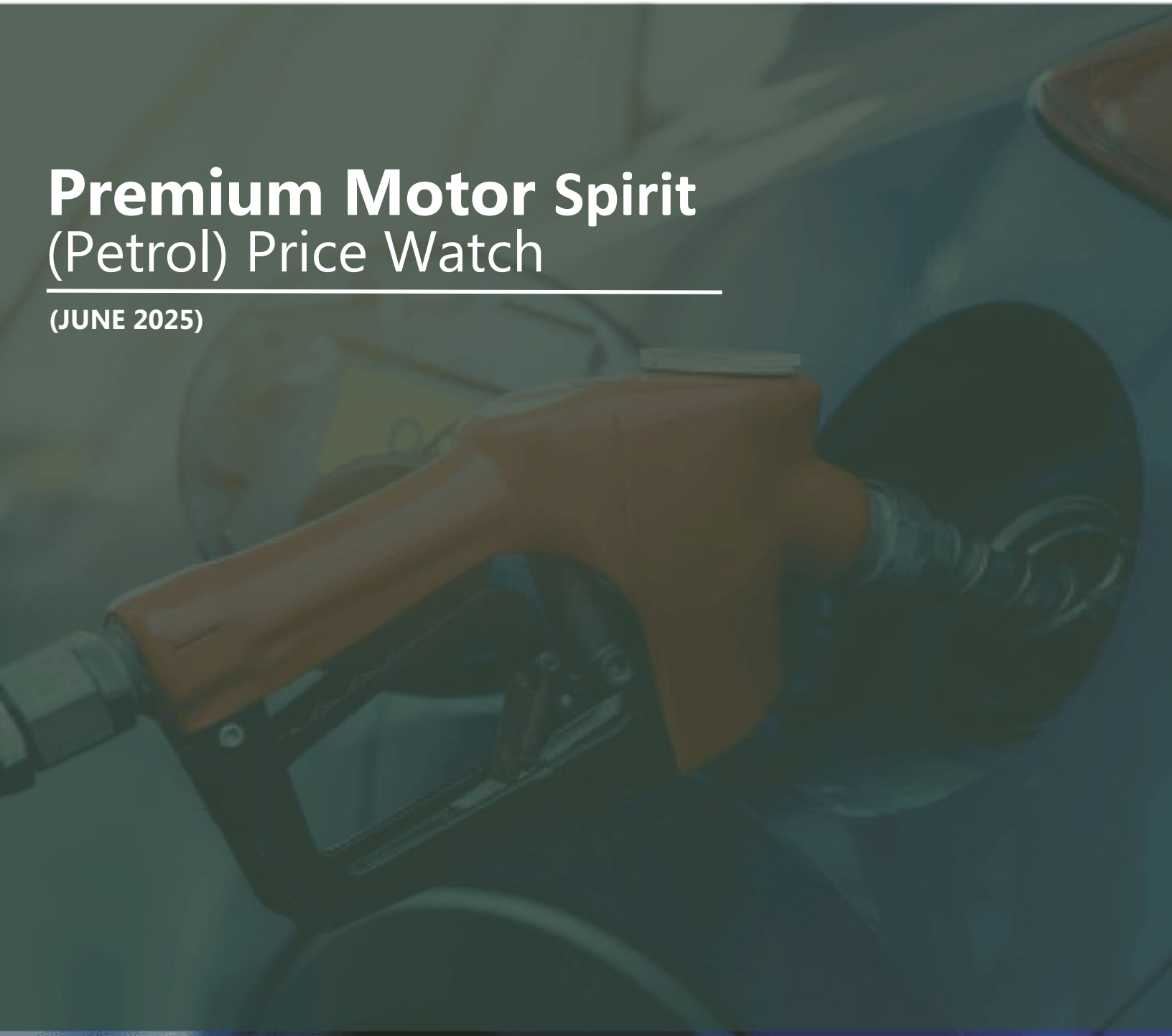


NATIONAL BUREAU OF STATISTICS

# Premium Motor Spirit (Petrol) Price Watch

---

(JUNE 2025)



**Report Date: July 2025**

**Data Source: National Bureau of Statistics (NBS)**

# CONTENT

Methodology	3
Executive Summary	4
Average PMS Prices Across States	5
Average PMS Prices Across Zones	6
12 Months Average Prices	7
Appendix	8
Contact	9

## METHODOLOGY

The data collection was conducted in sample outlets spread across 774 local government areas in all the 36 states and the FCT, Abuja. The data was collected from over 10,000 respondents located in the outlets. The estimates were derived from the weights generated from household expenditure on fuel and the actual prices households bought those fuels. This data collection exercise was done by over 700 NBS staff in all the states and the FCT and were closely monitored by quality control officers with sophisticated monitoring guidelines.

The average prices are reported for each state and the FCT, Abuja accordingly.

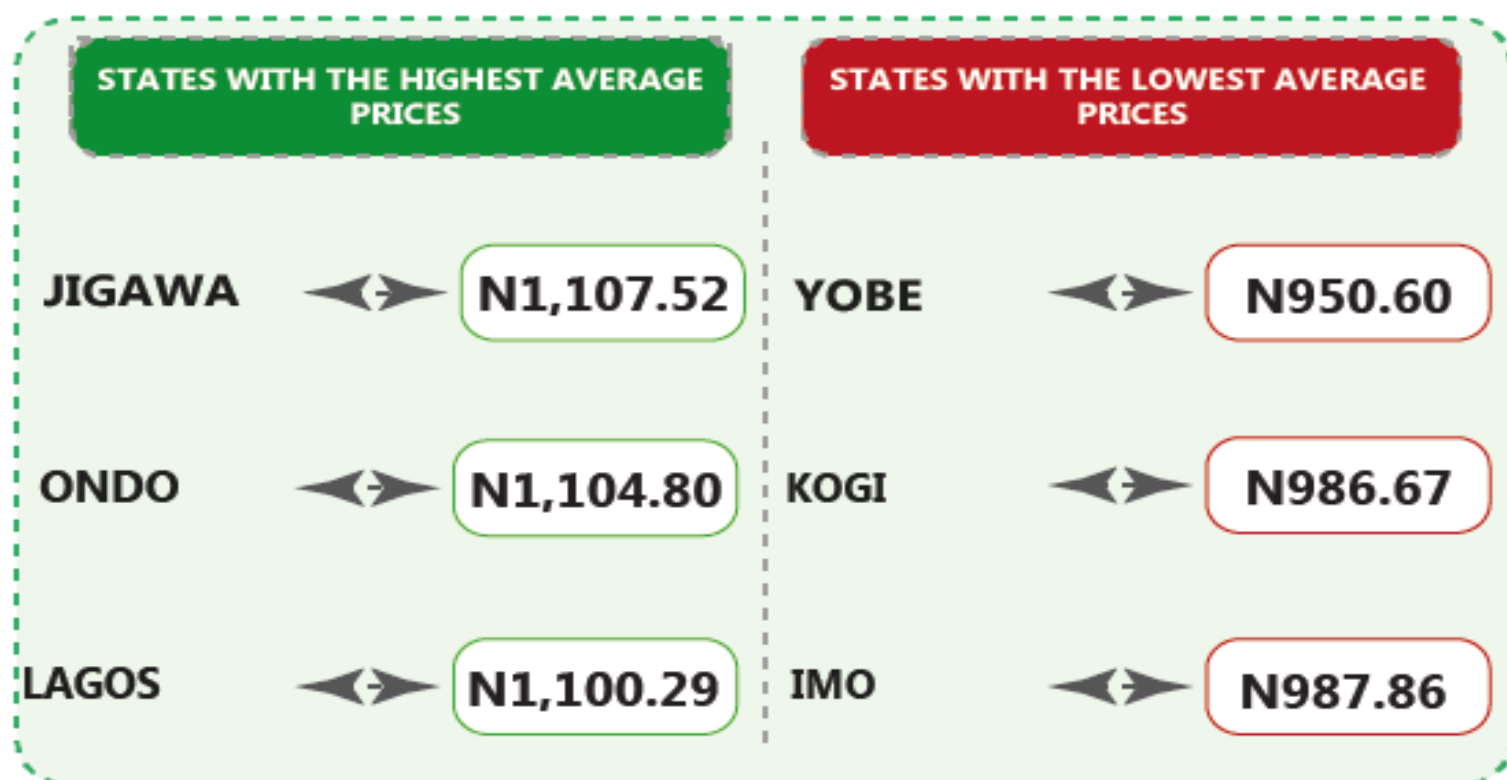

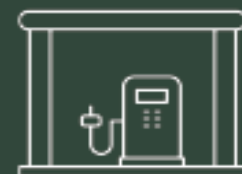
## EXECUTIVE SUMMARY

The average retail price paid by consumers for Premium Motor Spirit (Petrol) for June 2025 was N1037.66, indicating a 38.32% increase compared to the value recorded in June 2024 (N750.17). Likewise, comparing the average price value with that of the previous month (i.e., May 2025), the average retail price increased by 0.96% from N1,027.76.

On State profile analysis, Jigawa State had the highest average retail price for Premium Motor Spirit (Petrol), at N1107.52. Ondo and Lagos States were next, with N1104.80 and N1100.29, respectively. Conversely, Yobe, Kogi, and Imo States had the lowest average retail prices for Premium Motor Spirit (Petrol), at N950.60, N986.67, and N987.86 respectively. Lastly, on the Zonal profile, the North West Zone had the highest average retail price of N1062.84, while the North East Zone had the lowest price of N1020.15.

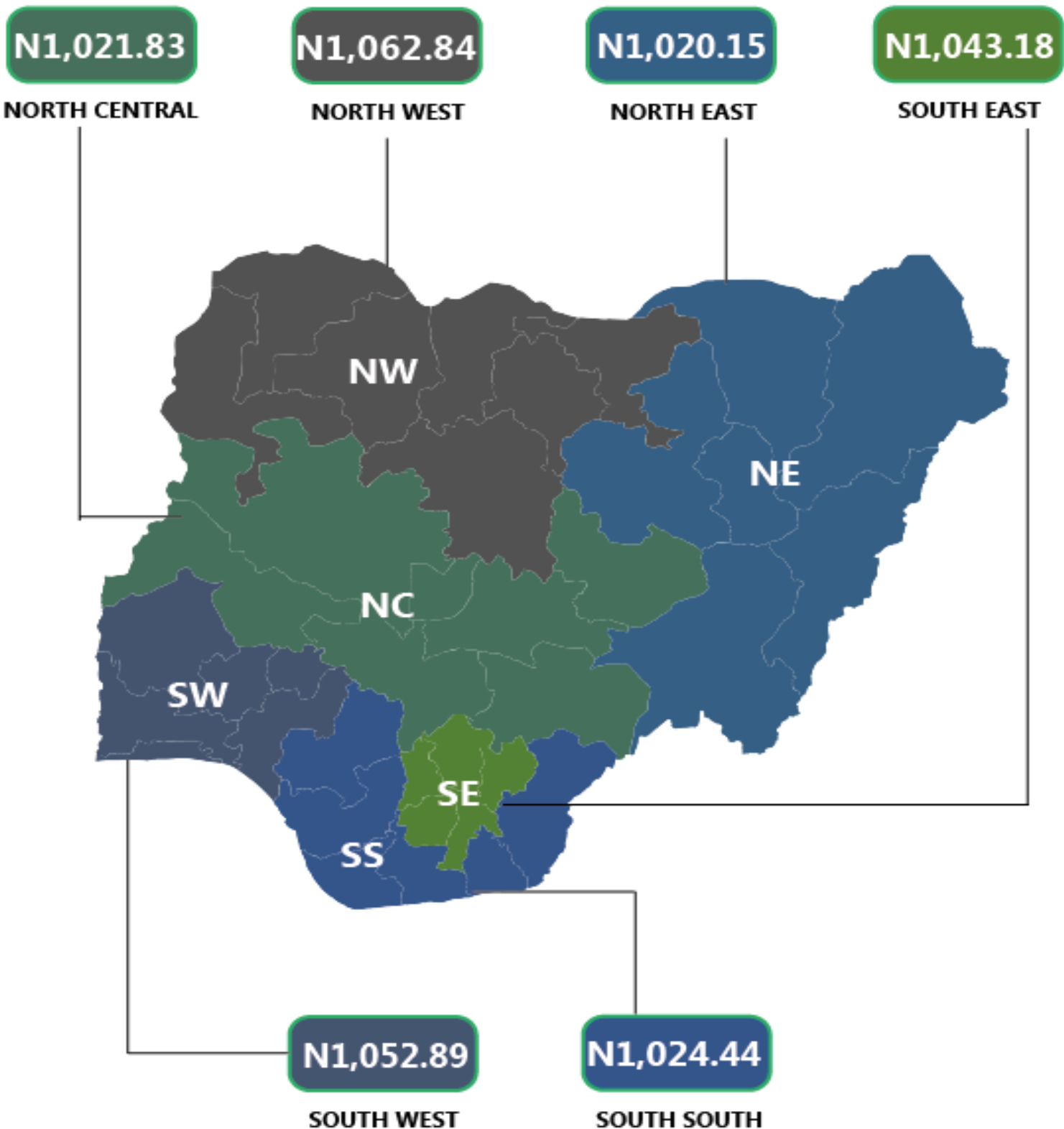
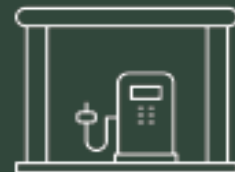
# PREMIUM MOTOR SPIRIT (PETROL) PRICE WATCH - JUNE 2025

Average PMS Prices Across States



# PREMIUM MOTOR SPIRIT (PETROL) PRICE WATCH - JUNE 2025

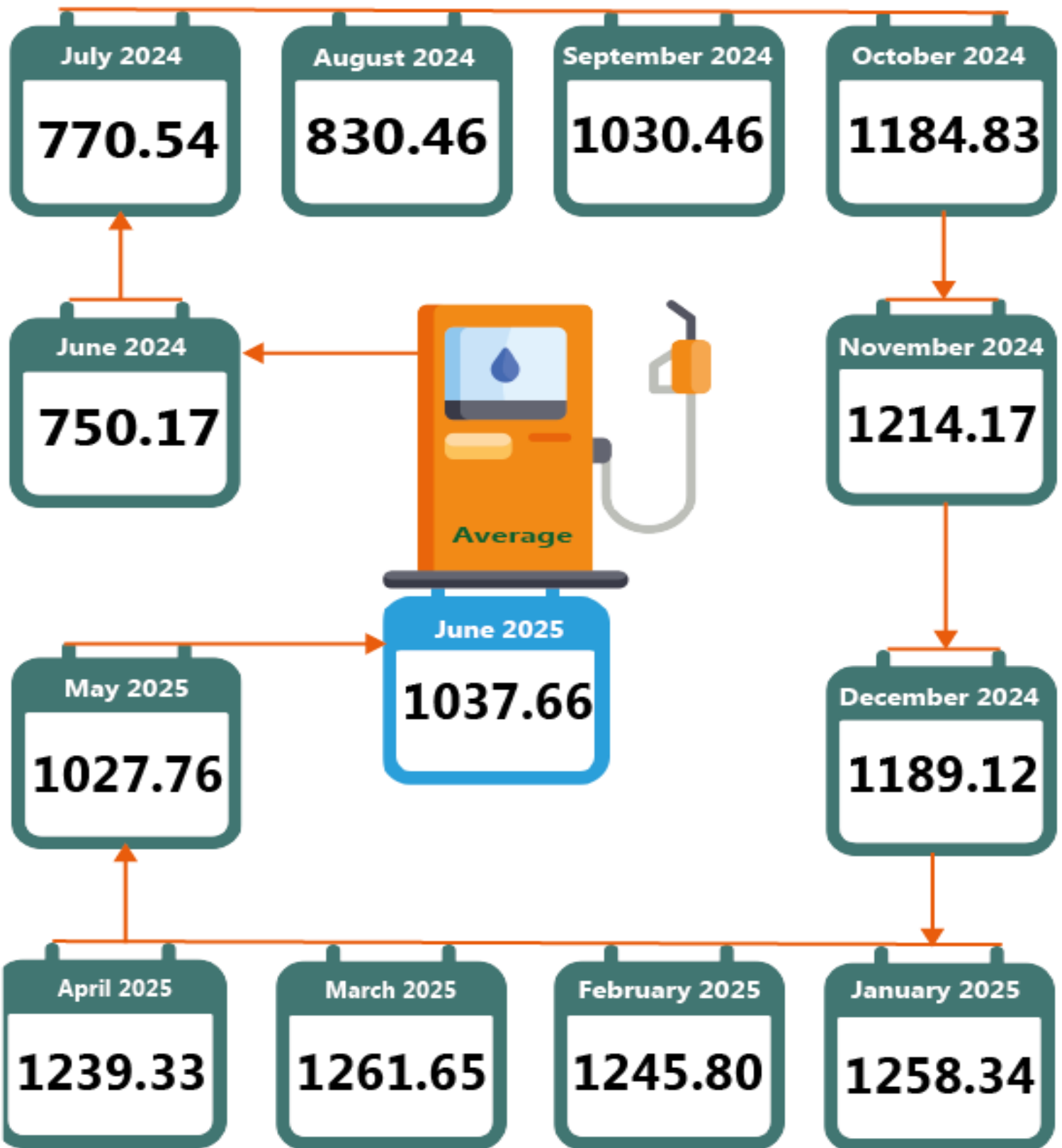
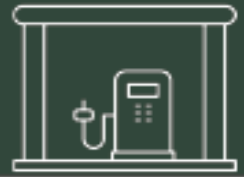
Average PMS Prices Across Zones



# PREMIUM MOTOR SPIRIT (PETROL) PRICE WATCH

## - JUNE 2025

12 Months Average Prices



## APPENDIX

	Jun-24	May-25	Jun-25	MoM	YoY
<b>NORTH CENTRAL</b>	<b>741.04</b>	<b>1005.42</b>	<b>1021.83</b>	<b>1.63</b>	<b>37.89</b>
Abuja	696.00	1029.80	1050.36	2.00	50.91
Benue	854.55	1009.31	1016.08	0.67	18.90
Kogi	789.47	986.67	986.67	0.00	24.98
Kwara	650.00	1038.06	1031.22	-0.66	58.65
Nasarawa	773.08	992.00	992.00	0.00	28.32
Niger	704.47	991.08	1067.41	7.70	51.52
Plateau	719.73	991.05	1009.05	1.82	40.20
<b>NORTH EAST</b>	<b>736.39</b>	<b>1010.94</b>	<b>1020.15</b>	<b>0.91</b>	<b>38.53</b>
Adamawa	741.67	1053.40	1083.40	2.85	46.08
Bauchi	718.75	1053.73	1055.34	0.15	46.83
Borno	743.91	1034.93	1034.93	0.00	39.12
Gombe	727.14	990.00	990.00	0.00	36.15
Taraba	751.89	983.00	1006.60	2.40	33.88
Yobe	735.00	950.60	950.60	0.00	29.33
<b>NORTH WEST</b>	<b>748.65</b>	<b>1042.18</b>	<b>1062.84</b>	<b>1.98</b>	<b>41.97</b>
Jigawa	847.00	1079.02	1107.52	2.64	30.76
Kaduna	709.58	1020.83	1064.79	4.31	50.06
Kano	715.45	988.16	1015.12	2.73	41.89
Katsina	742.50	992.22	1003.48	1.14	35.15
Kebbi	742.31	1021.79	1052.14	2.97	41.74
Sokoto	723.33	1100.00	1100.00	0.00	52.07
Zamfara	760.38	1093.21	1096.81	0.33	44.24
<b>SOUTH EAST</b>	<b>792.75</b>	<b>1049.15</b>	<b>1043.18</b>	<b>-0.57</b>	<b>31.59</b>
Abia	794.91	1059.02	1041.28	-1.67	30.99
Anambra	779.42	1084.13	1088.20	0.37	39.62
Ebonyi	795.50	1060.18	1043.96	-1.53	31.23
Enugu	797.79	1054.59	1054.59	0.00	32.19
Imo	796.15	987.86	987.86	0.00	24.08
<b>SOUTH SOUTH</b>	<b>794.64</b>	<b>1018.16</b>	<b>1024.44</b>	<b>0.62</b>	<b>28.92</b>
Akwa Ibom	807.78	1033.41	1033.41	0.00	27.93
Bayelsa	797.27	1006.00	1006.00	0.00	26.18
Cross River	793.33	1000.55	1025.55	2.50	29.27
Delta	785.71	1067.34	1067.34	0.00	35.84
Edo	773.75	1020.00	1020.00	0.00	31.83
Rivers	810.00	981.67	994.32	1.29	22.76
<b>SOUTH WEST</b>	<b>696.42</b>	<b>838.41</b>	<b>1024.81</b>	<b>22.23</b>	<b>47.15</b>
Ekiti	747.22	1001.19	1001.19	0.00	33.99
Lagos	626.94	1077.05	1100.29	2.16	75.50
Ogun	670.63	1013.13	1012.50	-0.06	50.98
Ondo	747.86	1083.47	1104.80	1.97	47.73
Osun	689.23	1060.58	1060.58	0.00	53.88
Oyo	696.67	1038.01	1038.01	0.00	49.00
<b>Grand Total</b>	<b>750.17</b>	<b>1027.76</b>	<b>1037.66</b>	<b>0.96</b>	<b>38.32</b>

## CONTACT



**National Bureau of Statistics**  
Head Office

#1 Wole Olanipekun St,  
Central Business District,  
Federal Capital Territory  
Abuja

**Alesanmi F.**  
Information Desk

Asst. Director, Communication & Public  
Relation Department (C&PRD)  
Phone: +2348028365685  
funsoebun@yahoo.com

**Dr. Ayo A.A**  
Head Prices Division

Phone: +2348036082904  
anthonyayo@nigerianstat.gov.ng

**Moses Mathew**  
Statistical Information Officer

Phone: +2347069071157  
matmoses@nigerianstat.gov.ng



@nbs\_nigeria



NBSNIGERIA



Nbs\_nigeria

