



NATIONAL BUREAU OF STATISTICS

# Premium Motor Spirit (Petrol) Price Watch

---

(JULY 2025)

**Report Date: August 2025**

Data Source: National Bureau of Statistics (NBS)

# CONTENT

Methodology	3
Executive Summary	4
Average PMS Prices Across States	5
Average PMS Prices Across Zones	6
12 Months Average Prices	7
Appendix	8
Contact	9



## METHODOLOGY

The data collection was conducted in sample outlets spread across 774 local government areas in all the 36 states and the FCT, Abuja. The data was collected from over 10,000 respondents located in the outlets. The estimates were derived from the weights generated from household expenditure on fuel and the actual prices households bought those fuels. This data collection exercise was done by over 700 NBS staff in all the states and the FCT and were closely monitored by quality control officers with sophisticated monitoring guidelines.

The average prices are reported for each state and the FCT, Abuja accordingly.

## EXECUTIVE SUMMARY

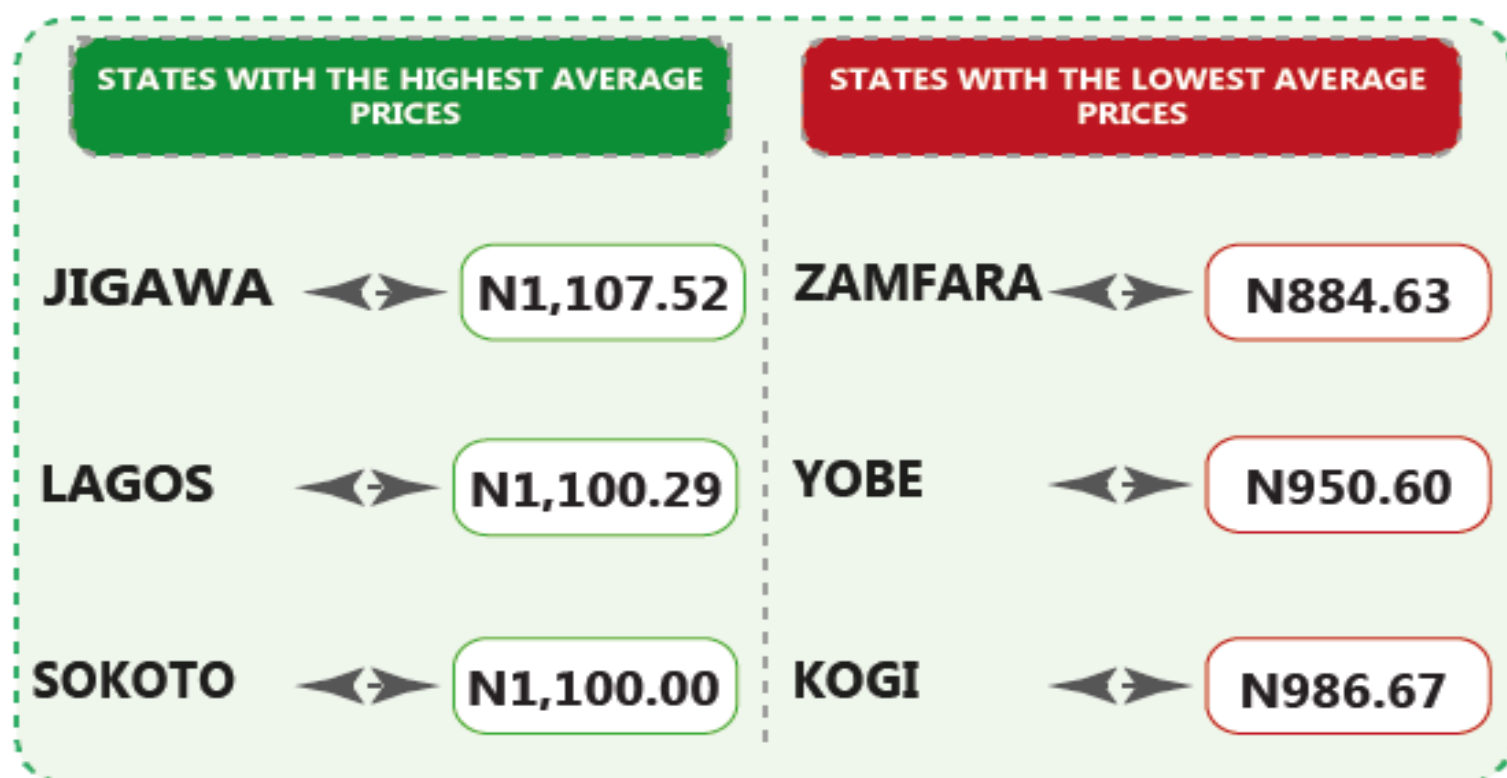

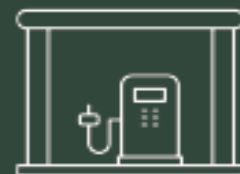
The average retail price paid by consumers for Premium Motor Spirit (Petrol) for July 2025 was N1024.99, indicating a 33.02% increase compared to the value recorded in July 2024 (N770.54).

On the contrary, comparing the average price value with that of the previous month (i.e., June 2025), the average retail price decreased by 1.22% from N1,037.66.

On State profile analysis, Jigawa State had the highest average retail price for Premium Motor Spirit (Petrol), at N1107.52. Lagos and Sokoto States were next, with N1100.29 and N1100.00, respectively. Conversely, Zamfara, Yobe, and Kogi States had the lowest average retail prices for Premium Motor Spirit (Petrol), at N884.63, N950.60, and N986.67 respectively. Lastly, on the Zonal profile, the North West Zone had the highest average retail price of N1035.85, while the North East Zone had the lowest price of N1017.65.

# PREMIUM MOTOR SPIRIT (PETROL) PRICE WATCH - JULY 2025

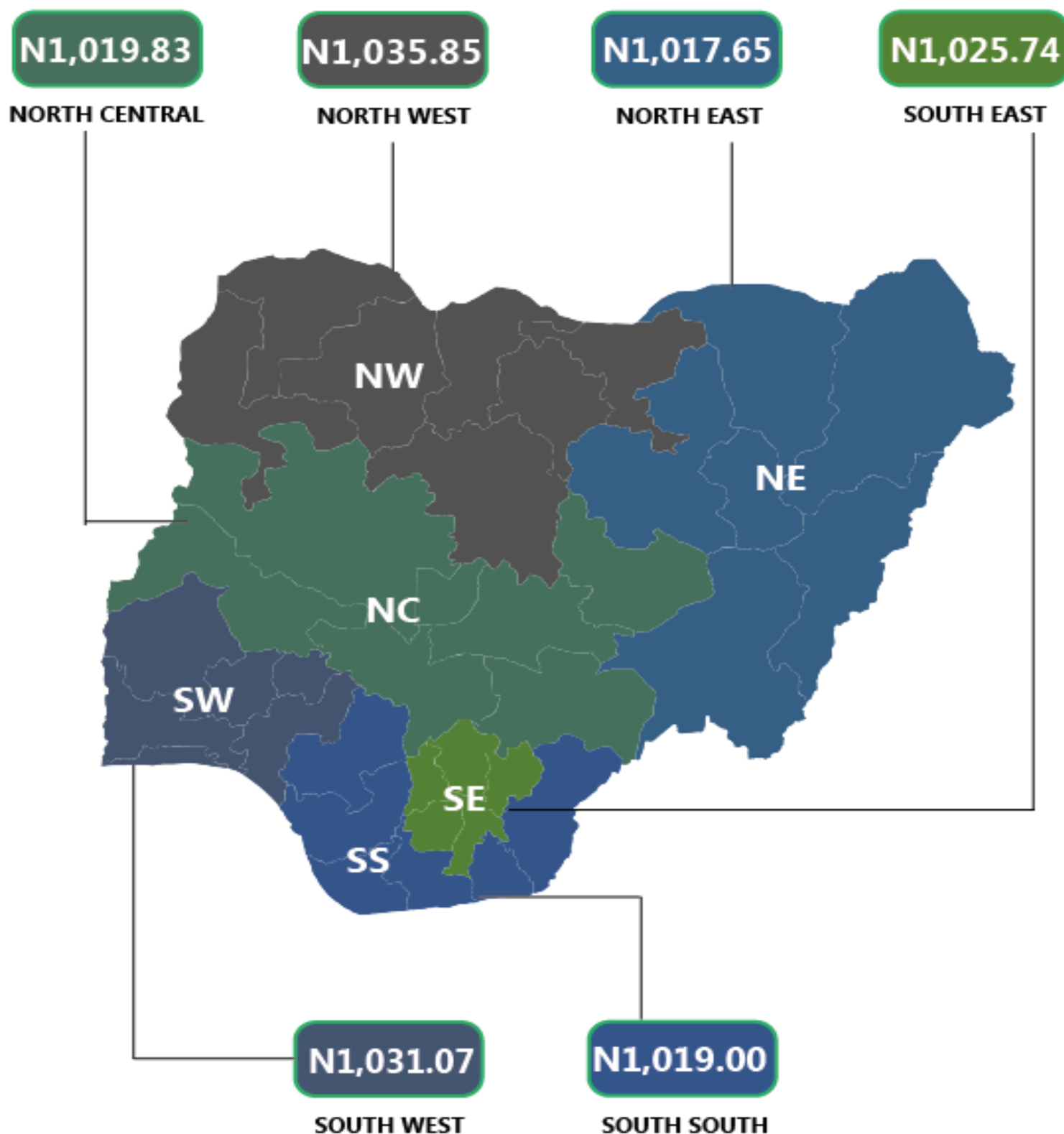
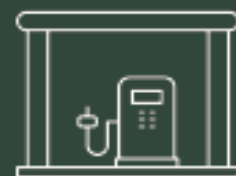
Average PMS Prices Across States



# PREMIUM MOTOR SPIRIT (PETROL) PRICE WATCH

- JULY 2025

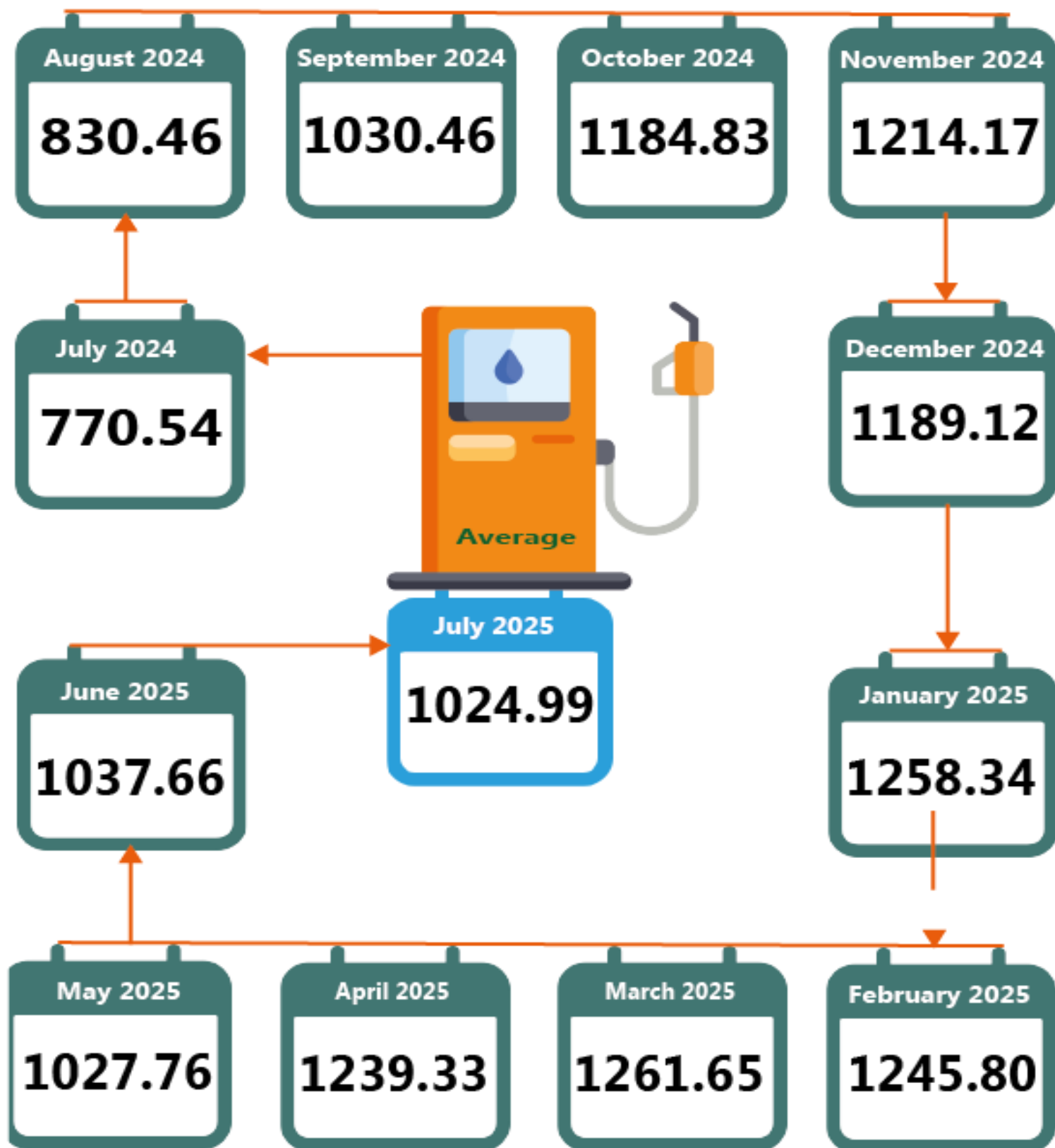
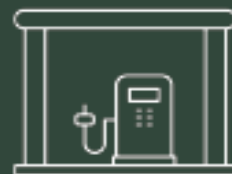
Average PMS Prices Across Zones



# PREMIUM MOTOR SPIRIT (PETROL) PRICE WATCH

- JULY 2025

12 Months Average Prices



## APPENDIX

	Jul-24	Jun-25	Jul-25	MoM	YoY
<b>NORTH CENTRAL</b>	<b>747.90</b>	<b>1021.83</b>	<b>1019.83</b>	<b>-0.20</b>	<b>36.36</b>
Abuja	677.00	1050.36	1033.69	-1.59	52.69
Benue	846.95	1016.08	1021.08	0.49	20.56
Kogi	751.43	986.67	986.67	0.00	31.31
Kwara	650.00	1031.22	1031.22	0.00	58.65
Nasarawa	781.96	992.00	992.00	0.00	26.86
Niger	745.52	1067.41	1055.13	-1.15	41.53
Plateau	782.42	1009.05	1019.05	0.99	30.24
<b>NORTH EAST</b>	<b>815.34</b>	<b>1020.15</b>	<b>1017.65</b>	<b>-0.25</b>	<b>24.81</b>
Adamawa	809.73	1083.40	1063.40	-1.85	31.33
Bauchi	816.25	1055.34	1030.34	-2.37	26.23
Borno	829.46	1034.93	1034.93	0.00	24.77
Gombe	809.15	990.00	990.00	0.00	22.35
Taraba	826.55	1006.60	1036.60	2.98	25.41
Yobe	800.88	950.60	950.60	0.00	18.69
<b>NORTH WEST</b>	<b>820.10</b>	<b>1062.84</b>	<b>1035.85</b>	<b>-2.54</b>	<b>26.31</b>
Jigawa	903.08	1107.52	1107.52	0.00	22.64
Kaduna	763.00	1064.79	1045.23	-1.84	36.99
Kano	755.36	1015.12	1005.51	-0.95	33.12
Katsina	950.00	1003.48	1042.17	3.86	9.70
Kebbi	822.14	1052.14	1065.89	1.31	29.65
Sokoto	750.00	1100.00	1100.00	0.00	46.67
Zamfara	797.14	1096.81	884.63	-19.35	10.97
<b>SOUTH EAST</b>	<b>786.78</b>	<b>1043.18</b>	<b>1025.74</b>	<b>-1.67</b>	<b>30.37</b>
Abia	797.42	1041.28	1025.75	-1.49	28.63
Anambra	781.99	1088.20	1016.53	-6.59	29.99
Ebonyi	780.77	1043.96	1043.96	0.00	33.71
Enugu	780.28	1054.59	1054.59	0.00	35.16
Imo	793.41	987.86	987.86	0.00	24.51
<b>SOUTH SOUTH</b>	<b>678.30</b>	<b>1024.44</b>	<b>1019.00</b>	<b>-0.53</b>	<b>50.23</b>
Akwa Ibom	673.75	1033.41	1033.41	0.00	53.38
Bayelsa	684.00	1006.00	1006.00	0.00	47.08
Cross River	677.78	1025.55	1013.05	-1.22	49.47
Delta	680.00	1067.34	1047.20	-1.89	54.00
Edo	669.75	1020.00	1020.00	0.00	52.30
Rivers	684.55	994.32	994.32	0.00	45.25
<b>SOUTH WEST</b>	<b>773.06</b>	<b>838.41</b>	<b>1024.81</b>	<b>22.23</b>	<b>32.57</b>
Ekiti	774.38	1001.19	1001.19	0.00	29.29
Lagos	693.82	1100.29	1100.29	0.00	58.58
Ogun	742.22	1012.50	1000.00	-1.23	34.73
Ondo	776.92	1104.80	1007.01	-8.85	29.61
Osun	842.14	1060.58	1039.93	-1.95	23.49
Oyo	808.85	1038.01	1038.01	0.00	28.33
<b>Grand Total</b>	<b>770.54</b>	<b>1037.66</b>	<b>1024.99</b>	<b>-1.22</b>	<b>33.02</b>



## CONTACT



**National Bureau of Statistics**  
Head Office

#1 Wole Olanipekun St,  
Central Business District,  
Federal Capital Territory  
Abuja

**Alesanmi F.**  
Information Desk

Asst. Director, Communication & Public  
Relation Department (C&PRD)  
Phone: +2348028365685  
funsoebun@yahoo.com

**Dr. Ayo A.A**  
Head Prices Division

Phone: +2348036082904  
anthonyayo@nigerianstat.gov.ng

**Moses Mathew**  
Statistical Information Officer

Phone: +2347069071157  
matmoses@nigerianstat.gov.ng



@nbs\_nigeria



NBSNIGERIA



Nbs\_nigeria

