



NATIONAL BUREAU OF STATISTICS

Premium Motor Spirit (Petrol) Price Watch

(NOVEMBER 2025)

Report Date: December 2025

Data Source: National Bureau of Statistics (NBS)

CONTENT

Methodology	3
Executive Summary	4
Average PMS Prices Across States	5
Average PMS Prices Across Zones	6
12 Months Average Prices	7
Appendix	8
Contact	9



METHODOLOGY

The data collection was conducted in sample outlets spread across 774 local government areas in all the 36 states and the FCT, Abuja. The data was collected from over 10,000 respondents located in the outlets. The estimates were derived from the weights generated from household expenditure on fuel and the actual prices households bought those fuels. This data collection exercise was done by over 700 NBS staff in all the states and the FCT and were closely monitored by quality control officers with sophisticated monitoring guidelines.

The average prices are reported for each state and the FCT, Abuja accordingly.

EXECUTIVE SUMMARY


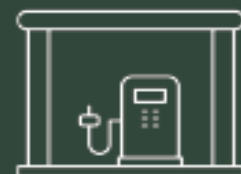
The average retail price paid by consumers for Premium Motor Spirit (Petrol) for November 2025 was ₦1,061.35, indicating a 12.59% decrease compared to the value recorded in November 2024 (₦1,214.17). Likewise, comparing the average price value with that of the previous month (i.e., October 2025), the average retail price increased by 0.86% from ₦1052.31.

On State profile analysis, Borno State had the highest average retail price for Premium Motor Spirit (Petrol), at ₦1,133.86. Sokoto and Kogi States were next, with ₦1,118.83 and ₦1,111.00, respectively. Conversely, Oyo, Nasarawa and Lagos States had the lowest average retail prices for Premium Motor Spirit (Petrol), at ₦997.39, ₦1,015.12, and ₦1,021.14, respectively.

Lastly, on the Zonal profile, the North East Zone had the highest average retail price of ₦1,084.04, while the South West Zone had the lowest price of ₦1,036.12.

PREMIUM MOTOR SPIRIT (PETROL) PRICE WATCH - NOVEMBER 2025

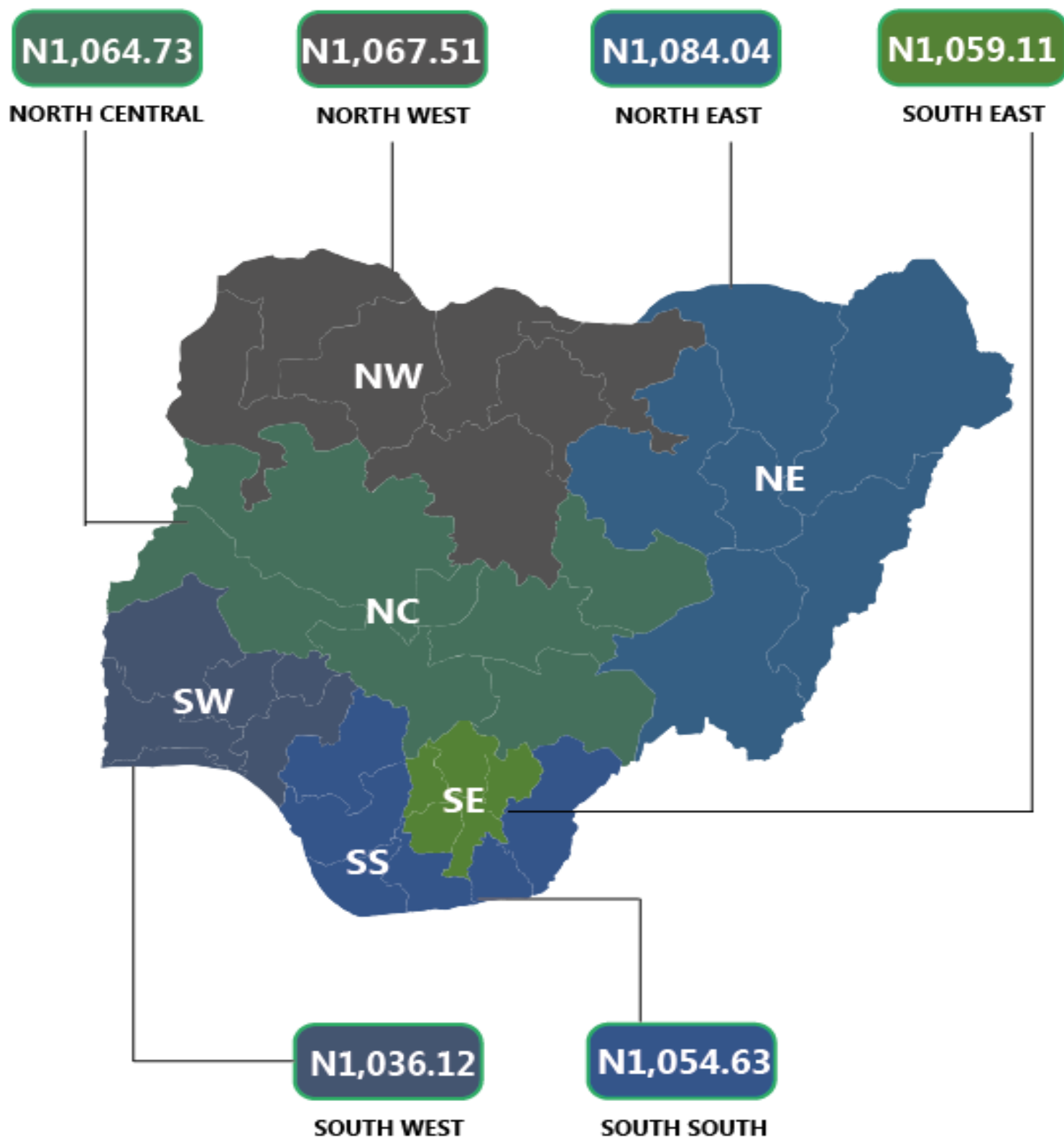
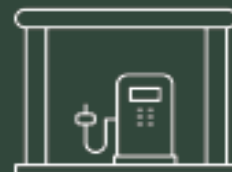
Average PMS Prices Across States



STATES WITH THE HIGHEST AVERAGE PRICES		STATES WITH THE LOWEST AVERAGE PRICES	
BORNO	N1,133.86	OYO	N997.39
SOKOTO	N1,118.83	NASARAWA	N1,009.38
KOGI	N1,110.00	LAGOS	N1,021.14

PREMIUM MOTOR SPIRIT (PETROL) PRICE WATCH - NOVEMBER 2025

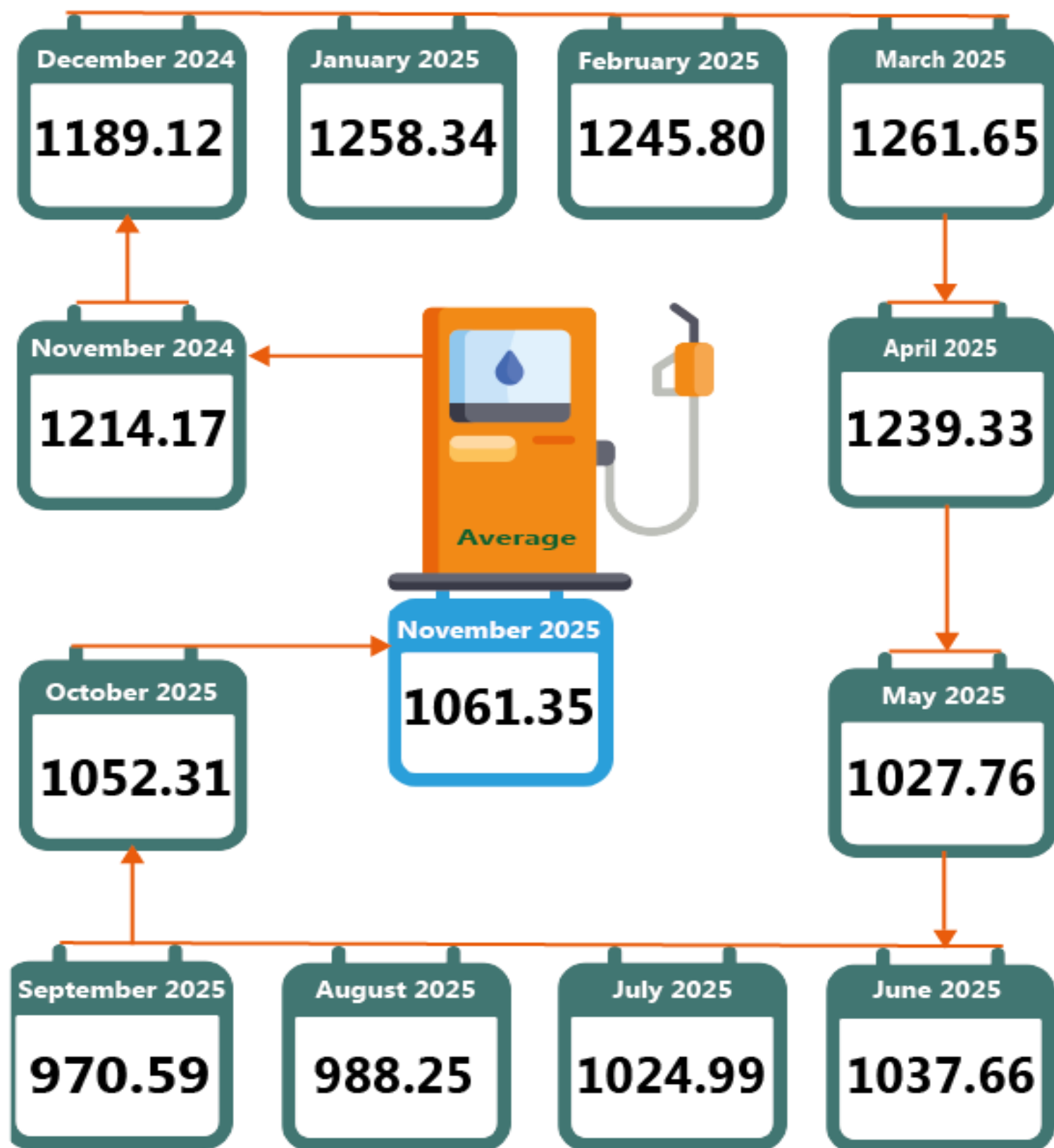
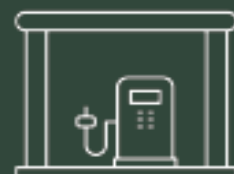
Average PMS Prices Across Zones



PREMIUM MOTOR SPIRIT (PETROL) PRICE WATCH

- NOVEMBER 2025

12 Months Average Prices



APPENDIX

	Nov-24	Oct-25	Nov-25	MoM	YoY
NORTH CENTRAL	1228.76	1056.90	1064.73	0.74	-13.35
Abuja	1230.56	1039.17	1065.74	2.56	-13.39
Benue	1365.16	1071.38	1080.92	0.89	-20.82
Kogi	1249.98	1110.00	1110.00	0.00	-11.20
Kwara	1173.06	1051.13	1062.68	1.10	-9.41
Nasarawa	1181.89	1009.38	1015.12	0.57	-14.11
Niger	1173.18	1061.13	1062.55	0.13	-9.43
Plateau	1227.50	1056.13	1056.13	0.00	-13.96
NORTH EAST	1257.56	1072.74	1084.04	1.05	-13.80
Adamawa	1319.85	1053.01	1055.72	0.26	-20.01
Bauchi	1181.69	1078.34	1082.60	0.39	-8.39
Borno	1331.94	1101.63	1133.86	2.93	-14.87
Gombe	1232.80	1055.72	1067.51	1.12	-13.41
Taraba	1256.36	1072.15	1079.18	0.66	-14.10
Yobe	1222.73	1075.59	1085.37	0.91	-11.23
NORTH WEST	1188.26	1055.56	1067.51	1.13	-10.16
Jigawa	1308.57	1059.09	1070.58	1.08	-18.19
Kaduna	1193.75	1023.33	1050.96	2.70	-11.96
Kano	1152.86	1060.56	1061.33	0.07	-7.94
Katsina	1121.25	1053.65	1060.11	0.61	-5.45
Kebbi	1186.25	1031.64	1043.76	1.17	-12.01
Sokoto	1162.86	1105.93	1118.83	1.17	-3.79
Zamfara	1192.31	1054.68	1067.00	1.17	-10.51
SOUTH EAST	1257.72	1047.16	1059.11	1.14	-15.79
Abia	1260.66	1012.50	1040.42	2.76	-17.47
Anambra	1270.75	1068.24	1068.24	0.00	-15.94
Ebonyi	1287.57	1036.99	1062.08	2.42	-17.51
Enugu	1245.56	1030.92	1037.68	0.66	-16.69
Imo	1224.08	1087.13	1087.13	0.00	-11.19
SOUTH SOUTH	1207.90	1046.54	1054.63	0.77	-12.69
Akwa Ibom	1203.93	1064.33	1064.33	0.00	-11.60
Bayelsa	1209.17	1073.91	1073.91	0.00	-11.19
Cross River	1218.54	1031.25	1047.44	1.57	-14.04
Delta	1170.36	1025.99	1035.42	0.92	-11.53
Edo	1187.61	1030.05	1041.23	1.09	-12.33
Rivers	1257.78	1053.72	1065.43	1.11	-15.29
SOUTH WEST	1153.94	838.41	1024.81	22.23	-11.19
Ekiti	1182.38	1058.49	1056.32	-0.21	-10.66
Lagos	1092.79	1014.00	1021.14	0.70	-6.56
Ogun	1154.74	1064.99	1064.99	0.00	-7.77
Ondo	1155.56	1017.83	1025.04	0.71	-11.29
Osun	1171.88	1039.77	1051.82	1.16	-10.24
Oyo	1166.32	1001.79	997.39	-0.44	-14.48
Grand Total	1214.17	1052.31	1061.35	0.86	-12.59

CONTACT



National Bureau of Statistics
Head Office

#1 Wole Olanipekun St,
Central Business District,
Federal Capital Territory
Abuja

Alesanmi F.
Information Desk

Asst. Director, Communication & Public
Relation Department (C&PRD)
Phone: +2348028365685
funsoebun@yahoo.com

Dr. Ayo A.A
Head Prices Division

Phone: +2348036082904
anthonyayo@nigerianstat.gov.ng

Moses Mathew
Statistical Information Officer

Phone: +2347069071157
matmoses@nigerianstat.gov.ng



@nbs_nigeria



NBSNIGERIA



Nbs_nigeria

