



NATIONAL BUREAU OF STATISTICS

# Premium Motor Spirit (Petrol) Price Watch

---

(FEBRUARY 2026)

**Report Date: MARCH 2026**

Data Source: National Bureau of Statistics (NBS)

# CONTENT

Methodology	3
Executive Summary	4
Average PMS Prices Across States	5
Average PMS Prices Across Zones	6
12 Months Average Prices	7
Appendix	8
Contact	9



## METHODOLOGY

The data collection was conducted in sample outlets spread across 774 local government areas in all the 36 states and the FCT, Abuja. The data was collected from over 10,000 respondents located in the outlets. The estimates were derived from the weights generated from household expenditure on fuel and the actual prices households bought those fuels. This data collection exercise was done by over 700 NBS staff in all the states and the FCT and were closely monitored by quality control officers with sophisticated monitoring guidelines. The average prices are reported for each state and the FCT, Abuja accordingly.

## EXECUTIVE SUMMARY


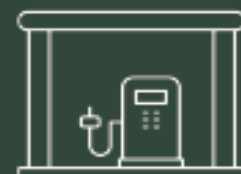
The average retail price paid by consumers for Premium Motor Spirit (Petrol) for February 2026 was ₦1,051.47, indicating a 15.60% decrease compared to the value recorded in February 2025 (₦1,245.80). Likewise, comparing the average price value with that of the previous month (i.e., January 2026), the average retail price increased by 1.62% from ₦1,034.76.

On State profile analysis, Yobe State had the highest average retail price for Premium Motor Spirit (Petrol), at ₦1,134.73. Sokoto and Akwa Ibom States were next, with ₦1,116.81 and ₦1,109.44, respectively. Conversely, Lagos, Oyo and Kaduna States had the lowest average retail prices for Premium Motor Spirit (Petrol), at ₦966.61, ₦973.45, and ₦1000.07, respectively.

Lastly, on the Zonal profile, the North East Zone had the highest average retail price of ₦1,084.41, while the South West Zone had the lowest price of ₦1,023.89.

# PREMIUM MOTOR SPIRIT (PETROL) PRICE WATCH - FEBRUARY 2026

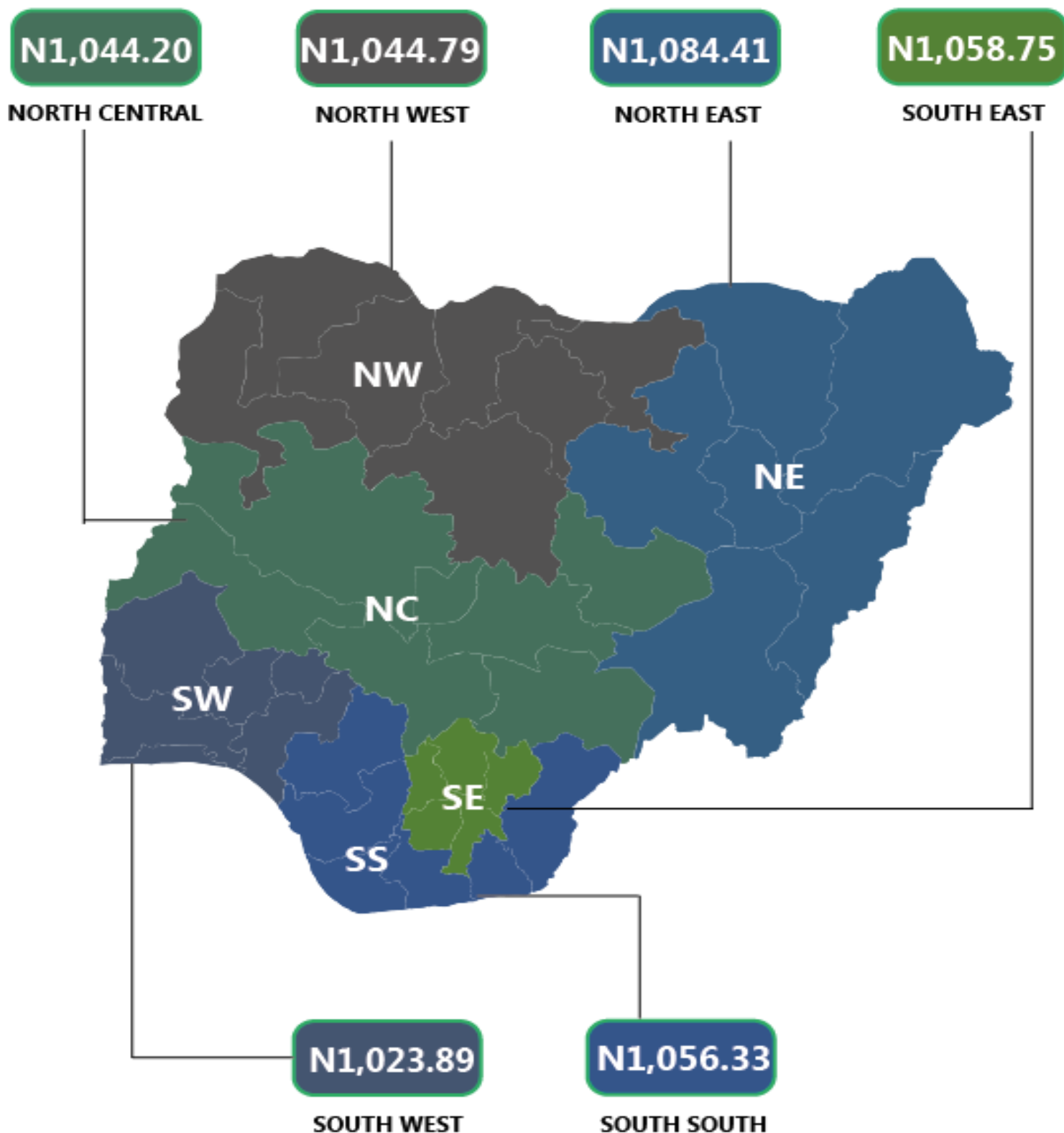
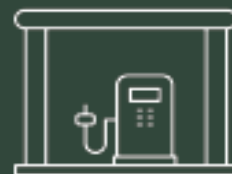
Average PMS Prices Across States



STATES WITH THE HIGHEST AVERAGE PRICES		STATES WITH THE LOWEST AVERAGE PRICES	
YOBE	N1,134.73	LAGOS	N966.61
SOKOTO	N1,116.81	OYO	N973.45
AKWA IBOM	N1,109.44	KADUNA	N1,000.07

# PREMIUM MOTOR SPIRIT (PETROL) PRICE WATCH - FEBRUARY 2026

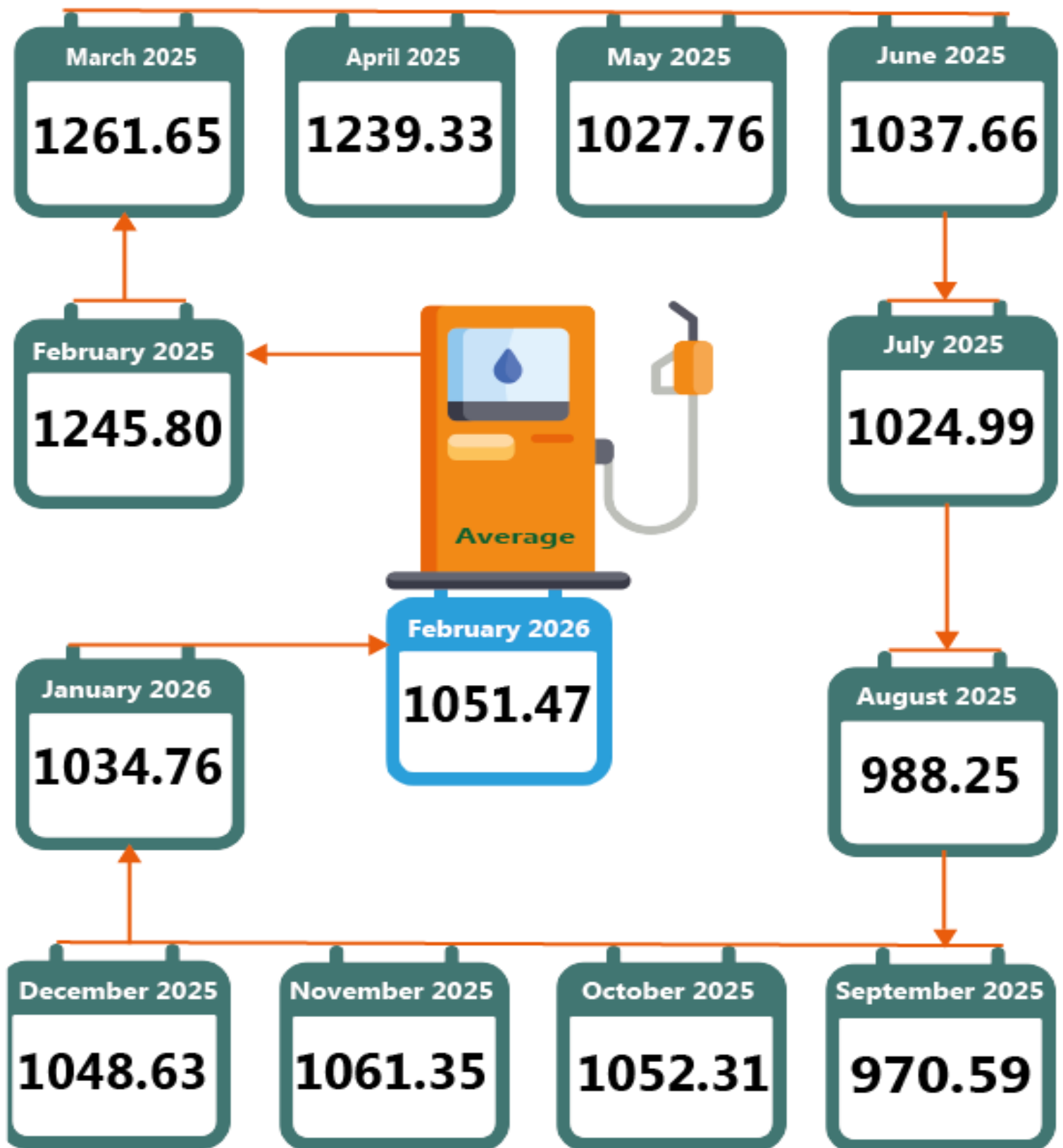
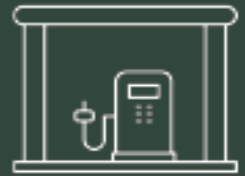
Average PMS Prices Across Zones



# PREMIUM MOTOR SPIRIT (PETROL) PRICE WATCH

## - FEBRUARY 2026

12 Months Average Prices



## APPENDIX

	Feb-25	Jan-26	Feb-26	MoM	YoY
<b>NORTH CENTRAL</b>	<b>1289.52</b>	<b>1042.58</b>	<b>1044.20</b>	<b>0.16</b>	<b>-19.02</b>
Abuja	1166.00	959.61	1006.33	4.87	-13.69
Benue	1450.00	1059.49	1069.40	0.94	-26.25
Kogi	1221.43	960.00	1002.00	4.38	-17.96
Kwara	1070.00	1109.16	1064.63	-4.01	-0.50
Nasarawa	1285.54	1149.13	1042.68	-9.26	-18.89
Niger	1386.69	983.51	1072.65	9.06	-22.65
Plateau	1446.99	1077.16	1051.73	-2.36	-27.32
<b>NORTH EAST</b>	<b>1181.94</b>	<b>1042.12</b>	<b>1084.41</b>	<b>4.06</b>	<b>-8.25</b>
Adamawa	1400.00	1090.19	1096.63	0.59	-21.67
Bauchi	1090.00	967.01	1005.45	3.98	-7.76
Borno	1066.67	1079.50	1108.09	2.65	3.88
Gombe	1093.33	1016.82	1106.04	8.77	1.16
Taraba	1366.67	1048.41	1055.49	0.68	-22.77
Yobe	1075.00	1050.77	1134.73	7.99	5.56
<b>NORTH WEST</b>	<b>1483.99</b>	<b>1012.78</b>	<b>1044.79</b>	<b>3.16</b>	<b>-29.60</b>
Jigawa	1730.00	983.46	1068.96	8.69	-38.21
Kaduna	1660.00	947.00	1000.07	5.60	-39.76
Kano	1587.50	1014.40	1032.44	1.78	-34.96
Katsina	1436.11	1035.83	1009.56	-2.54	-29.70
Kebbi	1090.00	1042.90	1047.70	0.46	-3.88
Sokoto	1680.00	1019.31	1116.81	9.57	-33.52
Zamfara	1204.29	1046.57	1038.01	-0.82	-13.81
<b>SOUTH EAST</b>	<b>1286.73</b>	<b>1026.74</b>	<b>1058.75</b>	<b>3.12</b>	<b>-17.72</b>
Abia	1272.00	1054.25	1095.19	3.88	-13.90
Anambra	1021.67	980.79	1077.51	9.86	5.47
Ebonyi	1140.00	1065.85	1095.66	2.80	-3.89
Enugu	1500.00	946.92	1008.80	6.53	-32.75
Imo	1500.00	1085.87	1016.59	-6.38	-32.23
<b>SOUTH SOUTH</b>	<b>1197.14</b>	<b>1076.04</b>	<b>1056.33</b>	<b>-1.83</b>	<b>-11.76</b>
Akwa Ibom	1162.50	1112.78	1109.44	-0.30	-4.56
Bayelsa	1000.00	968.89	1050.03	8.37	5.00
Cross River	1477.78	1171.77	1068.61	-8.80	-27.69
Delta	1131.43	1012.43	1023.81	1.12	-9.51
Edo	1280.00	1029.45	1055.34	2.51	-17.55
Rivers	1131.11	1160.92	1030.74	-11.21	-8.87
<b>SOUTH WEST</b>	<b>995.32</b>	<b>838.41</b>	<b>1024.81</b>	<b>22.23</b>	<b>2.96</b>
Ekiti	956.67	946.90	1015.71	7.27	6.17
Lagos	975.56	1026.11	966.61	-5.80	-0.92
Ogun	1105.00	995.66	1029.67	3.42	-6.82
Ondo	1005.56	1036.67	1071.56	3.37	6.56
Osun	972.50	1037.38	1086.36	4.72	11.71
Oyo	956.67	1013.10	973.45	-3.91	1.75
<b>Grand Total</b>	<b>1245.80</b>	<b>1034.76</b>	<b>1051.47</b>	<b>1.62</b>	<b>-15.60</b>

## CONTACT



### National Bureau of Statistics

Head Office  
No. 1, Wole Olanipekun Street,  
Formerly, Plot 762, Independence Avenue,  
Off Constitution Avenue,  
CBD, Abuja, F.C.T.

### Bonaventure Nwosu

Information Desk  
Head, Communication and Public Relations  
Department (C&PRD)  
Phone +2348033109882  
[bnwosu@nigerianstat.gov.ng](mailto:bnwosu@nigerianstat.gov.ng)

### Moses Mathew

Statistical Information Officer  
Department (C&PRD)  
Phone +2347069071157  
[matmoses@nigerianstat.gov.ng](mailto:matmoses@nigerianstat.gov.ng)



@nbs\_nigeria



NBSNIGERIA



Nbs\_nigeria

