



NATIONAL BUREAU OF STATISTICS

# Automotive Gas Oil (Diesel) Price Watch

---

(APRIL 2025)

**Report Date: May 2025**

**Data Source: National Bureau of Statistics (NBS)**

# CONTENT

Methodology	3
Executive Summary	4
Average Diesel Prices Across States	5
Average Diesel Prices Across Zones	6
12 Months Average Prices	7
Appendix	8
Contact	9

## METHODOLOGY

The data collection was conducted in sample outlets spread across 774 local government areas in all the 36 states and the FCT, Abuja. The data was collected from over 10,000 respondents located in the outlets. The estimates were derived from the weights generated from household expenditure on fuel and the actual prices households bought those fuels. This data collection exercise was done by over 700 NBS staff in all the states and the FCT and were closely monitored by quality control officers with sophisticated monitoring guidelines.

The average prices are reported for each state and the FCT, Abuja accordingly.

## EXECUTIVE SUMMARY


The average retail price of Automotive Gas Oil (Diesel) paid by consumers increased by 21.72% on a year-on-year basis from a lower cost of N1415.06 per liter recorded in the corresponding month of last year (i.e., April 2024) to a higher cost of N1722.45 per liter in April 2025.

On a month-on-month basis, an increase of 7.70% was recorded from N1599.30 in March 2025 to an average of N1722.45 in April 2025. Looking at the variations in the State prices, the top three States with the highest average price of the product in April 2025 include Benue State (N2419.30), Adamawa State (N2284.32), and Plateau (N2205.13). Furthermore, the top three lowest prices were recorded in the following State namely, Kogi State (N1300.00), Ondo State (N1313.33), and Anambra State (N1359.27).

The Zonal representation of the average price of Automotive Gas Oil (Diesel) shows that the North Central Zone has the highest price of N1867.97 while the South West Zone has the lowest price of N1511.11 compared to other Zones.

# AUTOMOTIVE GAS OIL (DIESEL) PRICE WATCH - APRIL 2025

Average Diesel Prices Across States



## STATES WITH THE HIGHEST AVERAGE PRICES

BENUE ↔ **N2,419.30**

ADAMAWA ↔ **N2,284.32**

PLATEAU ↔ **N2,205.13**

## STATES WITH THE LOWEST AVERAGE PRICES

KOGI ↔ **N1,300.00**

ONDO ↔ **N1,313.33**

ANAMBRA ↔ **N1,359.27**

# AUTOMOTIVE GAS OIL (DIESEL) PRICE WATCH - APRIL 2025

Average Diesel Prices Across Zones



**N1,867.97**

**NORTH CENTRAL**

**N1,722.11**

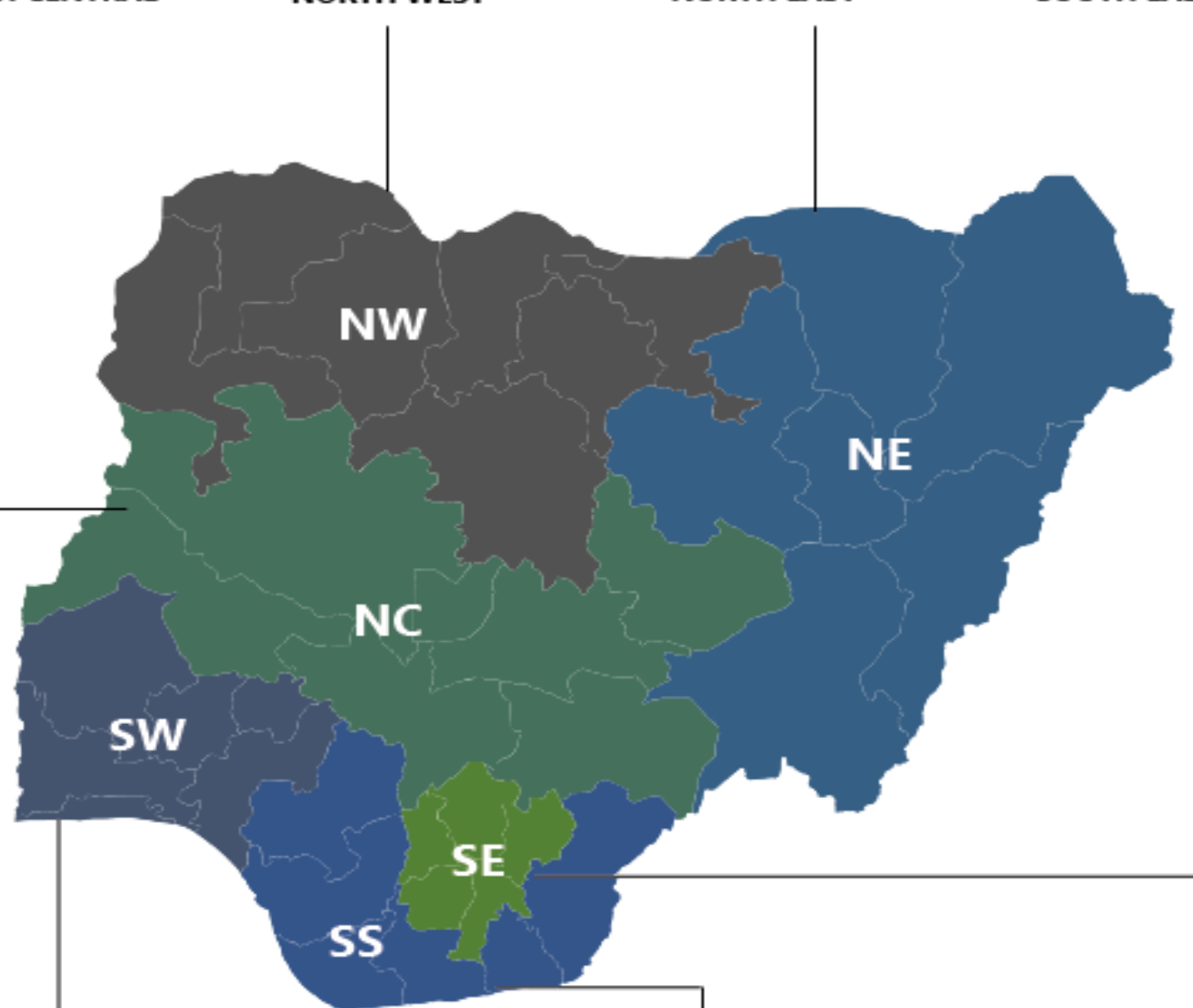
**NORTH WEST**

**N1,730.63**

**NORTH EAST**

**N1,631.08**

**SOUTH EAST**



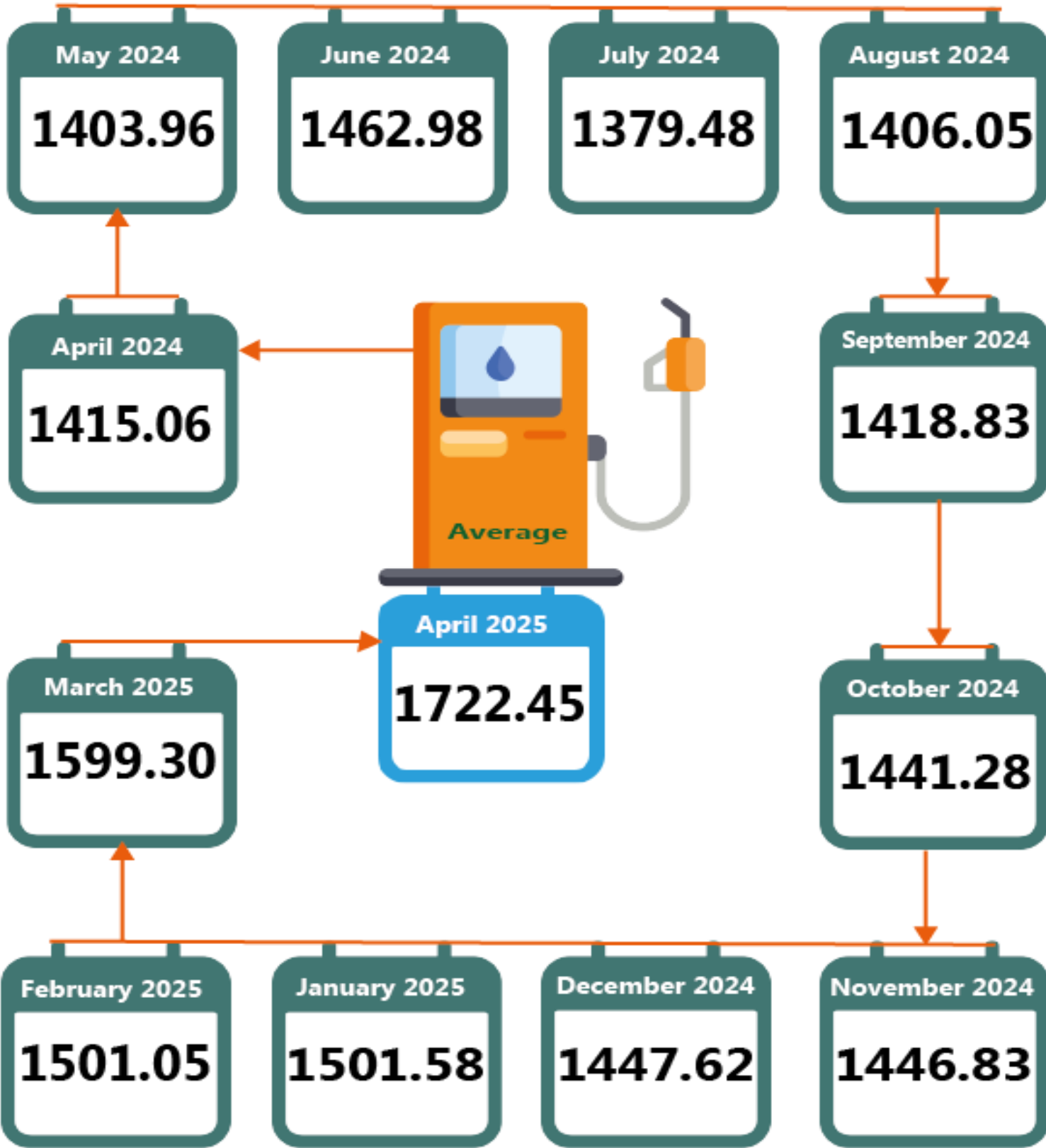
**N1,511.11**

**SOUTH WEST**

**N1,832.39**

**SOUTH SOUTH**

**AUTOMOTIVE GAS OIL (DIESEL) PRICE WATCH**  
**- APRIL 2025**  
12 Months Average Prices



## APPENDIX

	Apr-24	Mar-25	Apr-25	YoY	MoM
<b>NORTH CENTRAL</b>	<b>1307.21</b>	<b>1775.96</b>	<b>1867.97</b>	<b>43.93</b>	<b>5.59</b>
Abuja	1360.00	2100.00	1764.17	29.72	-15.99
Benue	1456.25	2115.47	2419.30	66.13	14.36
Kogi	1152.50	1300.00	1300.00	12.80	0.00
Kwara	1345.71	1350.00	1559.41	15.88	15.51
Nasarawa	1520.00	1781.82	1931.38	27.06	8.39
Niger	1023.00	1742.02	1896.40	85.38	8.86
Plateau	1293.00	2042.44	2205.13	70.54	7.97
<b>NORTH EAST</b>	<b>1553.80</b>	<b>1739.51</b>	<b>1730.63</b>	<b>11.38</b>	<b>-0.51</b>
Adamawa	1257.50	2132.20	2284.32	81.66	7.13
Bauchi	1669.63	2067.37	1824.47	9.27	-11.75
Borno	1652.61	1550.00	1400.00	-15.29	-9.68
Gombe	1363.33	1441.74	1375.00	0.86	-4.63
Taraba	1742.46	1645.76	1900.00	9.04	15.45
Yobe	1637.25	1600.00	1600.00	-2.28	0.00
<b>NORTH WEST</b>	<b>1342.69</b>	<b>1576.28</b>	<b>1722.11</b>	<b>28.26</b>	<b>9.25</b>
Jigawa	1418.18	1330.08	1644.33	15.95	23.63
Kaduna	1320.83	1724.15	1867.70	41.40	8.33
Kano	1258.57	1800.69	2003.30	59.17	11.25
Katsina	1305.56	1643.08	1780.90	36.41	8.39
Kebbi	1380.00	1635.96	1661.52	20.40	1.56
Sokoto	1400.00	1600.00	1593.75	13.84	-0.39
Zamfara	1315.71	1300.00	1503.29	14.26	15.64
<b>SOUTH EAST</b>	<b>1490.02</b>	<b>1493.68</b>	<b>1631.08</b>	<b>9.47</b>	<b>9.20</b>
Abia	1473.51	1635.03	1786.85	21.26	9.29
Anambra	1508.04	1309.99	1359.27	-9.86	3.76
Ebonyi	1415.33	1445.34	1564.70	10.55	8.26
Enugu	1518.41	1624.15	1778.74	17.15	9.52
Imo	1534.79	1453.90	1665.85	8.54	14.58
<b>SOUTH SOUTH</b>	<b>1461.78</b>	<b>1565.78</b>	<b>1832.39</b>	<b>25.35</b>	<b>17.03</b>
Akwa Ibom	1450.00	1709.11	1693.53	16.79	-0.91
Bayelsa	1570.00	1700.00	1868.40	19.01	9.91
Cross River	1531.25	1733.33	2009.19	31.21	15.91
Delta	1431.25	1389.83	1660.53	16.02	19.48
Edo	1443.75	1397.84	1909.86	32.28	36.63
Rivers	1344.44	1464.56	1852.86	37.82	26.51
<b>SOUTH WEST</b>	<b>1377.38</b>	<b>1401.38</b>	<b>1511.11</b>	<b>9.71</b>	<b>7.83</b>
Ekiti	1367.50	1325.79	1517.88	11.00	14.49
Lagos	1276.47	1386.34	1489.69	16.70	7.45
Ogun	1457.00	1350.53	1463.22	0.43	8.34
Ondo	1383.33	1396.29	1313.33	-5.06	-5.94
Osun	1375.00	1451.83	1759.63	27.97	21.20
Oyo	1405.00	1497.48	1522.91	8.39	1.70
<b>NATIONAL</b>	<b>1415.06</b>	<b>1599.30</b>	<b>1722.45</b>	<b>21.72</b>	<b>7.70</b>



## CONTACT



**National Bureau of Statistics**  
Head Office

#1 Wole Olanipekun St,  
Central Business District,  
Federal Capital Territory  
Abuja

**Alesanmi F.**  
Information Desk

Asst. Director, Communication & Public  
Relation Department (C&PRD)  
Phone: +2348028365685  
funsoebun@yahoo.com

**Dr. Ayo A.A**  
Head Prices Division

Phone: +2348036082904  
anthonyayo@nigerianstat.gov.ng

**Moses Mathew**  
Statistical Information Officer

Phone: +2347069071157  
matmoses@nigerianstat.gov.ng



@nbs\_nigeria



NBSNIGERIA



Nbs\_nigeria

