



NATIONAL BUREAU OF STATISTICS

Automotive Gas Oil (Diesel) Price Watch

(MAY 2025)

Report Date: June 2025

Data Source: National Bureau of Statistics (NBS)

CONTENT

Methodology	3
Executive Summary	4
Average Diesel Prices Across States	5
Average Diesel Prices Across Zones	6
12 Months Average Prices	7
Appendix	8
Contact	9

METHODOLOGY

The data collection was conducted in sample outlets spread across 774 local government areas in all the 36 states and the FCT, Abuja. The data was collected from over 10,000 respondents located in the outlets. The estimates were derived from the weights generated from household expenditure on fuel and the actual prices households bought those fuels. This data collection exercise was done by over 700 NBS staff in all the states and the FCT and were closely monitored by quality control officers with sophisticated monitoring guidelines.

The average prices are reported for each state and the FCT, Abuja accordingly.

EXECUTIVE SUMMARY


The average retail price of Automotive Gas Oil (Diesel) paid by consumers increased by 25.24% on a year-on-year basis from a lower cost of N1403.96 per liter recorded in the corresponding month of last year (i.e., May 2024) to a higher cost of N1758.26 per liter in May 2025.

On a month-on-month basis, an increase of 2.08% was recorded from N1722.45 in April 2025 to an average of N1758.26 in May 2025. Looking at the variations in the State prices, the top three States with the highest average price of the product in May 2025 include Benue State (N2441.46), Adamawa State (N2350.32.32), and Plateau State (N2201.52). Furthermore, the top three lowest prices were recorded in the following State namely, Ondo State (N1318.40.00), Kogi State (N1360.00), and Anambra State (N1361.02).

The Zonal representation of the average price of Automotive Gas Oil (Diesel) shows that the North Central Zone has the highest price of N1920.47 while the South West Zone has the lowest price of N1553.19 compared to other Zones.

AUTOMOTIVE GAS OIL (DIESEL) PRICE WATCH - MAY 2025

Average Diesel Prices Across States



STATES WITH THE HIGHEST AVERAGE PRICES		STATES WITH THE LOWEST AVERAGE PRICES	
BENUE	N2,441.46	ONDO	N1,318.40
ADAMAWA	N2,350.32	KOGI	N1,360.00
PLATEAU	N2,201.52	ANAMBRA	N1,361.02

AUTOMOTIVE GAS OIL (DIESEL) PRICE WATCH

- MAY 2025

Average Diesel Prices Across Zones



N1,920.47

NORTH CENTRAL

N1,769.28

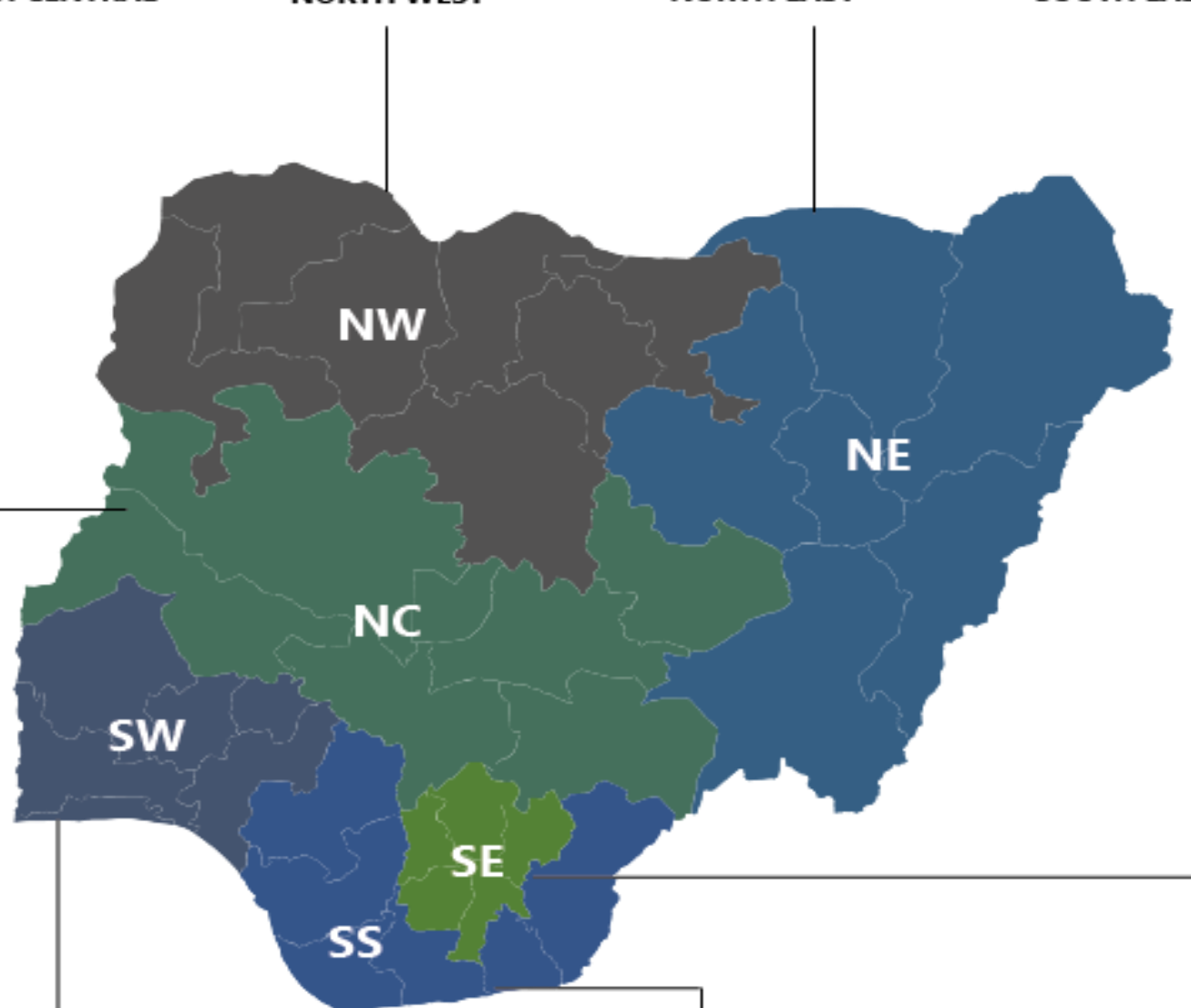
NORTH WEST

N1,767.21

NORTH EAST

N1,632.33

SOUTH EAST



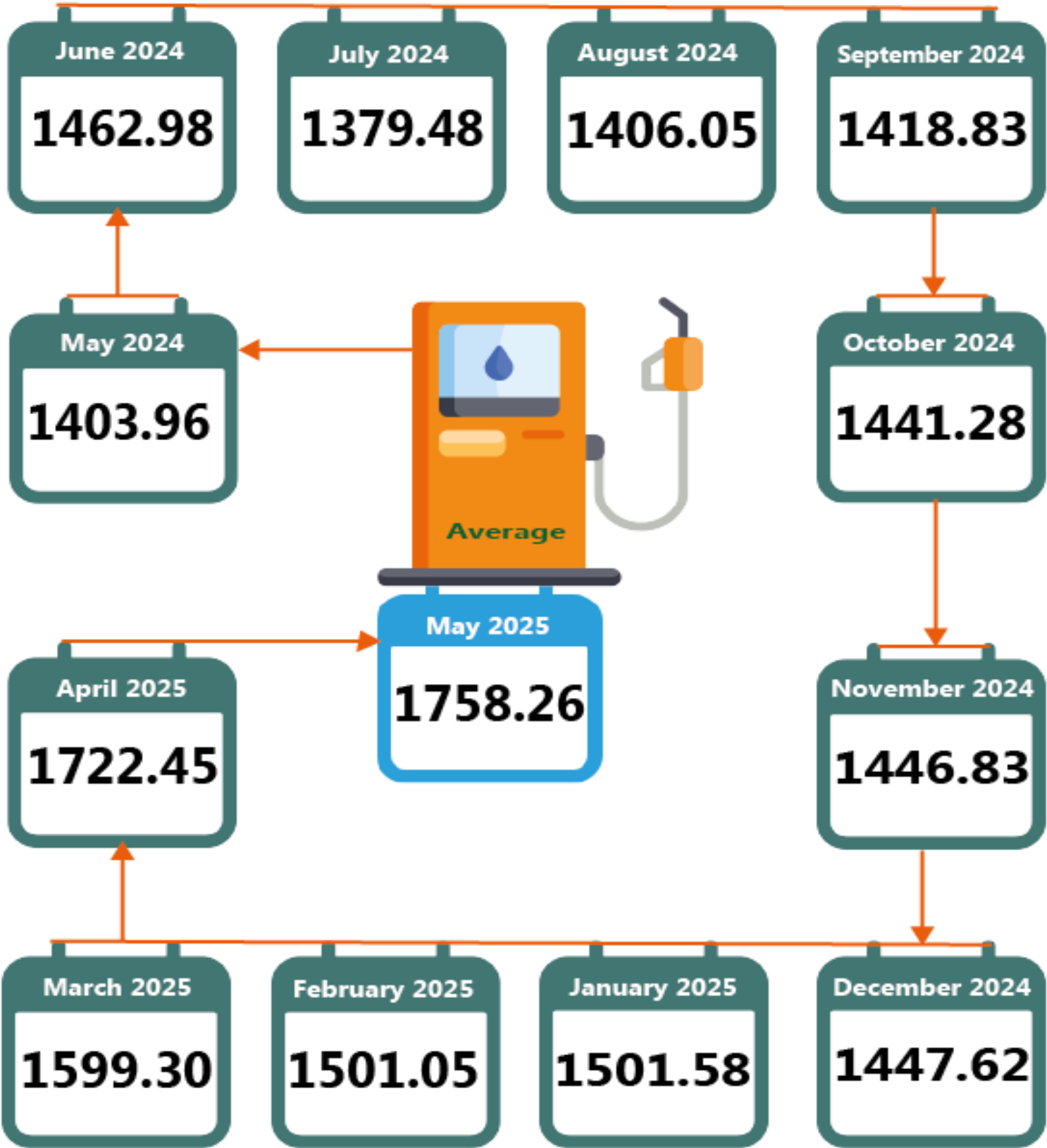
N1,553.19

SOUTH WEST

N1,857.19

SOUTH SOUTH

AUTOMOTIVE GAS OIL (DIESEL) PRICE WATCH
- MAY 2025
12 Months Average Prices



APPENDIX

	May-24	Apr-25	May-25	YoY	MoM
NORTH CENTRAL	1312.06	1867.97	1920.47	46.36	3.18
Abuja	1254.00	1764.17	1800.17	43.55	2.04
Benue	1500.00	2419.30	2441.46	62.76	0.92
Kogi	1241.87	1300.00	1360.00	9.51	4.62
Kwara	1307.98	1559.41	1700.78	30.03	9.07
Nasarawa	1453.13	1931.38	2006.59	38.09	3.89
Niger	1140.20	1896.40	1932.80	69.51	1.92
Plateau	1287.24	2205.13	2201.52	71.03	-0.16
NORTH EAST	1605.91	1730.63	1767.21	10.04	2.11
Adamawa	1709.00	2284.32	2350.32	37.53	2.89
Bauchi	1657.23	1824.47	1852.96	11.81	1.56
Borno	1592.36	1400.00	1446.91	-9.13	3.35
Gombe	1443.75	1375.00	1385.00	-4.07	0.73
Taraba	1636.22	1900.00	1940.07	18.57	2.11
Yobe	1596.90	1600.00	1628.00	1.95	1.75
NORTH WEST	1331.37	1722.11	1769.28	32.89	2.74
Jigawa	1283.33	1644.33	1655.23	28.98	0.66
Kaduna	1327.50	1867.70	1979.74	49.13	6.00
Kano	1153.33	2003.30	2028.69	75.90	1.27
Katsina	1293.75	1780.90	1902.57	47.06	6.83
Kebbi	1253.33	1661.52	1753.94	39.94	5.56
Sokoto	1675.00	1593.75	1500.00	-10.45	-5.88
Zamfara	1333.33	1503.29	1564.80	17.36	4.09
SOUTH EAST	1448.48	1631.08	1632.33	12.69	0.08
Abia	1396.42	1786.85	1729.80	23.87	-3.19
Anambra	1442.65	1359.27	1361.02	-5.66	0.13
Ebonyi	1320.00	1564.70	1533.73	16.19	-1.98
Enugu	1538.18	1778.74	1921.04	24.89	8.00
Imo	1545.16	1665.85	1616.06	4.59	-2.99
SOUTH SOUTH	1457.19	1832.39	1857.19	27.45	1.35
Akwa Ibom	1450.00	1693.53	1666.19	14.91	-1.61
Bayelsa	1435.00	1868.40	1915.47	33.48	2.52
Cross River	1625.00	2009.19	2028.34	24.82	0.95
Delta	1511.00	1660.53	1710.17	13.18	2.99
Edo	1347.14	1909.86	1962.65	45.69	2.76
Rivers	1375.00	1852.86	1860.35	35.30	0.40
SOUTH WEST	1303.60	1511.11	1553.19	19.15	2.78
Ekiti	1300.00	1517.88	1551.31	19.33	2.20
Lagos	1299.55	1489.69	1458.26	12.21	-2.11
Ogun	1264.29	1463.22	1504.44	19.00	2.82
Ondo	1325.83	1313.33	1318.40	-0.56	0.39
Osun	1395.00	1759.63	1843.04	32.12	4.74
Oyo	1236.92	1522.91	1643.67	32.88	7.93
NATIONAL	1403.96	1722.45	1758.26	25.24	2.08

CONTACT



National Bureau of Statistics
Head Office

#1 Wole Olanipekun St,
Central Business District,
Federal Capital Territory
Abuja

Alesanmi F.
Information Desk

Asst. Director, Communication & Public
Relation Department (C&PRD)
Phone: +2348028365685
funsoebun@yahoo.com

Dr. Ayo A.A
Head Prices Division

Phone: +2348036082904
anthonyayo@nigerianstat.gov.ng

Moses Mathew
Statistical Information Officer

Phone: +2347069071157
matmoses@nigerianstat.gov.ng



@nbs_nigeria



NBSNIGERIA



Nbs_nigeria

