



NATIONAL BUREAU OF STATISTICS

Automotive Gas Oil (Diesel) Price Watch

(JUNE 2025)

Report Date: July 2025

Data Source: National Bureau of Statistics (NBS)

CONTENT

Methodology	3
Executive Summary	4
Average Diesel Prices Across States	5
Average Diesel Prices Across Zones	6
12 Months Average Prices	7
Appendix	8
Contact	9

METHODOLOGY

The data collection was conducted in sample outlets spread across 774 local government areas in all the 36 states and the FCT, Abuja. The data was collected from over 10,000 respondents located in the outlets. The estimates were derived from the weights generated from household expenditure on fuel and the actual prices households bought those fuels. This data collection exercise was done by over 700 NBS staff in all the states and the FCT and were closely monitored by quality control officers with sophisticated monitoring guidelines.

The average prices are reported for each state and the FCT, Abuja accordingly.

EXECUTIVE SUMMARY


The average retail price of Automotive Gas Oil (Diesel) paid by consumers increased by 23.98% on a year-on-year basis from a lower cost of N1462.98 per liter recorded in the corresponding month of last year (i.e., June 2024) to a higher cost of N1813.81 per liter in June 2025.

On a month-on-month basis, an increase of 3.16% was recorded from N1758.26 in May 2025 to an average of N1813.81 in June 2025. Looking at the variations in the State prices, the top three States with the highest average price of the product in June 2025 include Benue State (N2541.46), Adamawa State (N2355.32), and Plateau State (N2236.42). Furthermore, the top three lowest prices were recorded in the following State namely, Ondo State (N1365.71), Anambra State (N1391.02), and Kogi State (N1400.00).

The Zonal representation of the average price of Automotive Gas Oil (Diesel) shows that the South-South Zone has the highest price of N1963.86 while the South West Zone has the lowest price of N1618.74 compared to other Zones.

AUTOMOTIVE GAS OIL (DIESEL) PRICE WATCH - JUNE 2025

Average Diesel Prices Across States



STATES WITH THE HIGHEST AVERAGE PRICES

BENUE N2,541.46

ADAMAWA N2,355.32

PLATEAU N2,236.42

STATES WITH THE LOWEST AVERAGE PRICES

ONDO N1,365.71

ANAMBRA N1,391.02

KOGI N1,400.00

AUTOMOTIVE GAS OIL (DIESEL) PRICE WATCH - JUNE 2025

Average Diesel Prices Across Zones



N1,958.38

NORTH CENTRAL

N1,807.80

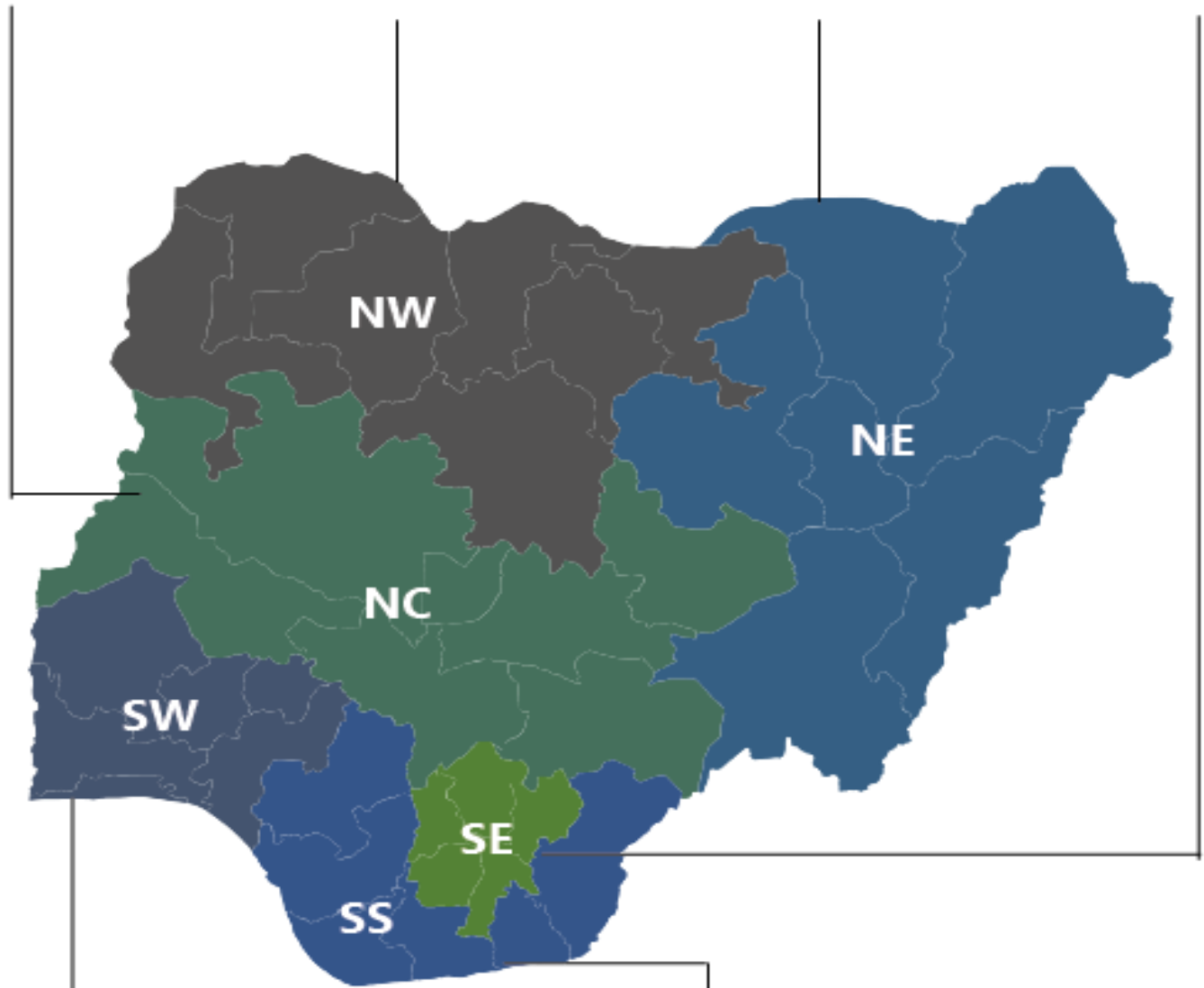
NORTH WEST

N1,799.37

NORTH EAST

N1,691.17

SOUTH EAST



N1,618.74

SOUTH WEST

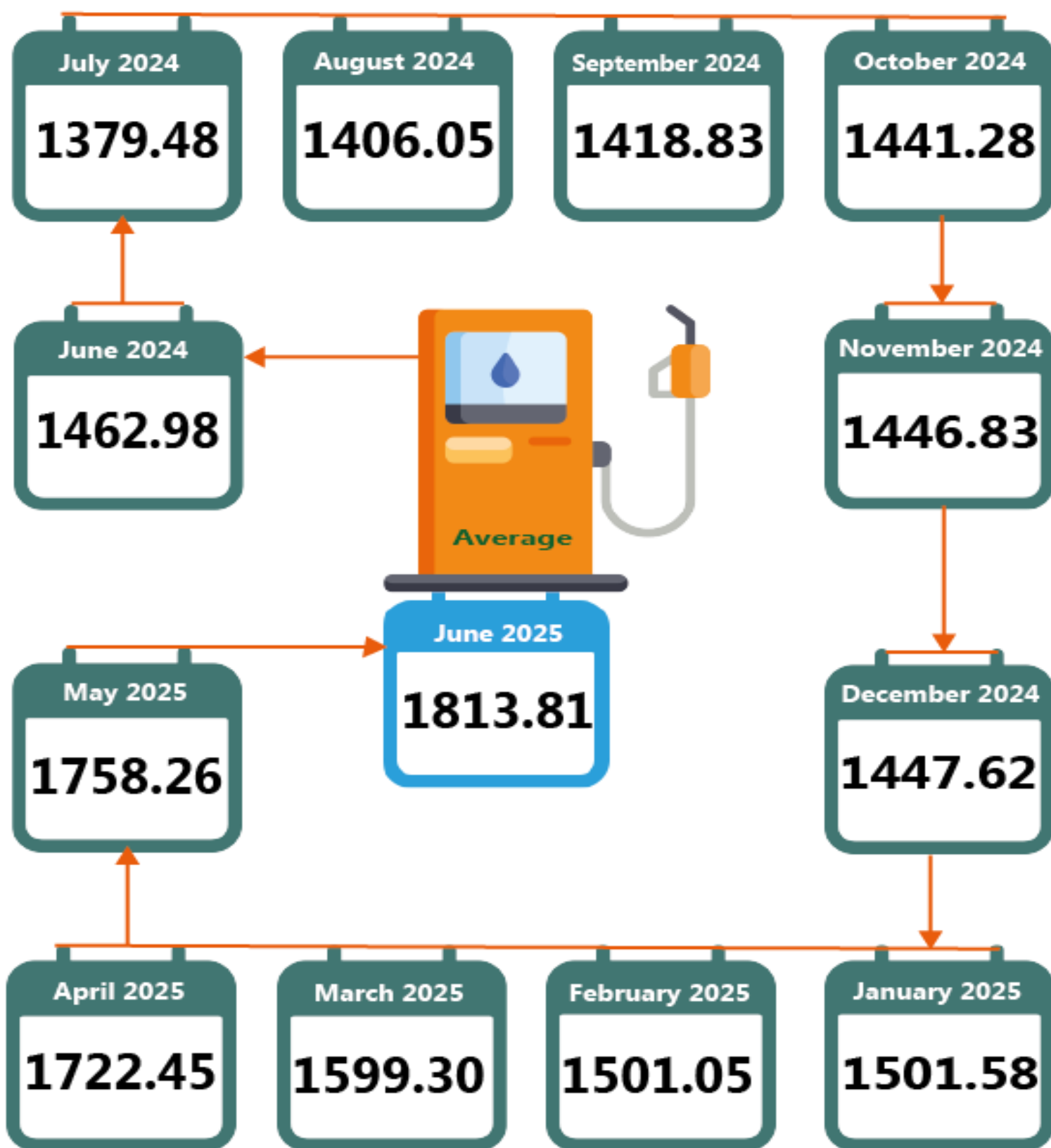
N1,963.86

SOUTH SOUTH

AUTOMOTIVE GAS OIL (DIESEL) PRICE WATCH

- JUNE 2025

12 Months Average Prices



APPENDIX

	Jun-24	May-25	Jun-25	YoY	MoM
NORTH CENTRAL	1447.84	1920.47	1958.38	37.35	1.93
Abuja	1240.00	1800.17	1818.83	46.68	1.04
Benue	1375.00	2441.46	2541.46	84.83	4.10
Kogi	1296.40	1360.00	1400.00	7.99	2.94
Kwara	1345.71	1700.78	1733.45	28.81	1.92
Nasarawa	1448.50	2006.59	2046.59	41.29	1.99
Niger	1979.23	1932.80	1931.94	-2.39	-0.04
Plateau	1450.00	2201.52	2236.42	54.24	1.59
NORTH EAST	1659.07	1767.21	1799.37	8.46	1.82
Adamawa	1657.50	2350.32	2355.32	42.10	0.21
Bauchi	1669.63	1852.96	1852.96	10.98	0.00
Borno	1652.61	1446.91	1536.91	-7.00	6.22
Gombe	1595.00	1385.00	1485.00	-6.90	7.22
Taraba	1742.46	1940.07	1928.00	10.65	-0.62
Yobe	1637.25	1628.00	1638.00	0.05	0.61
NORTH WEST	1363.76	1769.28	1807.80	32.56	2.18
Jigawa	1281.82	1655.23	1655.23	29.13	0.00
Kaduna	1521.43	1979.74	2023.74	33.02	2.22
Kano	1243.33	2028.69	2151.77	73.06	6.07
Katsina	1422.22	1902.57	1902.57	33.77	0.00
Kebbi	1340.00	1753.94	1753.94	30.89	0.00
Sokoto	1487.50	1500.00	1607.20	8.05	7.15
Zamfara	1250.00	1564.80	1560.17	24.81	-0.30
SOUTH EAST	1388.84	1632.33	1691.17	21.77	3.60
Abia	1335.46	1729.80	1775.10	32.92	2.62
Anambra	1357.05	1361.02	1391.02	2.50	2.20
Ebonyi	1325.83	1533.73	1652.62	24.65	7.75
Enugu	1474.90	1921.04	1921.04	30.25	0.00
Imo	1450.97	1616.06	1716.06	18.27	6.19
SOUTH SOUTH	1644.50	1857.19	1963.86	19.42	5.74
Akwa Ibom	1650.00	1666.19	1766.19	7.04	6.00
Bayelsa	1618.18	1915.47	2015.47	24.55	5.22
Cross River	1920.86	2028.34	2128.34	10.80	4.93
Delta	1707.14	1710.17	1810.17	6.03	5.85
Edo	1537.50	1962.65	2062.65	34.16	5.10
Rivers	1433.33	1860.35	2000.35	39.56	7.53
SOUTH WEST	1280.54	1553.19	1618.74	26.41	4.22
Ekiti	1306.67	1551.31	1651.31	26.38	6.45
Lagos	1210.77	1458.26	1558.26	28.70	6.86
Ogun	1239.17	1504.44	1650.44	33.19	9.70
Ondo	1356.67	1318.40	1365.71	0.67	3.59
Osun	1290.00	1843.04	1843.04	42.87	0.00
Oyo	1280.00	1643.67	1643.67	28.41	0.00
NATIONAL	1462.98	1758.26	1813.81	23.98	3.16

CONTACT



National Bureau of Statistics
Head Office

#1 Wole Olanipekun St,
Central Business District,
Federal Capital Territory
Abuja

Alesanmi F.
Information Desk

Asst. Director, Communication & Public
Relation Department (C&PRD)
Phone: +2348028365685
funsoebun@yahoo.com

Dr. Ayo A.A
Head Prices Division

Phone: +2348036082904
anthonyayo@nigerianstat.gov.ng

Moses Mathew
Statistical Information Officer

Phone: +2347069071157
matmoses@nigerianstat.gov.ng



@nbs_nigeria



NBSNIGERIA



Nbs_nigeria

