



NATIONAL BUREAU OF STATISTICS

Automotive Gas Oil

(Diesel) Price Watch

(JULY 2025)

Report Date: August 2025

Data Source: National Bureau of Statistics (NBS)

CONTENT

Methodology	3
Executive Summary	4
Average Diesel Prices Across States	5
Average Diesel Prices Across Zones	6
12 Months Average Prices	7
Appendix	8
Contact	9

METHODOLOGY

The data collection was conducted in sample outlets spread across 774 local government areas in all the 36 states and the FCT, Abuja. The data was collected from over 10,000 respondents located in the outlets. The estimates were derived from the weights generated from household expenditure on fuel and the actual prices households bought those fuels. This data collection exercise was done by over 700 NBS staff in all the states and the FCT and were closely monitored by quality control officers with sophisticated monitoring guidelines.

The average prices are reported for each state and the FCT, Abuja accordingly.

EXECUTIVE SUMMARY


The average retail price of Automotive Gas Oil (Diesel) paid by consumers increased by 29.72% on a year-on-year basis from a lower cost of N1379.48 per liter recorded in the corresponding month of last year (i.e., July 2024) to a higher cost of N1789.45 per liter in July 2025.

On a month-on-month basis, a decrease of 1.34% was recorded from N1813.81 in June 2025 to an average of N1789.45 in July 2025. Looking at the variations in the State prices, the top three States with the highest average price of the product in July 2025 include Benue State (N2341.46), Adamawa State (N2163.88), and Plateau State (N2029.71). Furthermore, the top three lowest prices were recorded in the following State namely, Ondo State (N1465.71), Zamfara State (N1470.35), and Gombe State (N1485.00).

The Zonal representation of the average price of Automotive Gas Oil (Diesel) shows that the South-South Zone has the highest price of N1941.98 while the South West Zone has the lowest price of N1619.06 compared to other Zones.

AUTOMOTIVE GAS OIL (DIESEL) PRICE WATCH - JULY 2025

Average Diesel Prices Across States



STATES WITH THE HIGHEST AVERAGE PRICES

BENUE ↔ **N2,341.46**

ADAMAWA ↔ **N2,163.88**

PLATEAU ↔ **N2,029.71**

STATES WITH THE LOWEST AVERAGE PRICES

ONDO ↔ **N1,465.71**

ZAMFARA ↔ **N1,470.35**

GOMBE ↔ **N1,485.00**

AUTOMOTIVE GAS OIL (DIESEL) PRICE WATCH

- JULY 2025

Average Diesel Prices Across Zones



N1,873.94

NORTH CENTRAL

N1,769.47

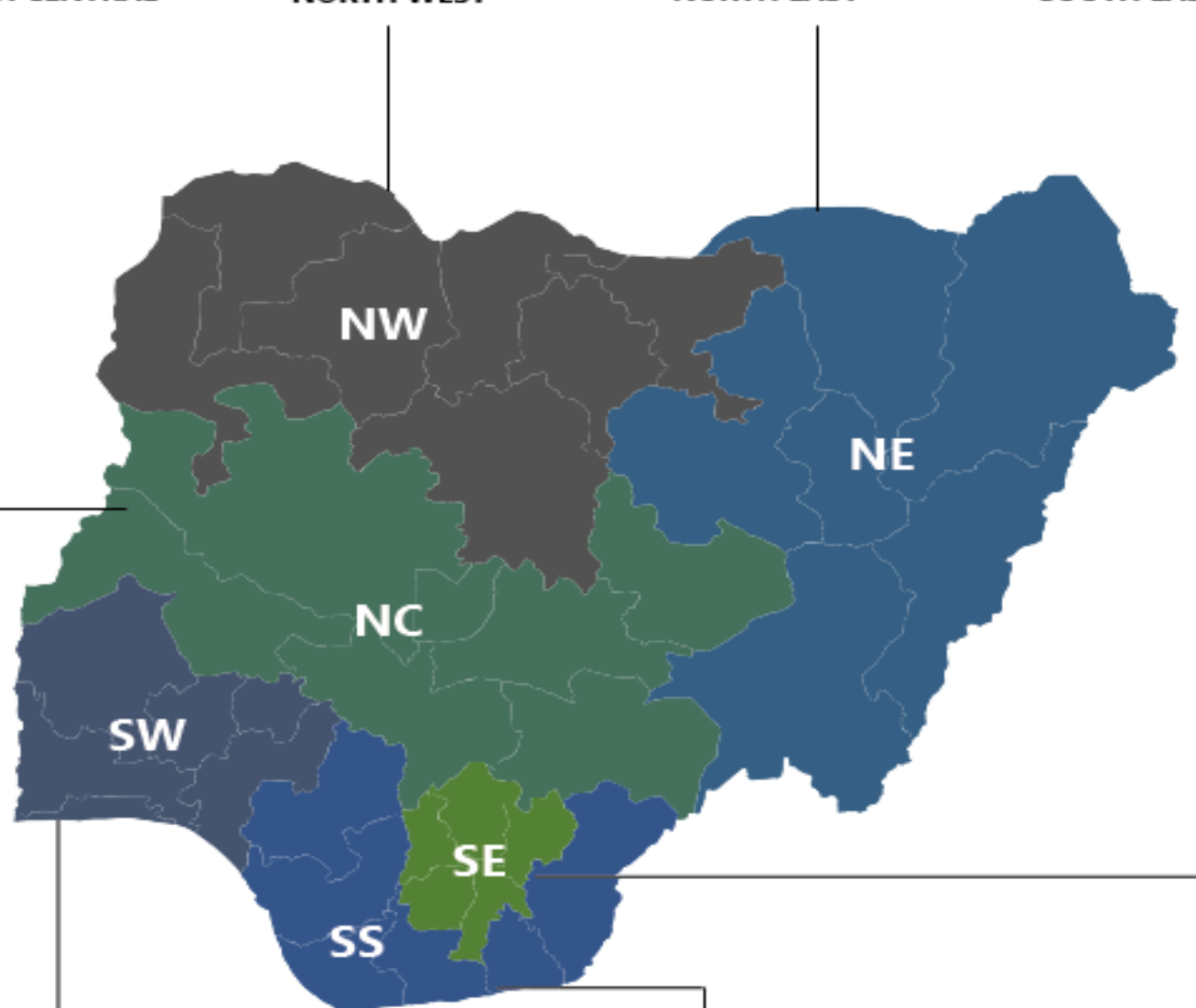
NORTH WEST

N1,762.32

NORTH EAST

N1,753.13

SOUTH EAST



N1,619.06

SOUTH WEST


N1,941.98

SOUTH SOUTH

AUTOMOTIVE GAS OIL (DIESEL) PRICE WATCH

- JULY 2025

12 Months Average Prices



APPENDIX

	Jul-24	Jun-25	Jul-25	YoY	MoM
NORTH CENTRAL	1325.63	1958.38	1873.94	41.17	-3.51
Abuja	1254.40	1818.83	1718.83	37.02	-5.50
Benue	1348.94	2541.46	2341.46	73.58	-7.87
Kogi	1186.31	1400.00	1500.00	26.44	7.14
Kwara	1268.00	1733.45	1737.08	36.99	0.21
Nasarawa	1389.51	2046.59	1901.06	36.82	-7.11
Niger	1321.46	1931.94	1889.43	42.98	-2.20
Plateau	1510.78	2236.42	2029.71	34.35	-9.24
NORTH EAST	1600.85	1799.37	1762.32	10.09	-2.06
Adamawa	1576.40	2355.32	2163.88	37.27	-8.13
Bauchi	1619.54	1852.96	1852.96	14.41	0.00
Borno	1694.17	1536.91	1536.91	-9.28	0.00
Gombe	1382.38	1485.00	1485.00	7.42	0.00
Taraba	1721.79	1928.00	1807.20	4.96	-6.27
Yobe	1610.82	1638.00	1728.00	7.27	5.49
NORTH WEST	1377.98	1807.80	1769.47	28.41	-2.12
Jigawa	1312.00	1655.23	1758.20	34.01	6.22
Kaduna	1533.33	2023.74	1994.52	30.08	-1.44
Kano	1211.11	2151.77	2027.92	67.44	-5.76
Katsina	1358.26	1902.57	1848.55	36.10	-2.84
Kebbi	1490.00	1753.94	1686.73	13.20	-3.83
Sokoto	1457.14	1607.20	1600.00	9.80	-0.45
Zamfara	1284.00	1560.17	1470.35	14.51	-5.76
SOUTH EAST	1371.51	1691.17	1753.13	27.82	3.66
Abia	1406.17	1775.10	1850.10	31.57	4.23
Anambra	1361.74	1391.02	1493.08	9.64	7.34
Ebonyi	1279.72	1652.62	1748.05	36.60	5.77
Enugu	1411.61	1921.04	1858.37	31.65	-3.26
Imo	1398.32	1716.06	1816.06	29.87	5.83
SOUTH SOUTH	1342.22	1963.86	1941.98	44.68	-1.11
Akwa Ibom	1343.75	1766.19	1866.19	38.88	5.66
Bayelsa	1355.00	2015.47	1943.47	43.43	-3.57
Cross River	1391.25	2128.34	2036.50	46.38	-4.31
Delta	1346.67	1810.17	1810.17	34.42	0.00
Edo	1266.67	2062.65	2011.60	58.81	-2.47
Rivers	1350.00	2000.35	1983.93	46.96	-0.82
SOUTH WEST	1266.57	1618.74	1619.06	27.83	0.02
Ekiti	1277.50	1651.31	1602.68	25.45	-2.94
Lagos	1261.56	1558.26	1658.26	31.44	6.42
Ogun	1251.11	1650.44	1650.44	31.92	0.00
Ondo	1289.09	1365.71	1465.71	13.70	7.32
Osun	1246.82	1843.04	1757.17	40.93	-4.66
Oyo	1273.33	1643.67	1580.10	24.09	-3.87
NATIONAL	1379.48	1813.81	1789.45	29.72	-1.34

CONTACT



National Bureau of Statistics
Head Office

#1 Wole Olanipekun St,
Central Business District,
Federal Capital Territory
Abuja

Alesanmi F.
Information Desk

Asst. Director, Communication & Public
Relation Department (C&PRD)
Phone: +2348028365685
funsoebun@yahoo.com

Dr. Ayo A.A
Head Prices Division

Phone: +2348036082904
anthonyayo@nigerianstat.gov.ng

Moses Mathew
Statistical Information Officer

Phone: +2347069071157
matmoses@nigerianstat.gov.ng



@nbs_nigeria



NBSNIGERIA



Nbs_nigeria

