



NATIONAL BUREAU OF STATISTICS

# **Automotive Gas Oil (Diesel) Price Watch**

---

**(DECEMBER 2025)**

**Report Date: January 2026**

**Data Source: National Bureau of Statistics (NBS)**

# CONTENT

Methodology	3
Executive Summary	4
Average Diesel Prices Across States	5
Average Diesel Prices Across Zones	6
12 Months Average Prices	7
Appendix	8
Contact	9

## METHODOLOGY

The data collection was conducted in sample outlets spread across 774 local government areas in all the 36 states and the FCT, Abuja. The data was collected from over 10,000 respondents located in the outlets. The estimates were derived from the weights generated from household expenditure on fuel and the actual prices households bought those fuels. This data collection exercise was done by over 700 NBS staff in all the states and the FCT and were closely monitored by quality control officers with sophisticated monitoring guidelines.

The average prices are reported for each state and the FCT, Abuja accordingly.

## EXECUTIVE SUMMARY


The average retail price of Automotive Gas Oil (Diesel) paid by consumers decreased by 3.18% on a year-on-year basis from a higher cost of ₦1447.62 per liter recorded in the corresponding month of last year (i.e., November 2024) to a lower cost of ₦1401.63 per liter in November 2025.

On a month-on-month basis, a decrease of 0.57% was recorded from ₦1409.61 in November 2025 to an average of ₦1401.63 in December 2025. Looking at the variations in the State prices, the top three States with the highest average price of the product in December 2025 include Enugu State (₦1465.69), Kaduna State (₦1449.70), and Bayelsa State (₦1441.62). Furthermore, the top three lowest prices were recorded in the following State namely, Katsina State (₦1297.24), Kebbi State (₦1301.10), and Edo State (₦1311.96).

The Zonal representation of the average price of Automotive Gas Oil (Diesel) shows that the South East Zone has the highest price of ₦1414.29, while the North Central Zone has the lowest price of ₦1391.94 compared to other Zones.

# AUTOMOTIVE GAS OIL (DIESEL) PRICE WATCH - DECEMBER 2025

Average Diesel Prices Across States



STATES WITH THE HIGHEST AVERAGE PRICES			STATES WITH THE LOWEST AVERAGE PRICES		
ENUGU	↔	N1,465.69	KATSINA	↔	N1,297.24
KADUNA	↔	N1,449.70	KEBBI	↔	N1,301.10
BAYELSA	↔	N1,441.62	EDO	↔	N1,311.96

# AUTOMOTIVE GAS OIL (DIESEL) PRICE WATCH

- DECEMBER 2025

Average Diesel Prices Across Zones



**N1,391.94**

**NORTH CENTRAL**

**N1,394.45**

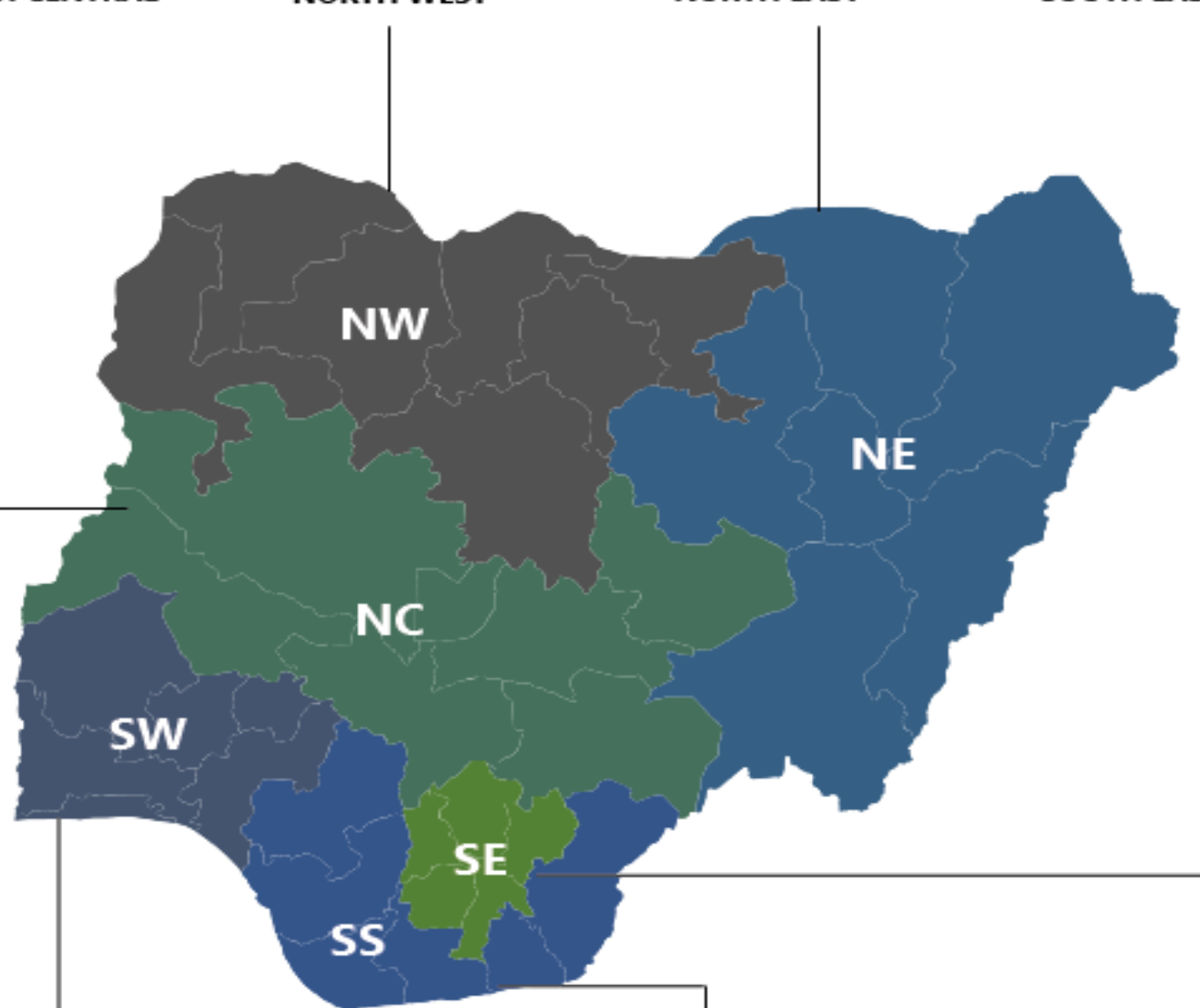
**NORTH WEST**

**N1,407.44**

**NORTH EAST**

**N1,414.29**

**SOUTH EAST**



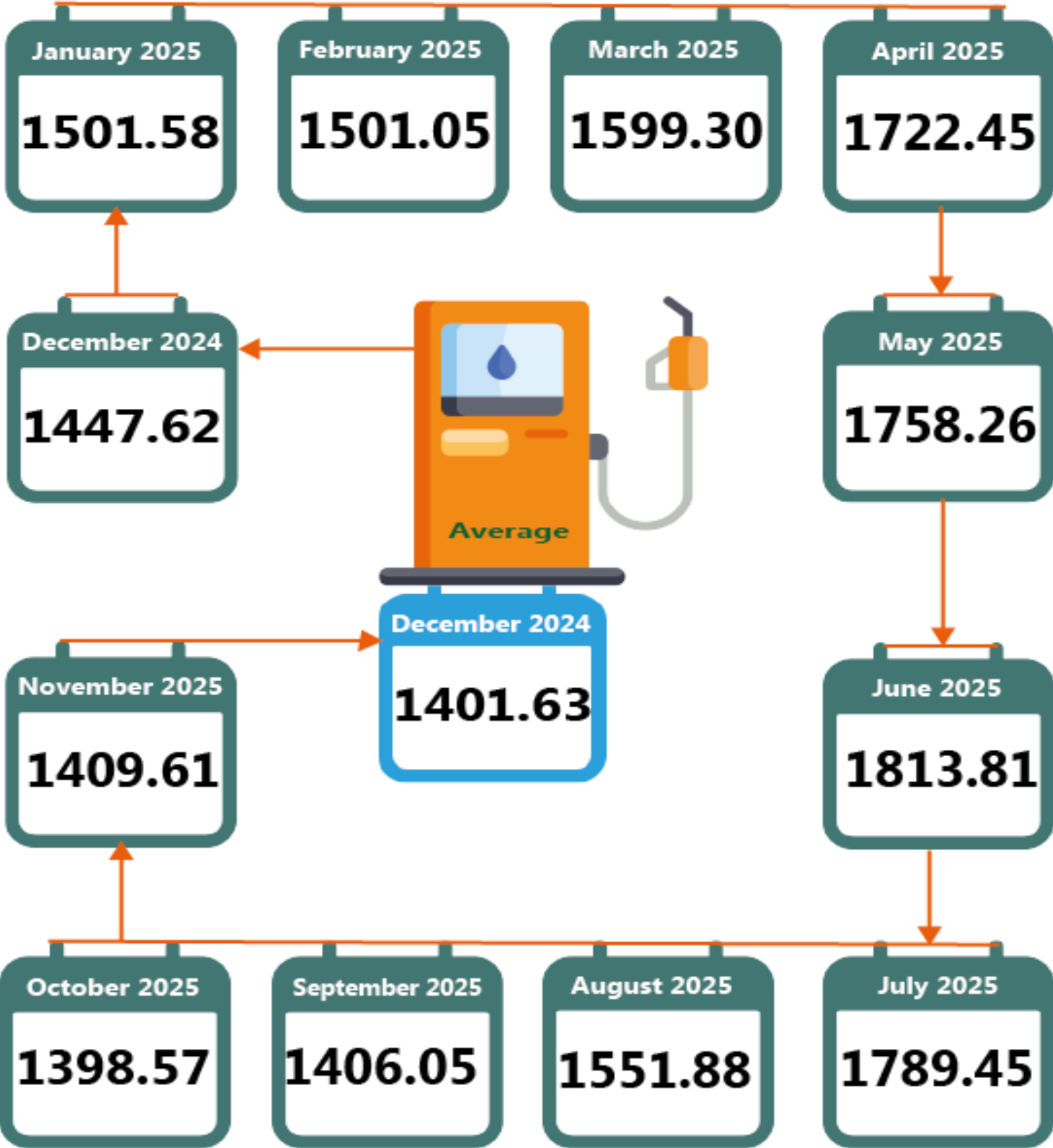
**N1,409.42**

**SOUTH WEST**

**N1,397.17**

**SOUTH SOUTH**

**AUTOMOTIVE GAS OIL (DIESEL) PRICE WATCH**  
**- DECEMBER 2025**  
12 Months Average Prices



## APPENDIX

	Dec-24	Nov-25	Dec-25	YoY	MoM
<b>NORTH CENTRAL</b>	<b>1500.30</b>	<b>1406.16</b>	<b>1391.94</b>	<b>-6.09</b>	<b>-0.99</b>
Abuja	1325.00	1370.18	1383.21	4.39	0.95
Benue	1780.00	1390.13	1376.02	-22.70	-1.02
Kogi	1282.50	1435.22	1413.69	10.23	-1.50
Kwara	1433.33	1400.90	1396.06	-2.60	-0.35
Nasarawa	1550.00	1325.29	1313.25	-15.27	-0.91
Niger	1481.25	1477.57	1432.99	-3.26	-3.02
Plateau	1650.00	1443.79	1428.35	-13.43	-1.07
<b>NORTH EAST</b>	<b>1668.33</b>	<b>1411.38</b>	<b>1407.44</b>	<b>-15.64</b>	<b>-0.28</b>
Adamawa	1500.00	1428.85	1420.04	-5.33	-0.62
Bauchi	2300.00	1386.23	1368.78	-40.49	-1.26
Borno	1725.48	1442.59	1435.38	-16.81	-0.50
Gombe	1479.17	1395.92	1394.09	-5.75	-0.13
Taraba	1537.78	1389.45	1396.76	-9.17	0.53
Yobe	1467.52	1425.22	1429.61	-2.58	0.31
<b>NORTH WEST</b>	<b>1389.96</b>	<b>1406.02</b>	<b>1394.45</b>	<b>0.32</b>	<b>-0.82</b>
Jigawa	1433.33	1477.31	1436.80	0.24	-2.74
Kaduna	1311.54	1445.67	1449.70	10.53	0.28
Kano	1405.56	1442.85	1408.03	0.18	-2.41
Katsina	1350.00	1315.78	1297.24	-3.91	-1.41
Kebbi	1340.00	1308.94	1301.10	-2.90	-0.60
Sokoto	1575.00	1428.81	1434.20	-8.94	0.38
Zamfara	1314.29	1422.77	1434.05	9.11	0.79
<b>SOUTH EAST</b>	<b>1344.58</b>	<b>1419.34</b>	<b>1414.29</b>	<b>5.18</b>	<b>-0.36</b>
Abia	1350.20	1425.22	1412.39	4.61	-0.90
Anambra	1310.73	1399.07	1400.32	6.84	0.09
Ebonyi	1332.01	1398.01	1383.84	3.89	-1.01
Enugu	1422.57	1468.29	1465.69	3.03	-0.18
Imo	1307.38	1406.11	1409.22	7.79	0.22
<b>SOUTH SOUTH</b>	<b>1464.14</b>	<b>1400.58</b>	<b>1397.17</b>	<b>-4.57</b>	<b>-0.24</b>
Akwa Ibom	1448.50	1437.68	1435.31	-0.91	-0.16
Bayelsa	1608.33	1435.02	1441.62	-10.37	0.46
Cross River	1381.60	1437.29	1439.17	4.17	0.13
Delta	1475.00	1377.99	1371.78	-7.00	-0.45
Edo	1400.00	1327.37	1311.96	-6.29	-1.16
Rivers	1471.43	1388.14	1383.15	-6.00	-0.36
<b>SOUTH WEST</b>	<b>1302.04</b>	<b>1416.99</b>	<b>1409.42</b>	<b>8.25</b>	<b>-0.53</b>
Ekiti	1257.86	1421.70	1405.90	11.77	-1.11
Lagos	1215.00	1435.22	1425.17	17.30	-0.70
Ogun	1231.64	1402.36	1403.94	13.99	0.11
Ondo	1395.45	1402.94	1404.56	0.65	0.12
Osun	1363.64	1436.44	1427.26	4.67	-0.64
Oyo	1348.67	1403.30	1389.66	3.04	-0.97
<b>NATIONAL</b>	<b>1447.62</b>	<b>1409.61</b>	<b>1401.63</b>	<b>-3.18</b>	<b>-0.57</b>



## CONTACT



### National Bureau of Statistics

Head Office  
No. 1, Wole Olanipekun Street,  
Formerly, Plot 762, Independence Avenue,  
Off Constitution Avenue,  
CBD, Abuja, F.C.T.

### Bonaventure Nwosu

Information Desk  
Head, Communication and Public Relations  
Department (C&PRD)  
Phone +2348033109882  
[bnwosu@nigerianstat.gov.ng](mailto:bnwosu@nigerianstat.gov.ng)

### Moses Mathew

Statistical Information Officer  
Department (C&PRD)  
Phone +2347069071157  
[matmoses@nigerianstat.gov.ng](mailto:matmoses@nigerianstat.gov.ng)



@nbs\_nigeria



NBSNIGERIA



Nbs\_nigeria

