



NATIONAL BUREAU OF STATISTICS

# **Automotive Gas Oil (Diesel) Price Watch**

---

**(AUGUST 2025)**

**Report Date: September 2025**

**Data Source: National Bureau of Statistics (NBS)**

# CONTENT

Methodology	3
Executive Summary	4
Average Diesel Prices Across States	5
Average Diesel Prices Across Zones	6
12 Months Average Prices	7
Appendix	8
Contact	9

## METHODOLOGY

The data collection was conducted in sample outlets spread across 774 local government areas in all the 36 states and the FCT, Abuja. The data was collected from over 10,000 respondents located in the outlets. The estimates were derived from the weights generated from household expenditure on fuel and the actual prices households bought those fuels. This data collection exercise was done by over 700 NBS staff in all the states and the FCT and were closely monitored by quality control officers with sophisticated monitoring guidelines.

The average prices are reported for each state and the FCT, Abuja accordingly.

## EXECUTIVE SUMMARY


The average retail price of Automotive Gas Oil (Diesel) paid by consumers increased by 10.37% on a year-on-year basis from a lower cost of N1406.05 per liter recorded in the corresponding month of last year (i.e., August 2024) to a higher cost of N1551.88 per liter in August 2025.

On a month-on-month basis, a decrease of 13.28% was recorded from N1789.45 in July 2025 to an average of N1551.88 in August 2025. Looking at the variations in the State prices, the top three States with the highest average price of the product in August 2025 include Plateau State (N1831.83), Kaduna State (N1804.93), and Kano State (N1789.59). Furthermore, the top three lowest prices were recorded in the following State namely, Zamfara State (N1250.35), Zamfara State (N1270.83), and Ondo State (N1282.00).

The Zonal representation of the average price of Automotive Gas Oil (Diesel) shows that the South-South Zone has the highest price of N1665.79 while the South West Zone has the lowest price of N1428.23 compared to other Zones.

# AUTOMOTIVE GAS OIL (DIESEL) PRICE WATCH - AUGUST 2025

Average Diesel Prices Across States



## STATES WITH THE HIGHEST AVERAGE PRICES

PLATEAU ↔ **N1,831.83**

KADUNA ↔ **N1,804.93**

KANO ↔ **N1,789.59**

## STATES WITH THE LOWEST AVERAGE PRICES

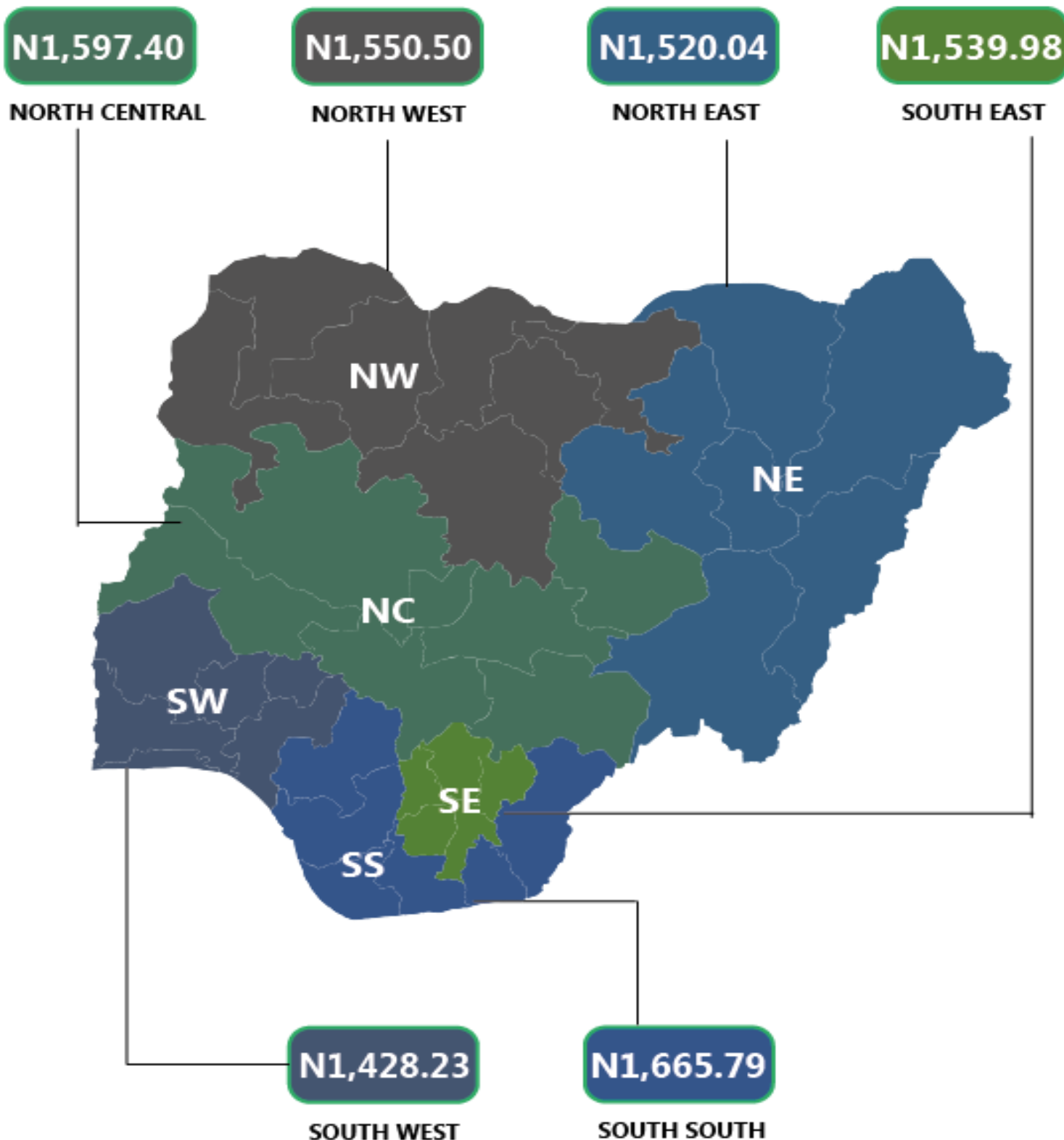
ZAMFARA ↔ **N1,250.35**

GOMBE ↔ **N1,270.83**

ONDO ↔ **N1,282.00**

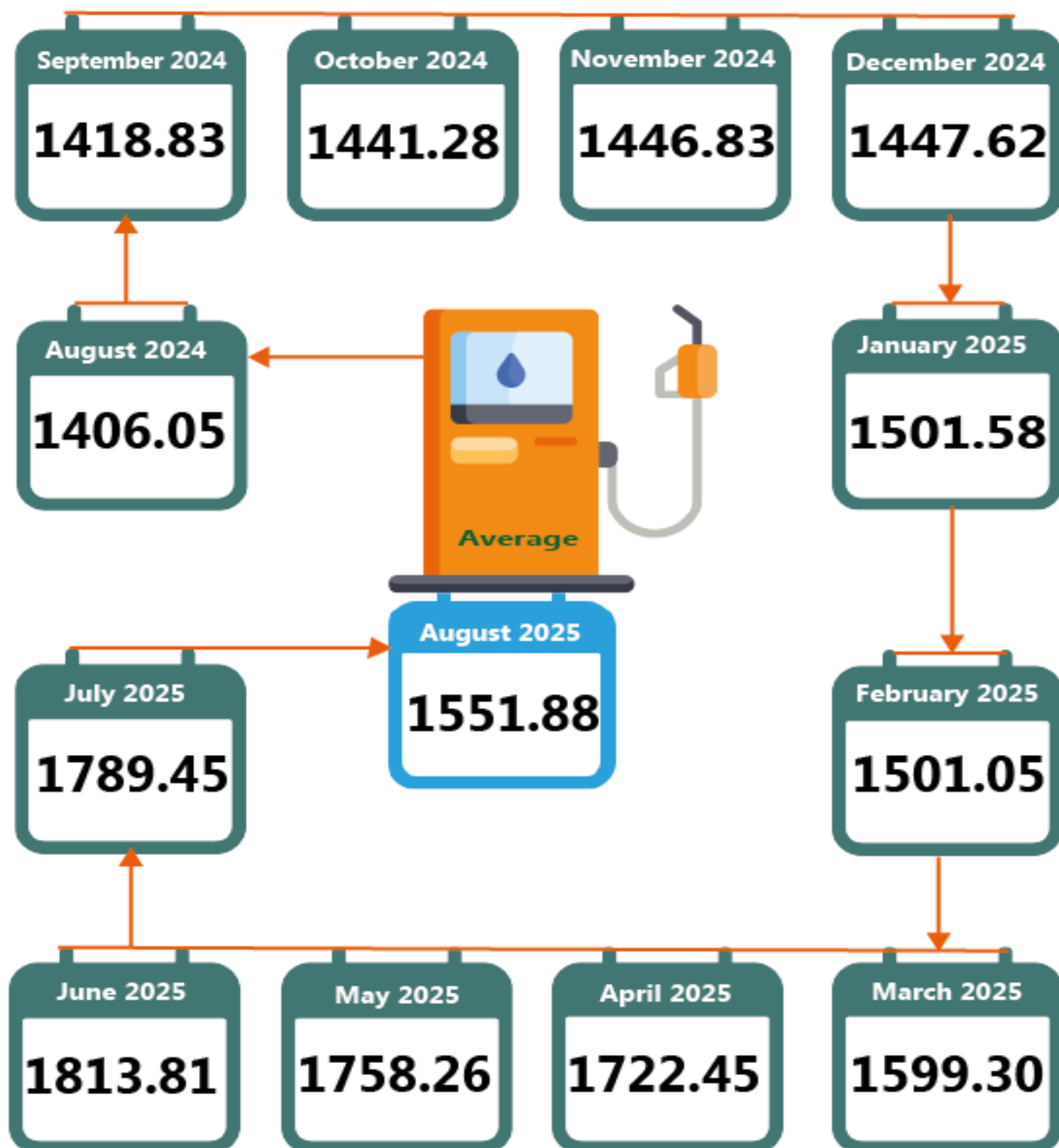
# AUTOMOTIVE GAS OIL (DIESEL) PRICE WATCH - AUGUST 2025

Average Diesel Prices Across Zones



# AUTOMOTIVE GAS OIL (DIESEL) PRICE WATCH - AUGUST 2025

12 Months Average Prices



# APPENDIX

	Aug-24	Jul-25	Aug-25	YoY	MoM
<b>NORTH CENTRAL</b>	<b>1357.07</b>	<b>1873.94</b>	<b>1597.40</b>	<b>17.54</b>	<b>-14.21</b>
Abuja	1286.00	1718.83	1510.94	17.49	-12.10
Benue	1395.05	2341.46	1724.18	23.59	-26.36
Kogi	1321.24	1500.00	1339.51	1.38	-10.70
Kwara	1291.10	1737.08	1554.71	20.42	-10.50
Nasarawa	1408.02	1901.06	1708.03	21.31	-10.15
Niger	1308.83	1889.43	1512.62	15.57	-19.94
Plateau	1489.26	2029.71	1831.83	23.00	-9.75
<b>NORTH EAST</b>	<b>1621.23</b>	<b>1762.32</b>	<b>1520.04</b>	<b>-6.24</b>	<b>-13.75</b>
Adamawa	1528.60	2163.88	1765.44	15.49	-18.41
Bauchi	1927.34	1852.96	1616.90	-16.11	-12.74
Borno	1513.65	1536.91	1350.00	-10.81	-12.16
Gombe	1615.00	1485.00	1270.83	-21.31	-14.42
Taraba	1638.14	1807.20	1606.40	-1.94	-11.11
Yobe	1504.63	1728.00	1510.68	0.40	-12.58
<b>NORTH WEST</b>	<b>1449.95</b>	<b>1769.47</b>	<b>1550.50</b>	<b>6.93</b>	<b>-12.37</b>
Jigawa	1283.33	1758.20	1496.01	16.57	-14.91
Kaduna	1930.79	1994.52	1804.93	-6.52	-9.51
Kano	1358.57	2027.92	1789.59	31.73	-11.75
Katsina	1300.00	1848.55	1650.84	26.99	-10.70
Kebbi	1406.25	1686.73	1418.30	0.86	-15.91
Sokoto	1575.00	1600.00	1443.50	-8.35	-9.78
Zamfara	1295.71	1470.35	1250.35	-3.50	-14.96
<b>SOUTH EAST</b>	<b>1353.07</b>	<b>1753.13</b>	<b>1539.98</b>	<b>13.81</b>	<b>-12.16</b>
Abia	1392.00	1850.10	1606.00	15.37	-13.19
Anambra	1343.53	1493.08	1301.14	-3.16	-12.86
Ebonyi	1301.88	1748.05	1524.29	17.08	-12.80
Enugu	1363.55	1858.37	1612.50	18.26	-13.23
Imo	1364.39	1816.06	1655.97	21.37	-8.82
<b>SOUTH SOUTH</b>	<b>1363.53</b>	<b>1941.98</b>	<b>1665.79</b>	<b>22.17</b>	<b>-14.22</b>
Akwa Ibom	1383.33	1866.19	1608.99	16.31	-13.78
Bayelsa	1390.00	1943.47	1611.86	15.96	-17.06
Cross River	1398.75	2036.50	1664.81	19.02	-18.25
Delta	1333.50	1810.17	1610.72	20.79	-11.02
Edo	1290.63	2011.60	1777.00	37.69	-11.66
Rivers	1385.00	1983.93	1721.38	24.29	-13.23
<b>SOUTH WEST</b>	<b>1283.47</b>	<b>1619.06</b>	<b>1428.23</b>	<b>11.28</b>	<b>-11.79</b>
Ekiti	1273.57	1602.68	1434.02	12.60	-10.52
Lagos	1237.14	1658.26	1515.60	22.51	-8.60
Ogun	1255.00	1650.44	1468.67	17.03	-11.01
Ondo	1368.18	1465.71	1282.00	-6.30	-12.53
Osun	1268.18	1757.17	1523.84	20.16	-13.28
Oyo	1298.75	1580.10	1345.24	3.58	-14.86
<b>NATIONAL</b>	<b>1406.05</b>	<b>1789.45</b>	<b>1551.88</b>	<b>10.37</b>	<b>-13.28</b>



## CONTACT



**National Bureau of Statistics**  
Head Office

#1 Wole Olanipekun St,  
Central Business District,  
Federal Capital Territory  
Abuja

**Alesanmi F.**  
Information Desk

Asst. Director, Communication & Public  
Relation Department (C&PRD)  
Phone: +2348028365685  
funsoebun@yahoo.com

**Dr. Ayo A.A**  
Head Prices Division

Phone: +2348036082904  
anthonyayo@nigerianstat.gov.ng

**Moses Mathew**  
Statistical Information Officer

Phone: +2347069071157  
matmoses@nigerianstat.gov.ng



@nbs\_nigeria



NBSNIGERIA



Nbs\_nigeria

