



NATIONAL BUREAU OF STATISTICS

Automotive Gas Oil

(Diesel) Price Watch

(SEPTEMBER 2025)

Report Date: October 2025

Data Source: National Bureau of Statistics (NBS)

CONTENT

Methodology	3
Executive Summary	4
Average Diesel Prices Across States	5
Average Diesel Prices Across Zones	6
12 Months Average Prices	7
Appendix	8
Contact	9

METHODOLOGY

The data collection was conducted in sample outlets spread across 774 local government areas in all the 36 states and the FCT, Abuja. The data was collected from over 10,000 respondents located in the outlets. The estimates were derived from the weights generated from household expenditure on fuel and the actual prices households bought those fuels. This data collection exercise was done by over 700 NBS staff in all the states and the FCT and were closely monitored by quality control officers with sophisticated monitoring guidelines.

The average prices are reported for each state and the FCT, Abuja accordingly.

EXECUTIVE SUMMARY


The average retail price of Automotive Gas Oil (Diesel) paid by consumers decreased by 9.94% on a year-on-year basis from a higher cost of ₦1418.83 per liter recorded in the corresponding month of last year (i.e., September 2024) to a lower cost of ₦1277.81 per liter in September 2025.

On a month-on-month basis, a decrease of 17.66% was recorded from ₦1551.88 in August 2025 to an average of ₦1277.81 in September 2025. Looking at the variations in the State prices, the top three States with the highest average price of the product in September 2025 include Nasarawa State (₦1519.68), Adamawa State (₦1517.93), and Borno State (₦1500.00). Furthermore, the top three lowest prices were recorded in the following State namely, Ekiti State (₦1145.40), Ondo State (₦1150.76), and Lagos State (₦1168.11).

The Zonal representation of the average price of Automotive Gas Oil (Diesel) shows that the North East Zone has the highest price of ₦1390.21 while the South West Zone has the lowest price of ₦1182.07 compared to other Zones.

AUTOMOTIVE GAS OIL (DIESEL) PRICE WATCH - SEPTEMBER 2025

Average Diesel Prices Across States



STATES WITH THE HIGHEST AVERAGE PRICES		STATES WITH THE LOWEST AVERAGE PRICES	
NASARAWA	N1,519.68	EKITI	N1,145.40
ADAMAWA	N1,517.93	ONDO	N1,150.76
BORNO	N1,500.00	LAGOS	N1,168.11

AUTOMOTIVE GAS OIL (DIESEL) PRICE WATCH - SEPTEMBER 2025

Average Diesel Prices Across Zones



N1,297.62

NORTH CENTRAL

N1,254.35

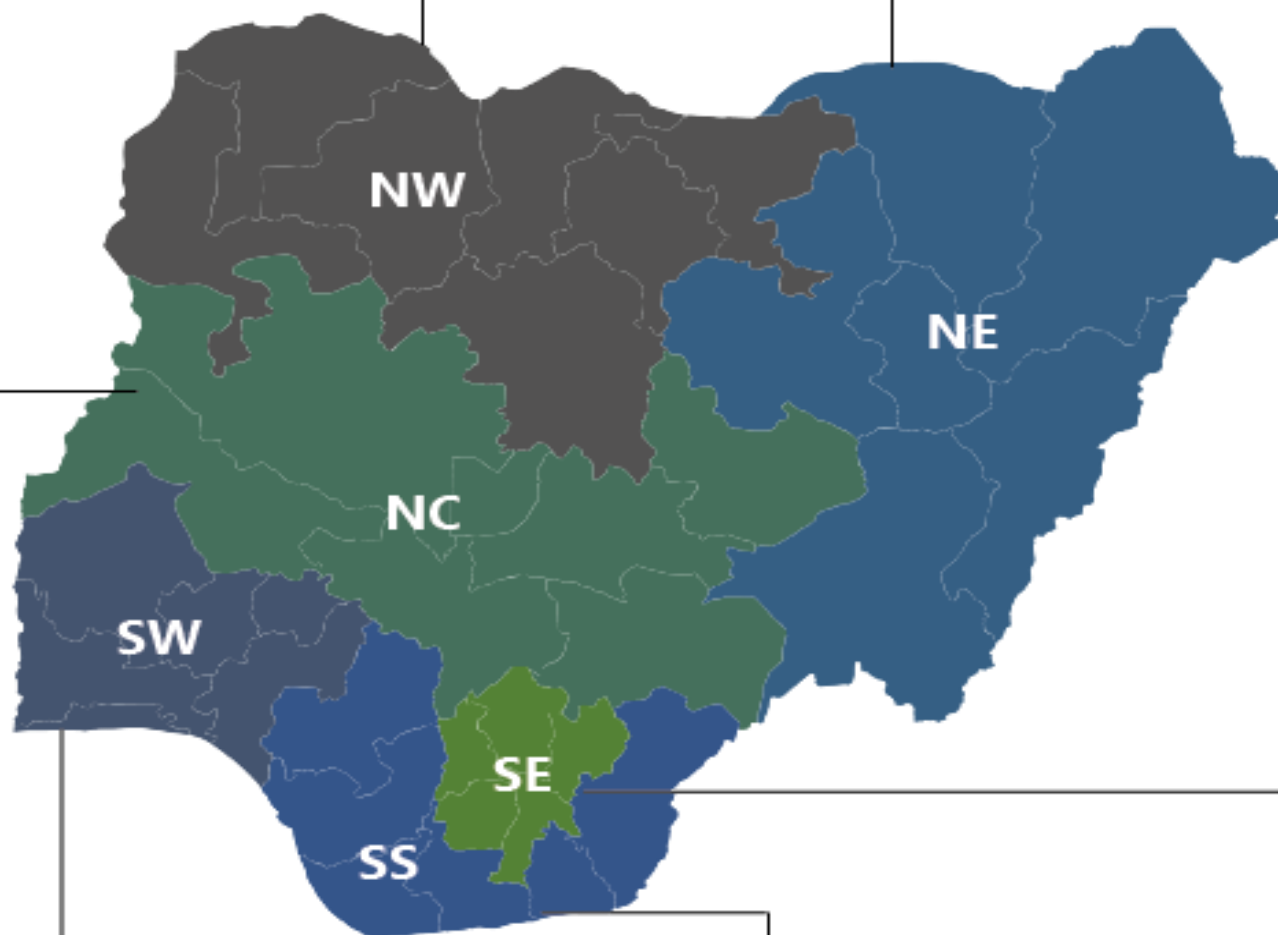
NORTH WEST

N1,390.21

NORTH EAST

N1,275.41

SOUTH EAST

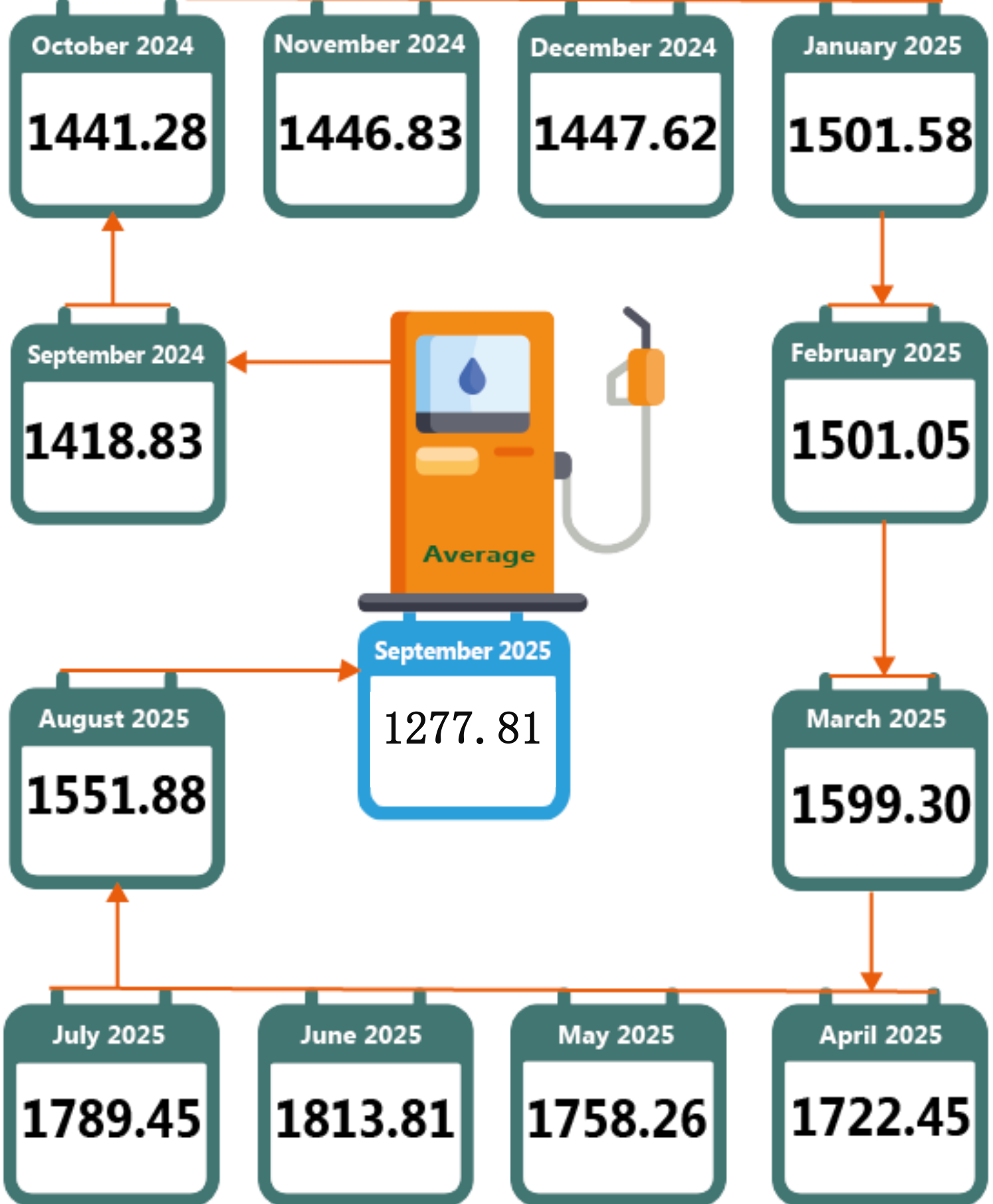


N1,182.07

SOUTH WEST

N1,267.41

SOUTH SOUTH



APPENDIX

	Sep-24	Aug-25	Sep-25	YoY	MoM
NORTH CENTRAL	1400.05	1597.40	1297.62	-6.84	-18.29
Abuja	1262.25	1510.94	1283.82	1.71	-15.03
Benue	1508.33	1724.18	1227.86	-18.60	-28.79
Kogi	1413.93	1339.51	1177.53	-16.72	-12.09
Kwara	1386.58	1554.71	1175.34	-15.23	-24.40
Nasarawa	1380.63	1708.03	1519.68	10.07	-11.03
Niger	1322.26	1512.62	1386.56	4.86	-8.33
Plateau	1526.39	1831.83	1312.55	-14.01	-28.35
NORTH EAST	1581.97	1520.04	1390.21	-12.12	-8.54
Adamawa	1475.00	1765.44	1517.93	2.91	-14.02
Bauchi	2061.67	1616.90	1277.36	-38.04	-21.00
Borno	1501.00	1350.00	1500.00	-0.07	11.11
Gombe	1615.00	1270.83	1332.13	-17.51	4.82
Taraba	1369.17	1606.40	1348.20	-1.53	-16.07
Yobe	1470.00	1510.68	1365.65	-7.10	-9.60
NORTH WEST	1381.61	1550.50	1254.35	-9.21	-19.10
Jigawa	1335.83	1496.01	1177.86	-11.83	-21.27
Kaduna	1511.50	1804.93	1294.69	-14.34	-28.27
Kano	1364.44	1789.59	1279.43	-6.23	-28.51
Katsina	1350.00	1650.84	1184.58	-12.25	-28.24
Kebbi	1363.64	1418.30	1234.89	-9.44	-12.93
Sokoto	1433.33	1443.50	1266.33	-11.65	-12.27
Zamfara	1312.50	1250.35	1342.67	2.30	7.38
SOUTH EAST	1337.95	1539.98	1275.41	-4.67	-17.18
Abia	1372.19	1606.00	1311.00	-4.46	-18.37
Anambra	1296.79	1301.14	1257.33	-3.04	-3.37
Ebonyi	1304.06	1524.29	1265.93	-2.92	-16.95
Enugu	1341.03	1612.50	1299.90	-3.07	-19.39
Imo	1375.69	1655.97	1242.88	-9.65	-24.95
SOUTH SOUTH	1474.20	1665.79	1267.41	-14.03	-23.92
Akwa Ibom	1592.86	1608.99	1277.38	-19.81	-20.61
Bayelsa	1454.55	1611.86	1231.98	-15.30	-23.57
Cross River	1465.71	1664.81	1350.21	-7.88	-18.90
Delta	1430.00	1610.72	1193.82	-16.52	-25.88
Edo	1368.75	1777.00	1330.63	-2.79	-25.12
Rivers	1533.33	1721.38	1220.44	-20.41	-29.10
SOUTH WEST	1333.06	1428.23	1182.07	-11.33	-17.24
Ekiti	1241.46	1434.02	1145.40	-7.74	-20.13
Lagos	1305.56	1515.60	1168.11	-10.53	-22.93
Ogun	1380.00	1468.67	1180.77	-14.44	-19.60
Ondo	1507.00	1282.00	1150.76	-23.64	-10.24
Osun	1287.86	1523.84	1245.30	-3.30	-18.28
Oyo	1276.47	1345.24	1202.05	-5.83	-10.64
NATIONAL	1418.83	1551.88	1277.81	-9.94	-17.66

CONTACT



National Bureau of Statistics

Head Office
No. 1, Wole Olanipekun Street,
Formerly, Plot 762, Independence Avenue,
Off Constitution Avenue,
CBD, Abuja, F.C.T.

Bonaventure Nwosu Information Desk

Head, Communication and Public Relations
Department (C&PRD)
Phone +2348033109882
bnwosu@nigerianstat.gov.ng

Moses Mathew

Statistical Information Officer
Department (C&PRD)
Phone +2347069071157
matmoses@nigerianstat.gov.ng



@nbs_nigeria



NBSNIGERIA



Nbs_nigeria

