



NATIONAL BUREAU OF STATISTICS

# **Automotive Gas Oil (Diesel) Price Watch**

---

**(JANUARY 2026)**

**Report Date: March 2026**

**Data Source: National Bureau of Statistics (NBS)**

# CONTENT

Methodology	3
Executive Summary	4
Average Diesel Prices Across States	5
Average Diesel Prices Across Zones	6
12 Months Average Prices	7
Appendix	8
Contact	9

## METHODOLOGY

The data collection was conducted in sample outlets spread across 774 local government areas in all the 36 states and the FCT, Abuja. The data was collected from over 10,000 respondents located in the outlets. The estimates were derived from the weights generated from household expenditure on fuel and the actual prices households bought those fuels. This data collection exercise was done by over 700 NBS staff in all the states and the FCT and were closely monitored by quality control officers with sophisticated monitoring guidelines. The average prices are reported for each state and the FCT, Abuja accordingly.

## EXECUTIVE SUMMARY

The average retail price of Automotive Gas Oil (Diesel) paid by consumers decreased by 5.39% on a year-on-year basis from a higher cost of ₦1501.05 per liter recorded in the corresponding month of last year (i.e., February 2025) to a lower cost of ₦1420.17 per liter in February 2026.


On a month-on-month basis, an increase of 4.30% was recorded from ₦1361.57 in January 2026 to an average of ₦1420.17 in February 2026. Looking at the variations in the State prices, the top three States with the highest average price of the product in February 2026 include Lagos State (₦1625.11), Borno State (₦1616.25), and Akwa Ibom State (₦1587.19).

Furthermore, the top three lowest prices were recorded in the following State namely, Ogun State (₦1183.31), Kogi State (₦1220.00), and Anambra State (₦1256.76).

The Zonal representation of the average price of Automotive Gas Oil (Diesel) shows that the North East Zone has the highest price of ₦1496.49, while the North Central Zone has the lowest price of ₦1382.17 compared to other Zones.

# AUTOMOTIVE GAS OIL (DIESEL) PRICE WATCH - FEBRUARY 2026

Average Diesel Prices Across States



STATES WITH THE HIGHEST AVERAGE PRICES		STATES WITH THE LOWEST AVERAGE PRICES	
LAGOS	N1,625.11	OGUN	N1,183.31
BORNO	N1,616.25	KOGI	N1,220.00
AKWA IBOM	N1,587.19	ANAMBRA	N1,256.76

# AUTOMOTIVE GAS OIL (DIESEL) PRICE WATCH - FEBRUARY 2026

Average Diesel Prices Across Zones



**N1,382.17**

**NORTH CENTRAL**

**N1,395.42**

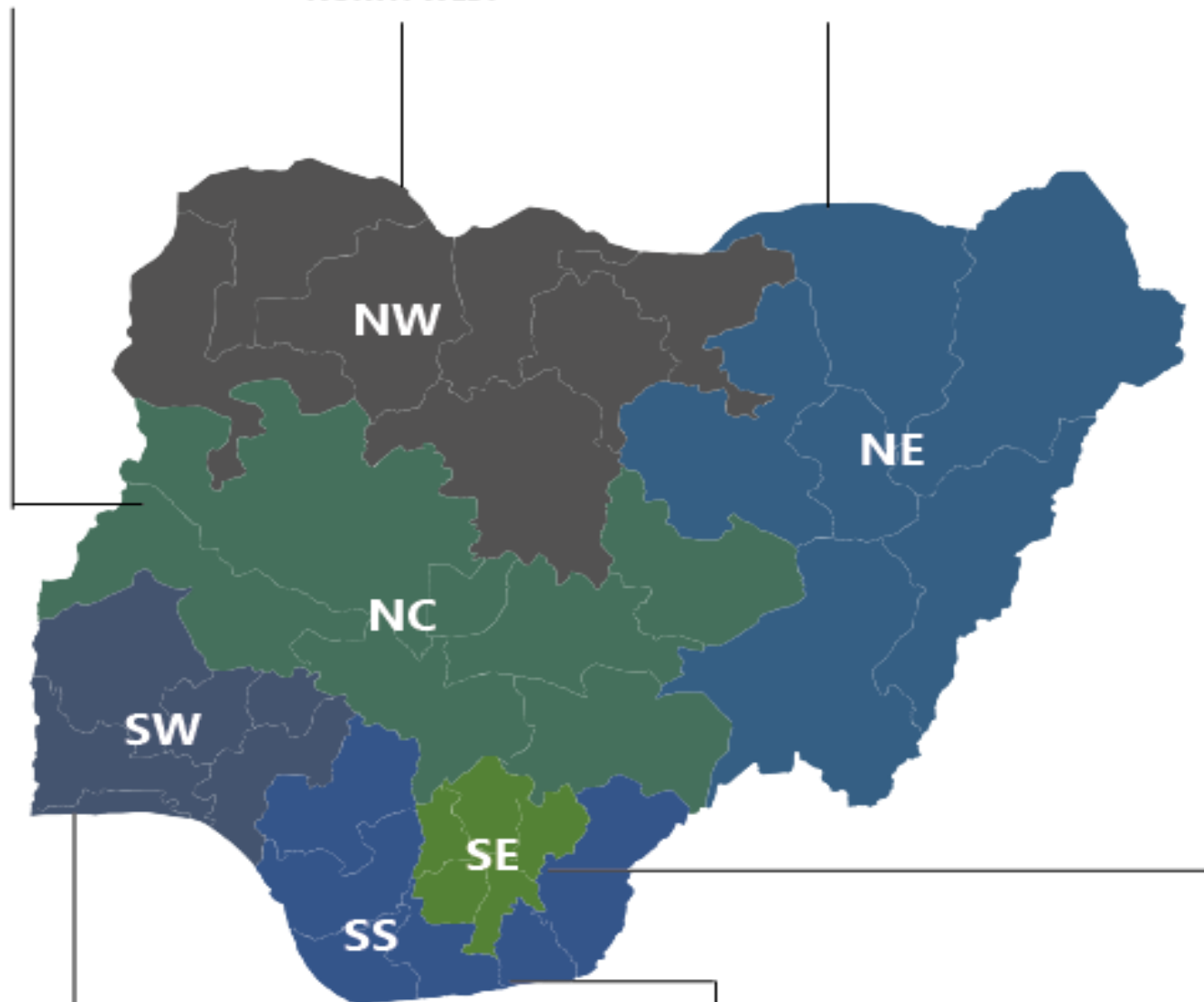
**NORTH WEST**

**N1,496.49**

**NORTH EAST**

**N1,383.77**

**SOUTH EAST**



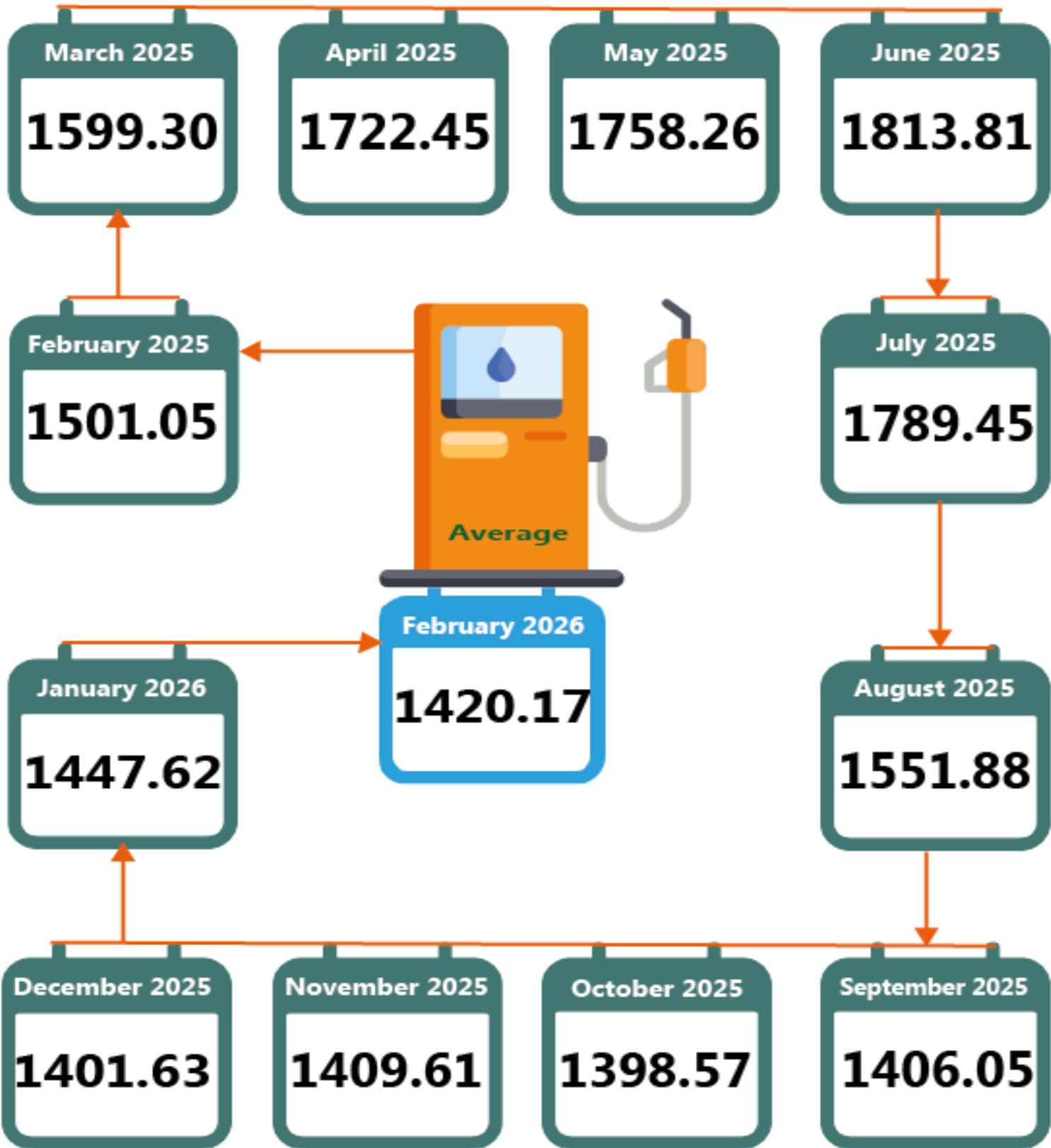
**N1,434.50**

**SOUTH WEST**

**N1,433.09**

**SOUTH SOUTH**

**AUTOMOTIVE GAS OIL (DIESEL) PRICE WATCH**  
**- FEBRUARY 2026**  
12 Months Average Prices



## APPENDIX

	Feb-25	Jan-26	Feb-26	YoY	MoM
<b>NORTH CENTRAL</b>	<b>1674.30</b>	<b>1334.92</b>	<b>1382.17</b>	<b>-15.34</b>	<b>3.58</b>
Abuja	2080.00	1332.37	1409.67	-32.23	5.80
Benue	1975.00	1309.21	1404.54	-28.88	7.28
Kogi	1200.00	1200.00	1220.00	1.67	1.67
Kwara	1450.00	1397.76	1310.58	-9.61	-6.24
Nasarawa	1500.00	1379.35	1381.23	-7.92	0.14
Niger	1515.12	1276.00	1385.60	-8.55	8.59
Plateau	2000.00	1449.78	1563.54	-21.82	7.85
<b>NORTH EAST</b>	<b>1675.00</b>	<b>1430.96</b>	<b>1496.49</b>	<b>-10.66</b>	<b>4.58</b>
Adamawa	2000.00	1422.91	1492.92	-25.35	4.92
Bauchi	1900.00	1449.62	1524.87	-19.74	5.19
Borno	1550.00	1480.00	1616.25	4.27	9.21
Gombe	1350.00	1403.30	1483.52	9.89	5.72
Taraba	1600.00	1453.50	1525.50	-4.66	4.95
Yobe	1650.00	1376.42	1335.85	-19.04	-2.95
<b>NORTH WEST</b>	<b>1449.80</b>	<b>1329.75</b>	<b>1395.42</b>	<b>-3.75</b>	<b>4.94</b>
Jigawa	1250.00	1353.37	1432.23	14.58	5.83
Kaduna	1500.00	1266.67	1280.00	-14.67	1.05
Kano	1720.00	1281.92	1399.62	-18.63	9.18
Katsina	1433.33	1310.66	1309.99	-8.61	-0.05
Kebbi	1345.25	1382.33	1468.82	9.19	6.26
Sokoto	1600.00	1470.46	1554.64	-2.84	5.72
Zamfara	1300.00	1242.82	1322.62	1.74	6.42
<b>SOUTH EAST</b>	<b>1380.90</b>	<b>1288.20</b>	<b>1383.77</b>	<b>0.21</b>	<b>7.42</b>
Abia	1508.95	1282.50	1390.12	-7.88	8.39
Anambra	1241.67	1243.08	1256.76	1.22	1.10
Ebonyi	1293.88	1344.41	1479.12	14.32	10.02
Enugu	1500.00	1251.69	1369.17	-8.72	9.39
Imo	1360.00	1319.33	1423.67	4.68	7.91
<b>SOUTH SOUTH</b>	<b>1467.09</b>	<b>1387.68</b>	<b>1433.09</b>	<b>-2.32</b>	<b>3.27</b>
Akwa Ibom	1558.16	1558.52	1587.19	1.86	1.84
Bayelsa	1700.00	1294.51	1336.85	-21.36	3.27
Cross River	1733.33	1295.92	1395.49	-19.49	7.68
Delta	1242.86	1323.42	1371.33	10.34	3.62
Edo	1249.44	1414.11	1429.38	14.40	1.08
Rivers	1318.75	1439.61	1478.27	12.10	2.69
<b>SOUTH WEST</b>	<b>1318.88</b>	<b>1395.43</b>	<b>1434.50</b>	<b>8.77</b>	<b>2.80</b>
Ekiti	1271.43	1311.58	1364.58	7.33	4.04
Lagos	1222.22	1560.82	1625.11	32.96	4.12
Ogun	1275.00	1230.52	1183.31	-7.19	-3.84
Ondo	1396.29	1382.31	1496.97	7.21	8.30
Osun	1333.33	1427.59	1466.43	9.98	2.72
Oyo	1415.00	1459.78	1470.60	3.93	0.74
<b>NATIONAL</b>	<b>1501.05</b>	<b>1361.57</b>	<b>1420.17</b>	<b>-5.39</b>	<b>4.30</b>



## CONTACT



### **National Bureau of Statistics**

Head Office  
No. 1, Wole Olanipekun Street,  
Formerly, Plot 762, Independence Avenue,  
Off Constitution Avenue,  
CBD, Abuja, F.C.T.

### **Bonaventure Nwosu**

Information Desk  
Head, Communication and Public Relations  
Department (C&PRD)  
Phone +2348033109882  
bnwosu@nigerianstat.gov.ng

### **Moses Mathew**

Statistical Information Officer  
Department (C&PRD)  
Phone +2347069071157  
matmoses@nigerianstat.gov.ng



@nbs\_nigeria



NBSNIGERIA



Nbs\_nigeria

