



NATIONAL BUREAU OF STATISTICS

Automotive Gas Oil

(Diesel) Price Watch

(MARCH 2026)

Report Date: April 2026

Data Source: National Bureau of Statistics (NBS)

CONTENT

Methodology	3
Executive Summary	4
Average Diesel Prices Across States	5
Average Diesel Prices Across Zones	6
12 Months Average Prices	7
Appendix	8
Contact	9

METHODOLOGY

The data collection was conducted in sample outlets spread across 774 local government areas in all the 36 states and the FCT, Abuja. The data was collected from over 10,000 respondents located in the outlets. The estimates were derived from the weights generated from household expenditure on fuel and the actual prices households bought those fuels. This data collection exercise was done by over 700 NBS staff in all the states and the FCT and were closely monitored by quality control officers with sophisticated monitoring guidelines.

The average prices are reported for each state and the FCT, Abuja accordingly.

EXECUTIVE SUMMARY

The average retail price of Automotive Gas Oil (Diesel) paid by consumers increased by 3.05% on a year-on-year basis from a lower cost of ₦1599.30 per liter recorded in the corresponding month of last year (i.e., March 2025) to a higher cost of ₦1648.08 per liter in March 2026.


On a month-on-month basis, an increase of 16.05% was recorded from ₦1420.17 in February 2026 to an average of ₦1648.08 in March 2026. Looking at the variations in the State prices, the top three States with the highest average price of the product in March 2026 include Ebonyi State (₦2262.29), Akwa Ibom State (₦1895.72) and, Osun State (₦1872.15).

Furthermore, the top three lowest prices were recorded in the following State namely, Kogi State (₦1383.40), Katsina State (₦1438.25), and Enugu State (₦1480.06).

The Zonal representation of the average price of Automotive Gas Oil (Diesel) shows that the South East Zone has the highest price of ₦1730.14, while the North Central Zone has the lowest price of ₦1593.11 compared to other Zones.

AUTOMOTIVE GAS OIL (DIESEL) PRICE WATCH - MARCH 2026

Average Diesel Prices Across States



STATES WITH THE HIGHEST AVERAGE PRICES		STATES WITH THE LOWEST AVERAGE PRICES	
EBONYI	N2,262.29	KOGI	N1,383.40
AKWA IBOM	N1,895.72	KATSINA	N1,438.25
OSUN	N1,872.15	ENUGU	N1,480.06

AUTOMOTIVE GAS OIL (DIESEL) PRICE WATCH - MARCH 2026

Average Diesel Prices Across Zones



N1,593.11

NORTH CENTRAL

N1,595.27

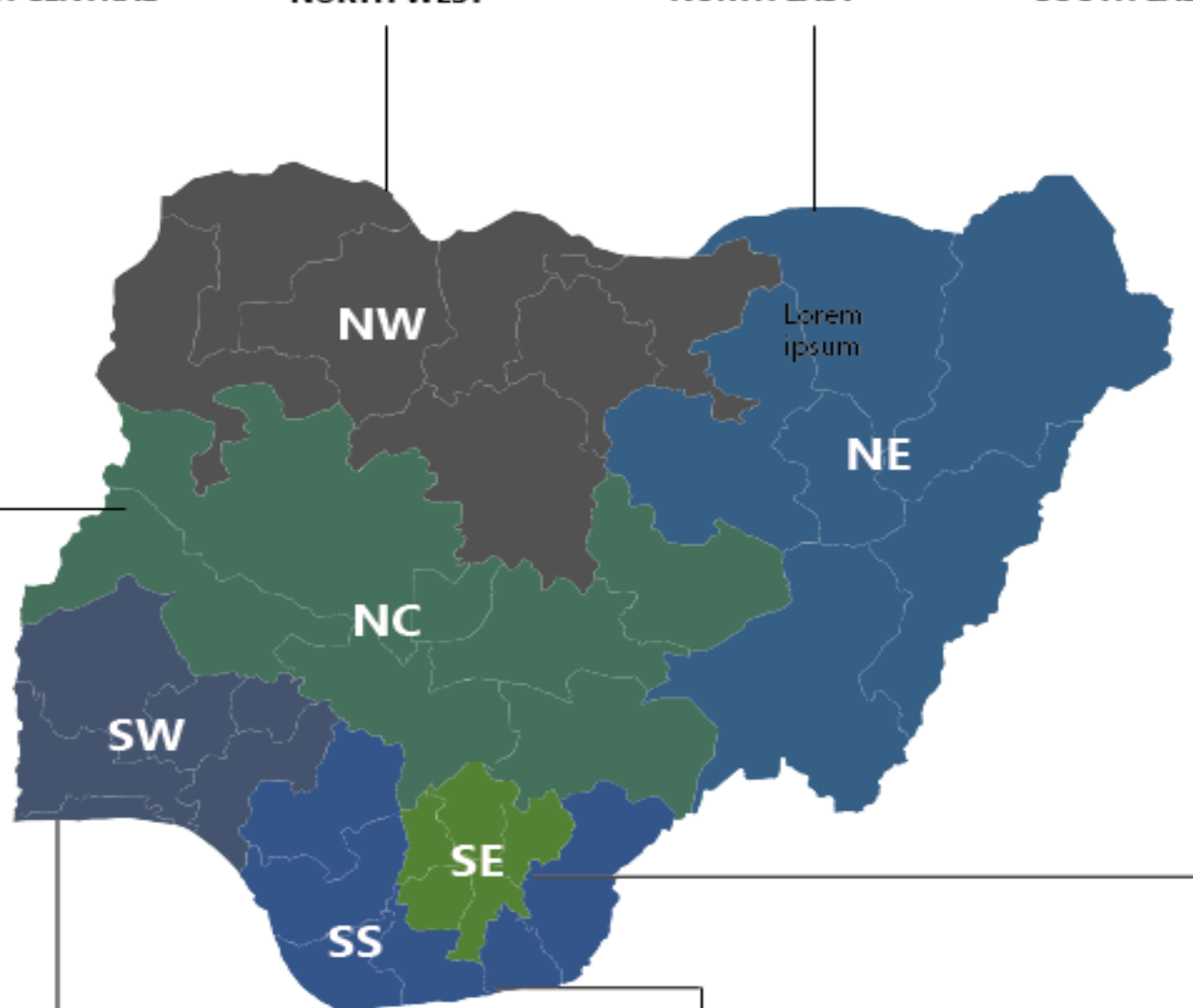
NORTH WEST

N1,722.61

NORTH EAST

N1,730.14

SOUTH EAST



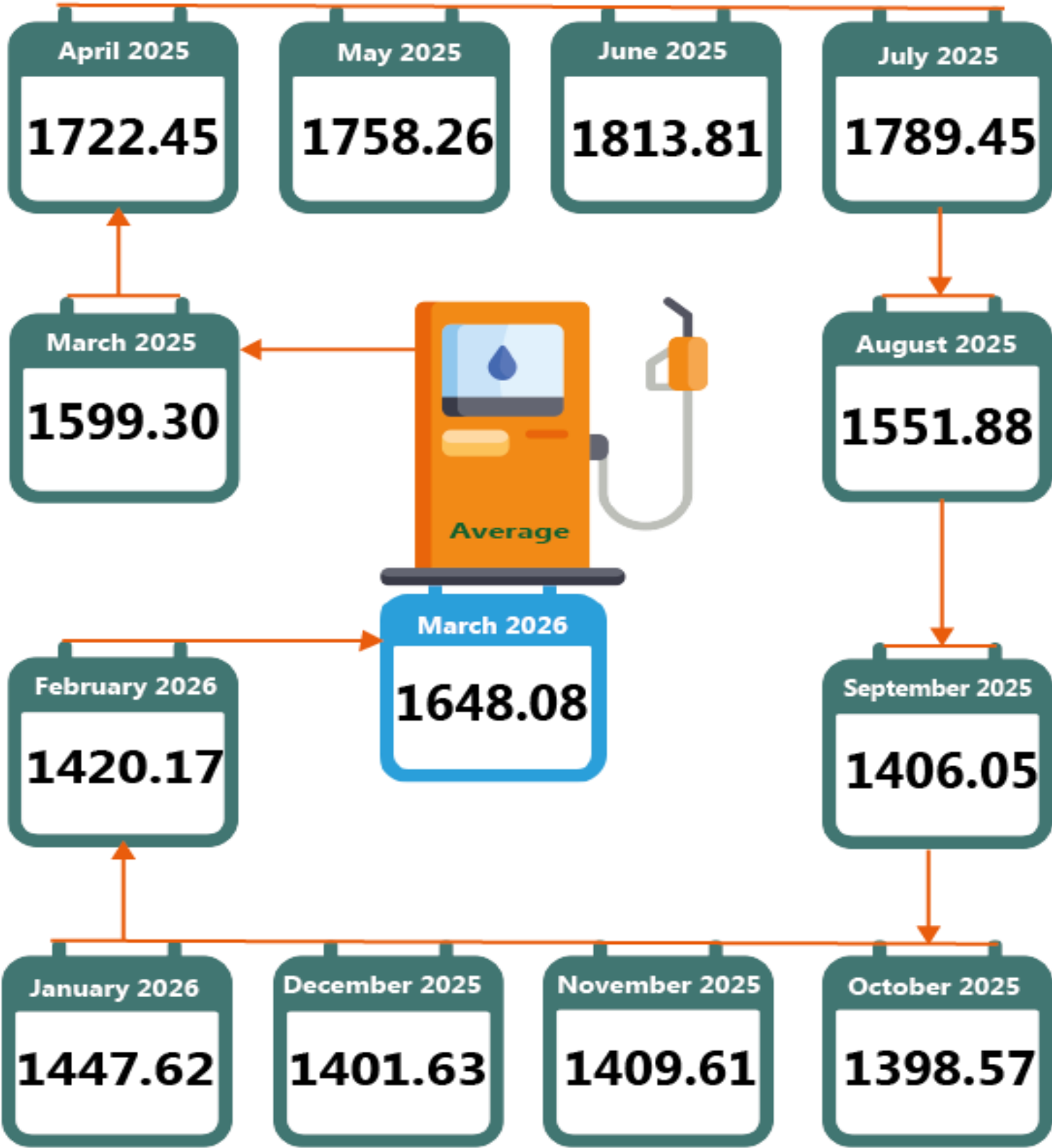
N1,636.84

SOUTH WEST

N1,642.17

SOUTH SOUTH

AUTOMOTIVE GAS OIL (DIESEL) PRICE WATCH
- MARCH 2026
12 Months Average Prices



APPENDIX

	Mar-25	Feb-26	Mar-26	YoY	MoM
NORTH CENTRAL	1775.96	1382.17	1593.11	-8.06	15.40
Abuja	2100.00	1409.67	1718.35	-18.17	21.90
Benue	2115.47	1404.54	1506.93	-28.77	7.29
Kogi	1300.00	1220.00	1383.40	6.42	13.39
Kwara	1350.00	1310.58	1488.59	10.27	13.58
Nasarawa	1781.82	1381.23	1852.36	3.96	34.11
Niger	1742.02	1385.60	1548.05	-11.13	11.72
Plateau	2042.44	1563.54	1654.06	-19.02	5.79
NORTH EAST	1739.51	1496.49	1722.61	-0.97	15.11
Adamawa	2132.20	1492.92	1757.45	-17.58	17.72
Bauchi	2067.37	1524.87	1592.73	-22.96	4.45
Borno	1550.00	1616.25	1616.25	4.27	0.00
Gombe	1441.74	1483.52	1856.26	28.75	25.13
Taraba	1645.76	1525.50	1757.84	6.81	15.23
Yobe	1600.00	1335.85	1755.13	9.70	31.39
NORTH WEST	1576.28	1395.42	1595.27	1.20	14.32
Jigawa	1330.08	1432.23	1600.12	20.30	11.72
Kaduna	1724.15	1280.00	1678.93	-2.62	31.17
Kano	1800.69	1399.62	1610.86	-10.54	15.09
Katsina	1643.08	1309.99	1438.25	-12.47	9.79
Kebbi	1635.96	1468.82	1577.18	-3.59	7.38
Sokoto	1600.00	1554.64	1759.05	9.94	13.15
Zamfara	1300.00	1322.62	1502.50	15.58	13.60
SOUTH EAST	1493.68	1383.77	1730.14	15.83	25.03
Abia	1635.03	1390.12	1653.01	1.10	18.91
Anambra	1309.99	1256.76	1698.29	29.64	35.13
Ebonyi	1445.34	1479.12	2262.29	56.52	52.95
Enugu	1624.15	1369.17	1480.06	-8.87	8.10
Imo	1453.90	1423.67	1557.06	7.10	9.37
SOUTH SOUTH	1565.78	1433.09	1642.17	4.88	14.59
Akwa Ibom	1709.11	1587.19	1895.72	10.92	19.44
Bayelsa	1700.00	1336.85	1489.65	-12.37	11.43
Cross River	1733.33	1395.49	1603.89	-7.47	14.93
Delta	1389.83	1371.33	1541.97	10.95	12.44
Edo	1397.84	1429.38	1748.85	25.11	22.35
Rivers	1464.56	1478.27	1572.94	7.40	6.40
SOUTH WEST	1401.38	1434.50	1636.84	16.80	14.11
Ekiti	1325.79	1364.58	1491.19	12.48	9.28
Lagos	1386.34	1625.11	1642.67	18.49	1.08
Ogun	1350.53	1183.31	1532.65	13.49	29.52
Ondo	1396.29	1496.97	1660.44	18.92	10.92
Osun	1451.83	1466.43	1872.15	28.95	27.67
Oyo	1497.48	1470.60	1621.95	8.31	10.29
NATIONAL	1599.30	1420.17	1648.08	3.05	16.05

CONTACT



National Bureau of Statistics
Head Office

#1 Wole Olanipekun St,
Central Business District,
Federal Capital Territory
Abuja

Bonaventure Nwosu
Information Desk

Head, Communication and Public
Relation Department (C&PRD)
Phone: +2348033109882
bnwosu@nigerianstat.gov.ng

Mrs Musa Nkem
Head Prices Division

Phone: +2348130286147
nmusa@nigerianstat.gov.ng

Moses Mathew
Statistical Information Officer

Phone: +2347069071157
matmoses@nigerianstat.gov.ng



@nbs_nigeria



NBSNIGERIA



Nbs_nigeria

