



NATIONAL BUREAU OF STATISTICS

National Household Kerosene Price Watch

(NOVEMBER 2024)

Report Date: December 2024

Data Source: National Bureau of Statistics (NBS)

CONTENT

Methodology	3
Executive Summary	4
Average Kerosene Prices per liter across States	5
Average Kerosene Prices per liter across Zones	6
12 Months Average Prices per liter	7
Average Kerosene Prices per gallon across States	8
Average Kerosene Prices per gallon across Zones	9
12 Months Average Prices per gallon	10
Appendix	11
Contact	13

METHODOLOGY

Fieldwork is done solely by over 700 NBS Staff in all the States of the federation, supported by supervisors whom internal and external observers monitor.

Fuel Prices are collected across all the 774 local governments across all States and the FCT from over 10,000 respondents and outlets and the estimates reflect the weights derived from estimates of household expenditures on fuel and the actual prices of liters or gallon bought by the households.

The average prices are reported for each state and the country. The NBS audit team subsequently conducts randomly selected verification of prices recorded.

EXECUTIVE SUMMARY

The average retail price per litre of Household Kerosene (HHK) paid by consumers in November 2024 was N2,042.93, showing an increase of 1.26% compared to N2,017.46 recorded in October 2024. On a year-on-year basis, the average retail price per litre of the product rose by 58.72% from N1,287.10 in November 2023.

On state profile analysis, the highest average price per litre in November 2024 was recorded in Abuja with N2,900.33, followed by Kaduna with N2,550.52 and Akwa-Ibom with N2,520.86. On the other hand, the lowest price was recorded in Borno with N1,515.87, followed by Bayelsa with N1,520.34 and Adamawa with N1,690.11.

In addition, analysis by zone showed that the North Central recorded the highest average retail price per litre of Household Kerosene with N2,262.35, followed by the North-West with N2,200.07, while the South-East recorded the lowest with N1,782.83.

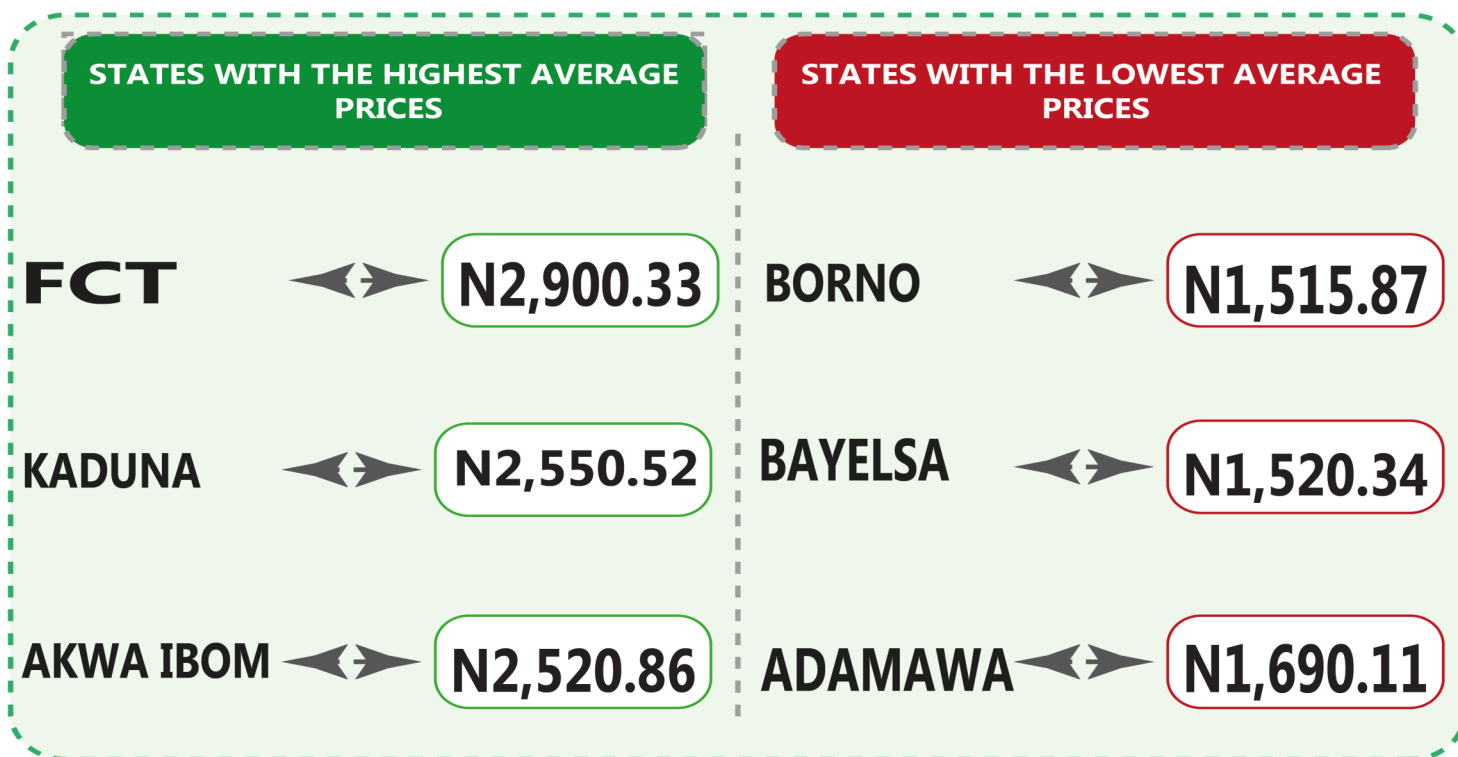
The average retail price per gallon of Household Kerosene paid by consumers in November 2024 was N6,970.99 indicating an increase of 0.31% from N6,949.75 in October 2024. On a year-on-year basis, this increased by 52.09% from N4,583.44 in November 2023.

On state profile analysis, Katsina recorded the highest average retail price per gallon of Household Kerosene with N8,920.00, followed by Jigawa with N8,510.00 and Kebbi with N8,310.50. On the other hand, Adamawa recorded the lowest price with N5,320.83, followed by Nassarawa and Niger with N5,340.67 and N5,393.00 respectively.

Analysis by zone showed that the North-West recorded the highest average retail price per gallon of Household Kerosene with N8,084.05, followed by the South-East with N7,780.21, while the North-Central recorded the lowest with N6,202.57.

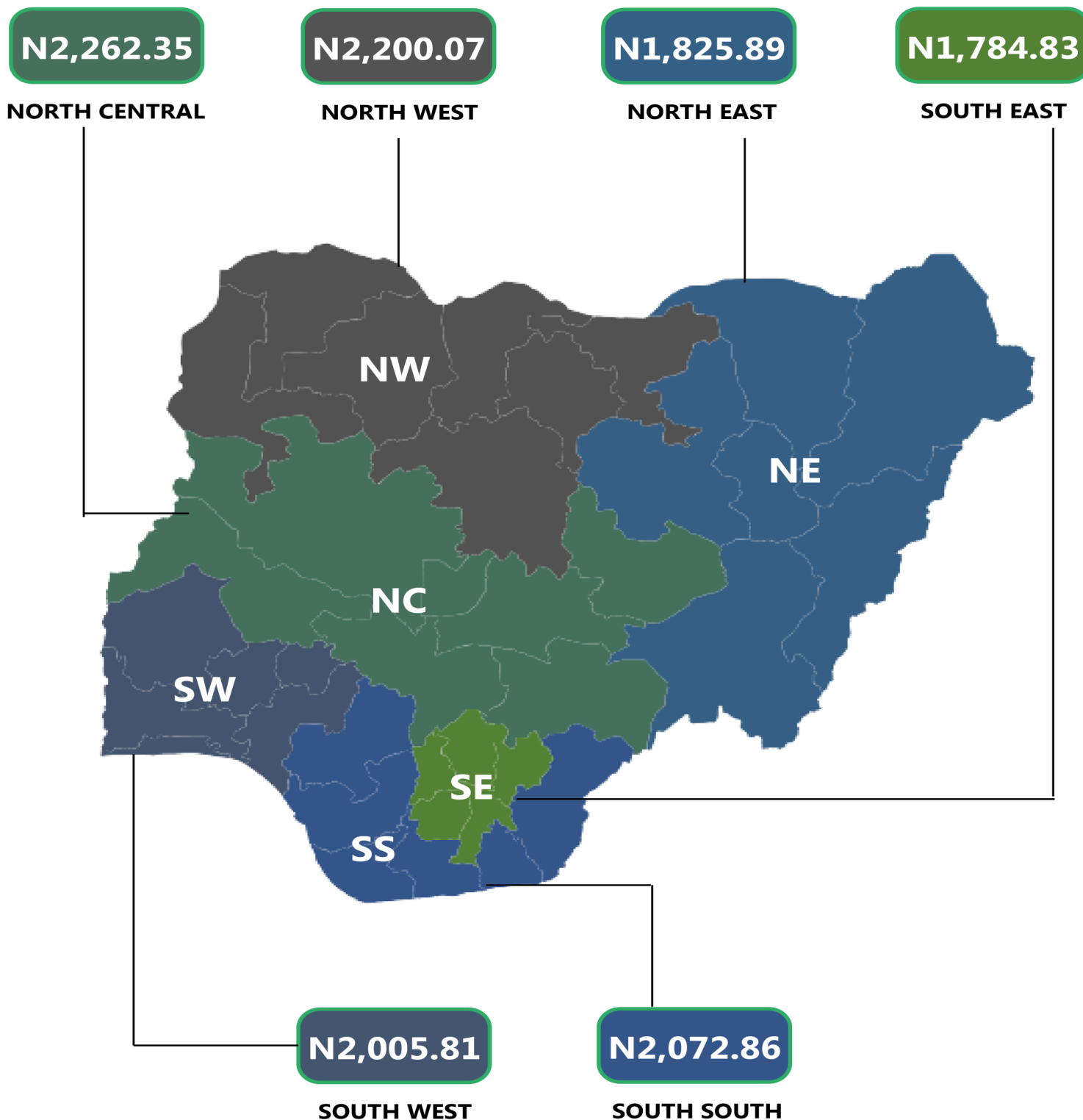
NATIONAL HOUSEHOLD KEROSENE PRICE WATCH -NOVEMBER 2024

Average Kerosene Prices per litre Across States



NATIONAL HOUSEHOLD KEROSENE PRICE WATCH - NOVEMBER 2024


Average Kerosene Prices per litre Across Zones



NATIONAL HOUSEHOLD KEROSENE PRICE WATCH

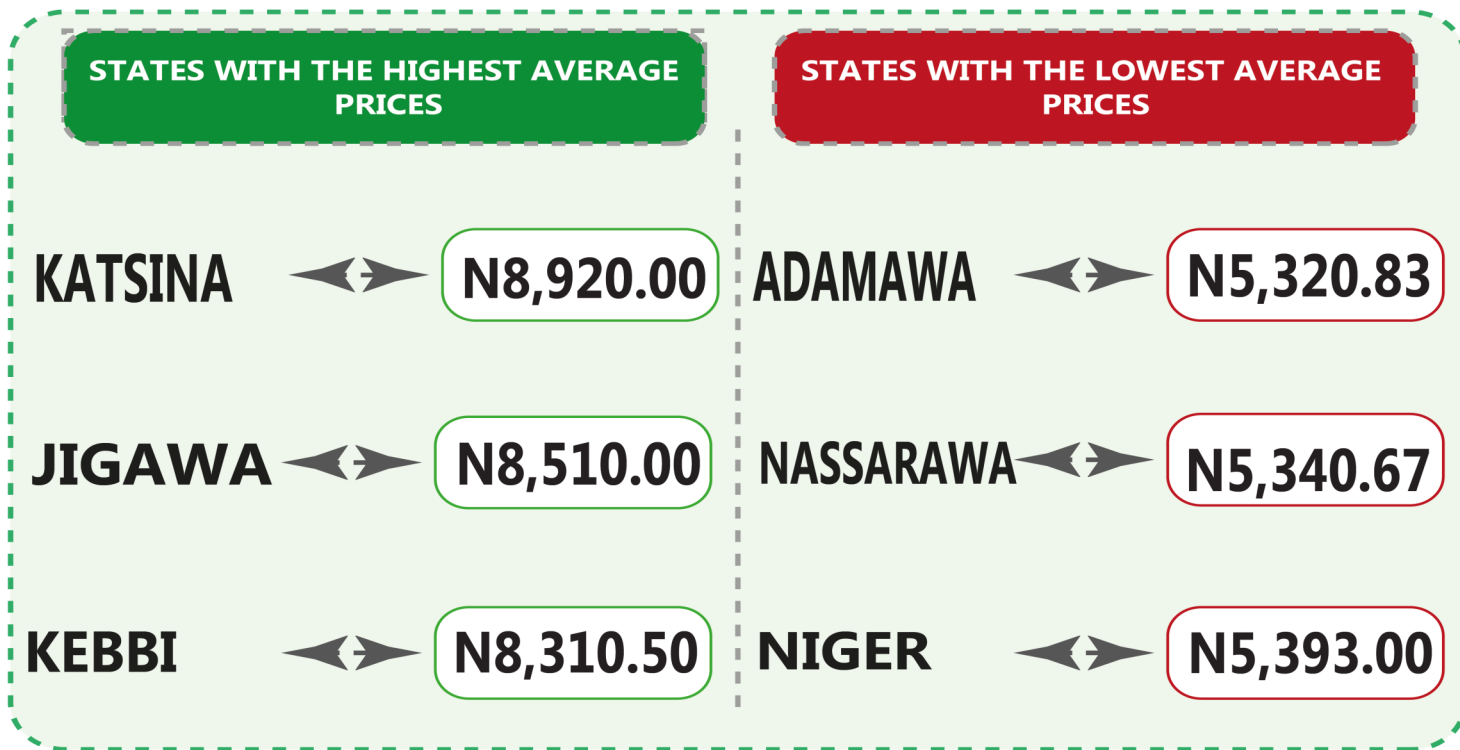
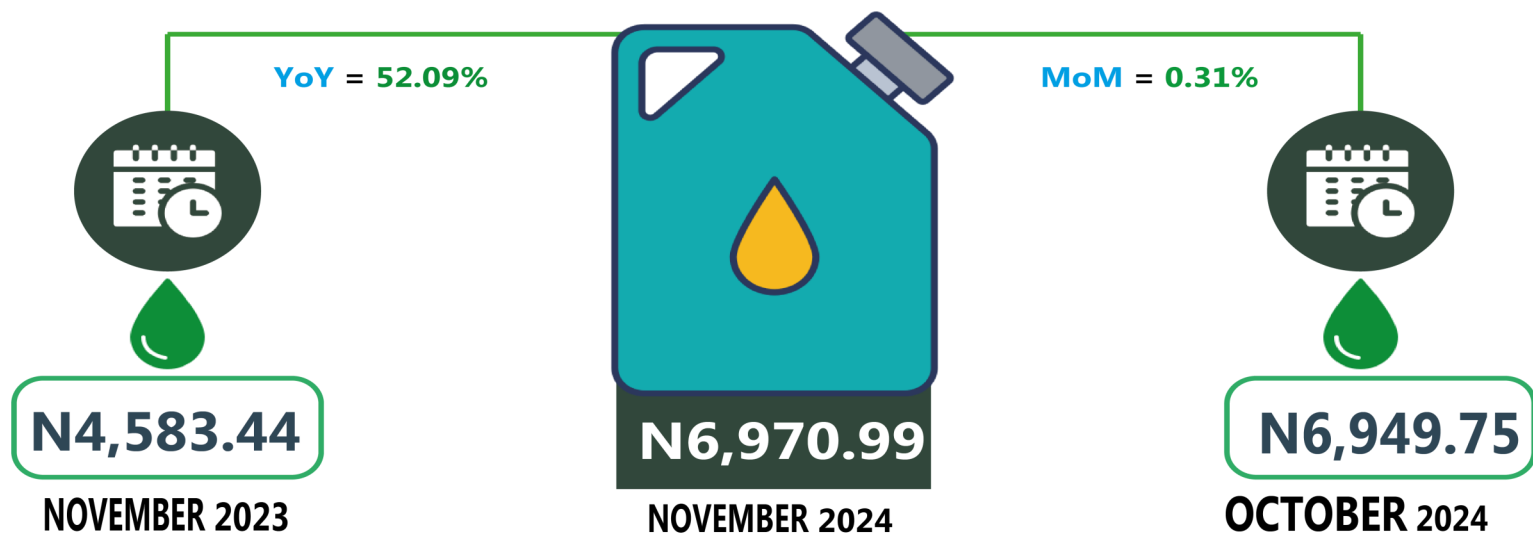
-NOVEMBER 2024

12 Month Average Prices per litre



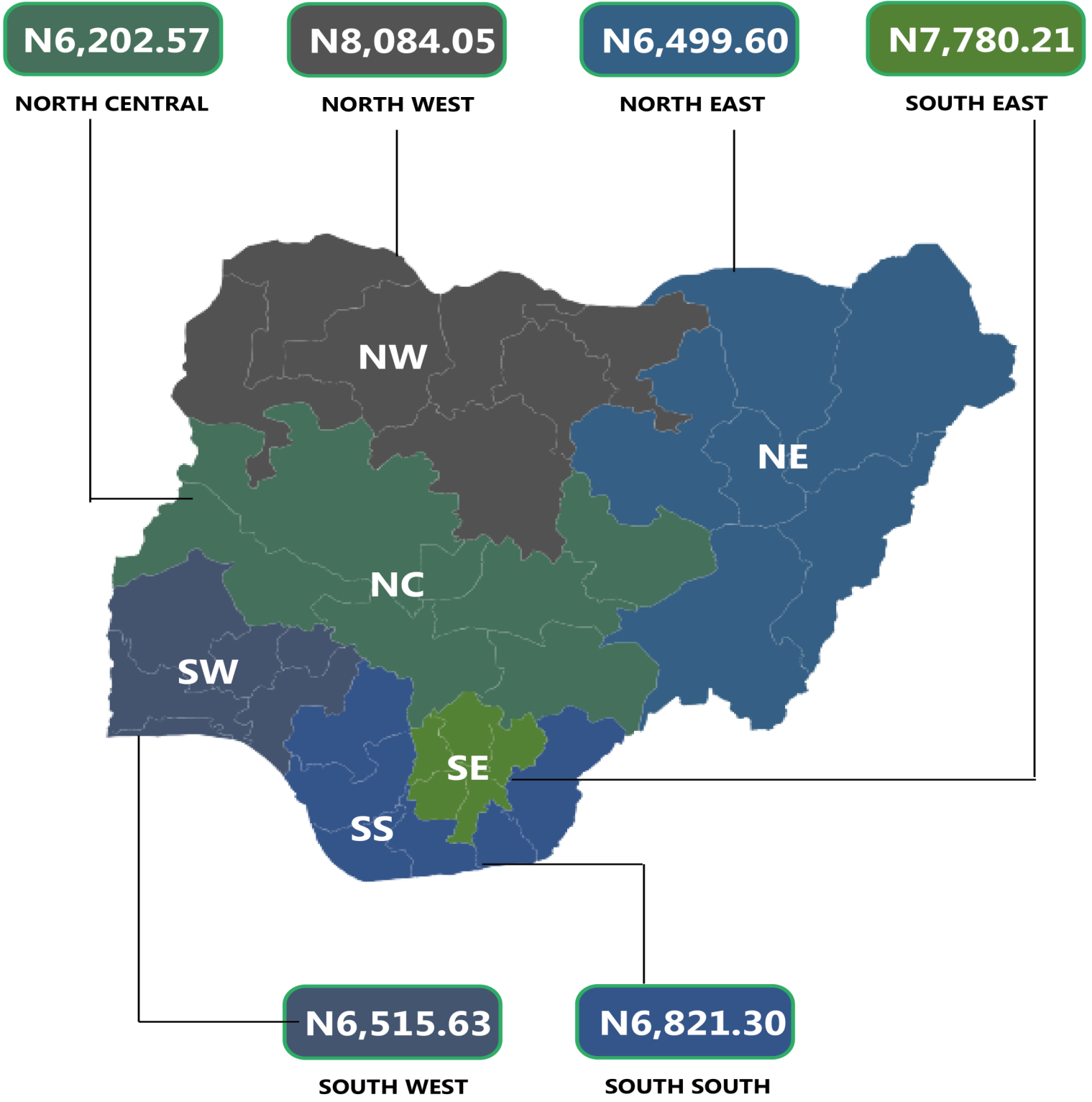
NATIONAL HOUSEHOLD KEROSENE PRICE WATCH - NOVEMBER 2024

Average Kerosene Prices per gallon Across States



NATIONAL HOUSEHOLD KEROSENE PRICE WATCH - NOVEMBER 2024


Average Kerosene Prices per gallon Across Zones



NATIONAL HOUSEHOLD KEROSENE PRICE WATCH

- NOVEMBER 2024

12 Month Average Prices per gallon



APPENDIX

LITRE						
	Average of Nov-23	Average of Oct-24	Average of Nov-24	MoM	YoY	
NORTH CENTRAL	1234.95	2242.67	2262.35		0.88	83.19
Abuja	1512.50	2875.00	2900.33		0.88	91.76
Benue	1466.67	2350.96	2360.04		0.39	60.91
Kogi	1216.67	2100.00	2110.57		0.50	73.47
Kwara	937.50	2220.88	2224.33		0.16	137.26
Nasarawa	1140.48	1900.58	1970.19		3.66	72.75
Niger	1166.67	2050.99	2055.41		0.22	76.18
Plateau	1204.17	2200.32	2215.61		0.70	84.00
NORTH EAST	1367.81	1798.39	1825.89		1.53	33.49
Adamawa	1588.10	1679.19	1690.11		0.65	6.42
Bauchi	1366.67	1700.53	1730.83		1.78	26.65
Borno	1375.00	1500.30	1515.87		1.04	10.24
Gombe	1260.42	2160.00	2180.50		0.95	73.00
Taraba	1266.67	1850.33	1890.70		2.18	49.27
Yobe	1350.00	1900.00	1947.33		2.49	44.25
NORTH WEST	1226.75	2168.28	2200.07		1.47	79.34
Jigawa	1150.00	2100.00	2130.33		1.44	85.25
Kaduna	1380.30	2500.79	2550.52		1.99	84.78
Kano	1166.67	2120.66	2137.11		0.78	83.18
Katsina	1290.30	2000.50	2050.22		2.49	58.89
Kebbi	1183.33	2000.34	2057.67		2.87	73.89
Sokoto	1291.67	2380.67	2393.67		0.55	85.32
Zamfara	1125.00	2075.00	2081.00		0.29	84.98
SOUTH EAST	1384.49	1772.94	1784.83		0.67	28.92
Abia	1455.21	1732.22	1750.62		1.06	20.30
Anambra	1363.54	1739.64	1742.82		0.18	27.82
Ebonyi	1447.22	1880.00	1900.20		1.07	31.30
Enugu	1134.52	1732.58	1739.97		0.43	53.37
Imo	1521.97	1780.27	1790.53		0.58	17.65
SOUTH SOUTH	1281.90	2036.90	2072.86		1.77	61.70
Akwa Ibom	1395.00	2518.89	2520.86		0.08	80.71
Bayelsa	1314.81	1500.67	1520.34		1.31	15.63
Cross River	1368.52	2300.67	2400.71		4.35	75.42
Delta	1316.67	1900.85	1935.00		1.80	46.96
Edo	1154.76	2100.00	2120.50		0.98	83.63
Rivers	1141.67	1900.33	1939.73		2.07	69.90
SOUTH WEST	1261.65	1982.13	2005.81		1.19	58.98
Ekiti	1333.33	1700.51	1722.83		1.31	29.21
Lagos	1379.49	2080.76	2087.69		0.33	51.34
Ogun	1352.56	2000.00	2045.00		2.25	51.19
Ondo	1225.00	1890.90	1900.62		0.51	55.15
Osun	1100.00	2100.50	2128.47		1.33	93.50
Oyo	1179.49	2120.10	2150.22		1.42	82.30
Average	1287.10	2017.46	2042.93		1.26	58.72

GALLON						
	Average of Nov-23	Average of Oct-24	Average of Nov-24	MoM	YoY	
NORTH CENTRAL	4588.10	6176.20	6202.57		0.43	35.19
Abuja	4500.00	6600.75	6630.02		0.44	47.33
Benue	5016.67	6500.58	6600.50		1.54	31.57
Kogi	4625.00	6403.75	6410.17		0.10	38.60
Kwara	4500.00	6500.50	6512.21		0.18	44.72
Nasarawa	4175.00	5325.41	5340.67		0.29	27.92
Niger	4950.00	5381.88	5393.00		0.21	8.95
Plateau	4350.00	6520.56	6531.40		0.17	50.15
NORTH EAST	4947.22	6469.32	6499.60		0.47	31.38
Adamawa	4900.00	5300.44	5320.83		0.38	8.59
Bauchi	5000.00	5500.00	5600.00		1.82	12.00
Borno	5000.00	7450.33	7471.00		0.28	49.42
Gombe	4900.00	7900.13	7910.07		0.13	61.43
Taraba	4950.00	6815.00	6820.04		0.07	37.78
Yobe	4933.33	5850.00	5875.68		0.44	19.10
NORTH WEST	4650.48	8070.54	8084.05		0.17	73.83
Jigawa	3950.00	8500.00	8510.00		0.12	115.44
Kaduna	4608.33	7942.86	7950.54		0.10	72.53
Kano	5420.00	8000.00	8019.77		0.25	47.97
Katsina	4750.00	8900.50	8920.00		0.22	87.79
Kebbi	4900.00	8300.00	8310.50		0.13	69.60
Sokoto	4500.00	7720.42	7727.55		0.09	71.72
Zamfara	4425.00	7130.00	7150.00		0.28	61.58
SOUTH EAST	4598.16	7760.01	7780.21		0.26	69.20
Abia	4426.47	7700.43	7716.65		0.21	74.33
Anambra	4737.50	7468.00	7479.09		0.15	57.87
Ebonyi	4424.38	7830.46	7870.83		0.52	77.90
Enugu	4698.61	7800.25	7811.00		0.14	66.24
Imo	4703.85	8000.91	8023.50		0.28	70.57
SOUTH SOUTH	4023.02	6803.76	6821.30		0.26	69.56
Akwa Ibom	4495.00	7350.25	7370.94		0.28	63.98
Bayelsa	3950.00	6850.00	6870.07		0.29	73.93
Cross River	4228.13	6142.00	6150.65		0.14	45.47
Delta	3056.67	7300.33	7317.02		0.23	139.38
Edo	4883.33	6950.00	6980.94		0.45	42.95
Rivers	3525.00	6230.00	6238.18		0.13	76.97
SOUTH WEST	4684.17	6495.82	6515.63		0.31	39.10
Ekiti	5206.67	5900.63	5910.09		0.16	13.51
Lagos	5123.33	5700.82	5735.48		0.61	11.95
Ogun	4095.00	8220.00	8230.22		0.12	100.98
Ondo	5001.54	6332.26	6340.00		0.12	26.76
Osun	4550.00	6700.45	6728.00		0.41	47.87
Oyo	4128.46	6120.75	6150.00		0.48	48.97
Average	4583.44	6949.75	6970.99		0.31	52.09

CONTACT



National Bureau of Statistics

Head Office

No 1, Wole Olanipekun Street,
Formerly, Plot 762 Independence
Avenue
Off Constitution Avenue,
CBD, Abuja, F. C. T.

Mr. Ichedi S.J

Information Desk

Head, Communication & Public
Relations Department (C&PRD)
Phone: +2348037051701
sjchedi@nigerianstat.gov.ng

Moses Mathew

Statistical Information Officer

Phone: +2347069071157
matmoses@nigerianstat.gov.ng

Dr A.A. Ayo

Head Prices Division

Phone: +2348036082904
anthonyayo@nigerianstat.gov.ng



@nbs_nigeria



NBSNigeria



Nbs_nigeria

