



NATIONAL BUREAU OF STATISTICS

National Household Kerosene Price Watch

(DECEMBER 2024)

Report Date: January 2025

Data Source: National Bureau of Statistics (NBS)

CONTENT

| | |
|---|-----------|
| Methodology | 3 |
| Executive Summary | 4 |
| Average Kerosene Prices per liter across States | 5 |
| Average Kerosene Prices per liter across Zones | 6 |
| 12 Months Average Prices per liter | 7 |
| Average Kerosene Prices per gallon across States | 8 |
| Average Kerosene Prices per gallon across Zones | 9 |
| 12 Months Average Prices per gallon | 10 |
| Appendix | 11 |
| Contact | 13 |

METHODOLOGY

Fieldwork is done solely by over 700 NBS Staff in all the States of the federation, supported by supervisors whom internal and external observers monitor.

Fuel Prices are collected across all the 774 local governments across all States and the FCT from over 10,000 respondents and outlets and the estimates reflect the weights derived from estimates of household expenditures on fuel and the actual prices of liters or gallon bought by the households.

The average prices are reported for each state and the country. The NBS audit team subsequently conducts randomly selected verification of prices recorded.

EXECUTIVE SUMMARY

The average retail price per litre of Household Kerosene (HHK) paid by consumers in December 2024 was N2,056.38, showing an increase of 0.66% compared to N2,042.93 recorded in November 2024. On a year-on-year basis, the average retail price per litre of the product rose by 50.95% from N1,362.27 in December 2023.

On state profile analysis, the highest average price per litre in December 2024 was recorded in Abuja with N2,950.00, followed by Akwa-Ibom with N2,538.26 and Kaduna with N2,510.63. On the other hand, the lowest price was recorded in Borno with N1,520.41, followed by Bayelsa with N1,537.22 and Adamawa with N1,696.54.

In addition, analysis by zone showed that the North Central recorded the highest average retail price per litre of Household Kerosene with N2,278.76, followed by the North-West with N2,203.20, while the South-East recorded the lowest with N1,795.09.

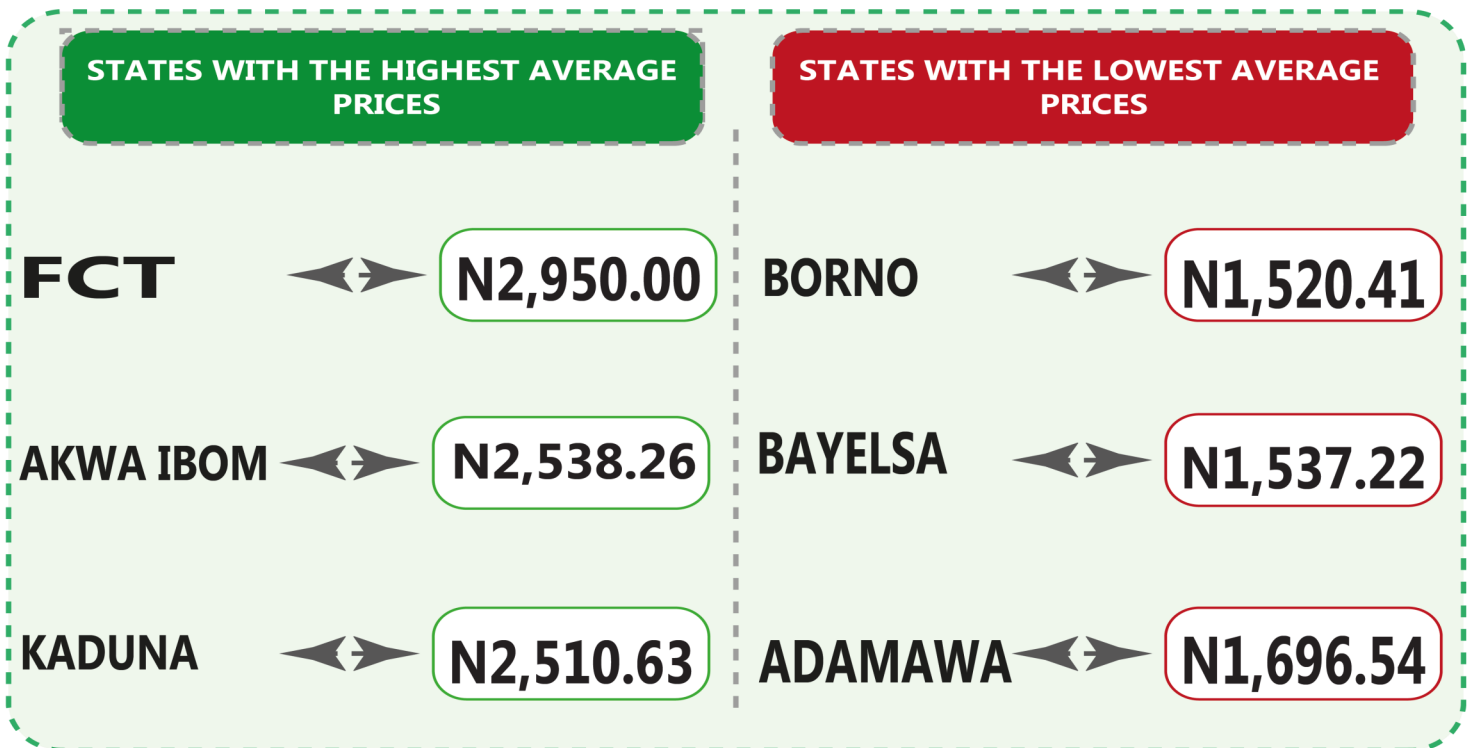
The average retail price per gallon of Household Kerosene paid by consumers in December 2024 was N6,995.50 indicating an increase of 0.35% from N6,970.99 in November 2024. On a year-on-year basis, this increased by 54.43% from N4,529.92 in December 2023.

On state profile analysis, Katsina recorded the highest average retail price per gallon of Household Kerosene with N8,948.00, followed by Jigawa with N8,530.00 and Kebbi with N8,340.00. On the other hand, Adamawa recorded the lowest price with N5,330.80, followed by Nassarawa and Niger with N5,355.00 and N5,400.92 respectively.

Analysis by zone showed that the North-West recorded the highest average retail price per gallon of Household Kerosene with N8,112.09, followed by the South-East with N7,794.08, while the North-Central recorded the lowest with N6,227.84.

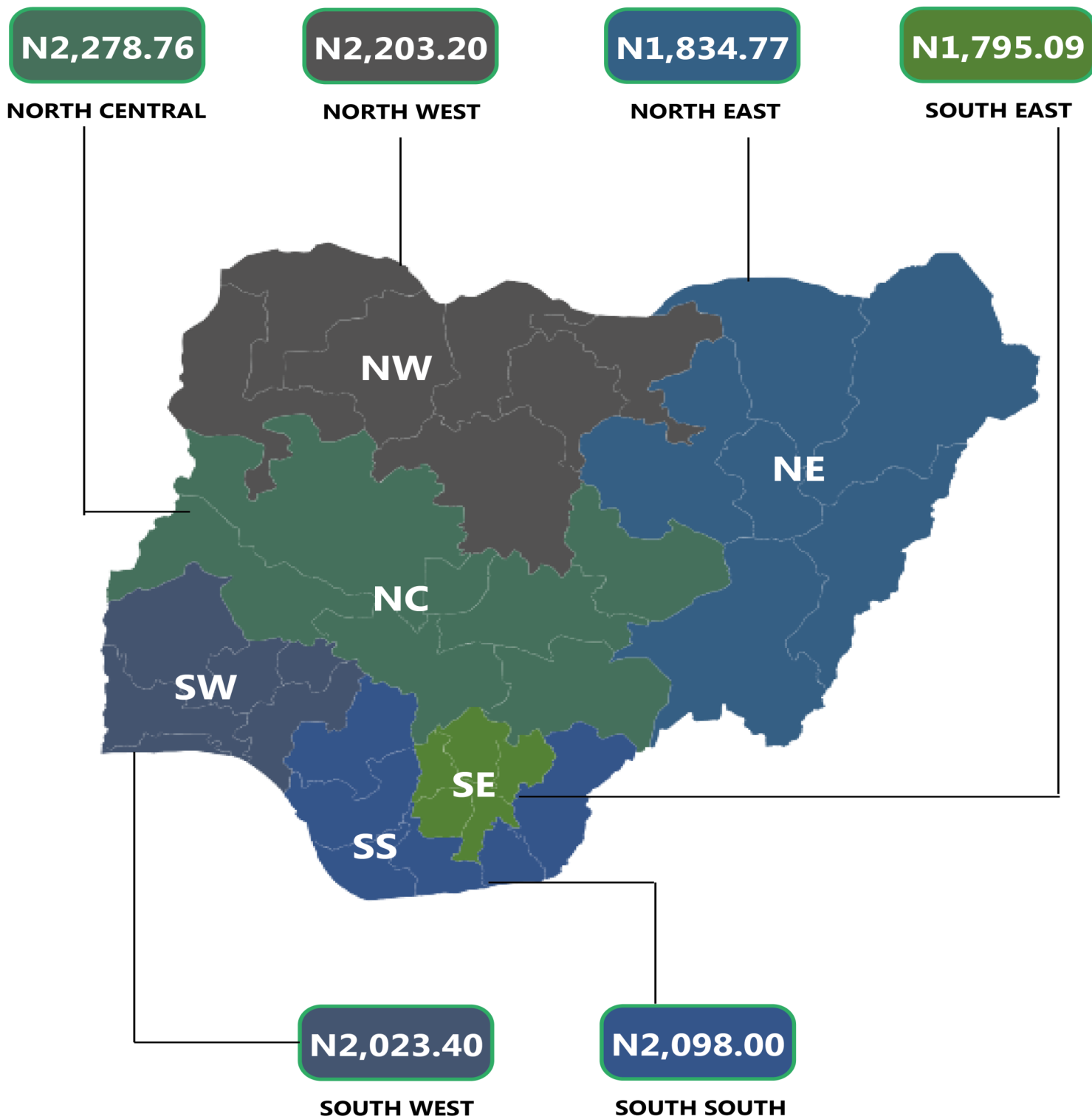
NATIONAL HOUSEHOLD KEROSENE PRICE WATCH -DECEMBER 2024

Average Kerosene Prices per litre Across States




NATIONAL HOUSEHOLD KEROSENE PRICE WATCH - DECEMBER 2024

Average Kerosene Prices per litre Across Zones



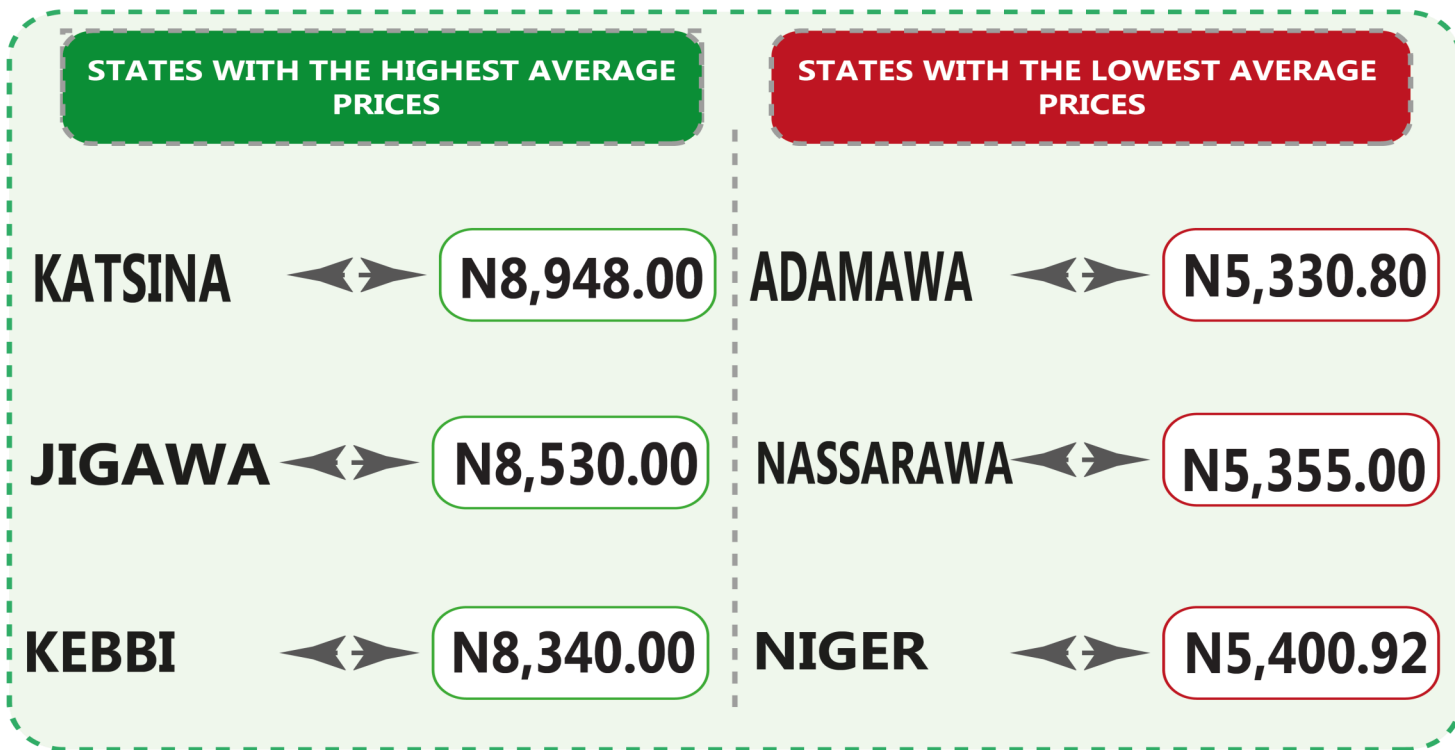

NATIONAL HOUSEHOLD KEROSENE PRICE WATCH -DECEMBER 2024

12 Month Average Prices per litre



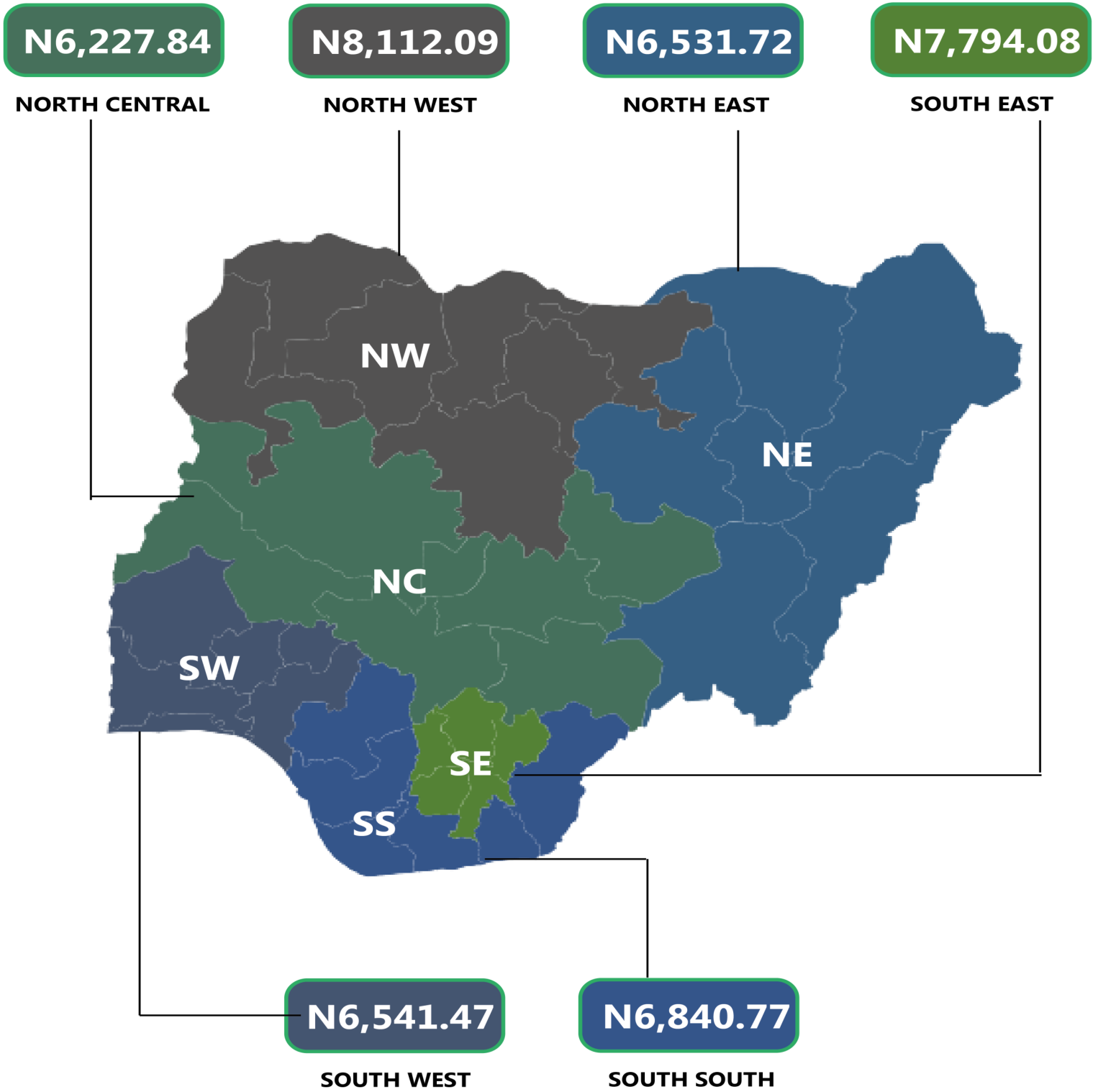
NATIONAL HOUSEHOLD KEROSENE PRICE WATCH - DECEMBER 2024

Average Kerosene Prices per gallon Across States



NATIONAL HOUSEHOLD KEROSENE PRICE WATCH - DECEMBER 2024


Average Kerosene Prices per gallon Across Zones



NATIONAL HOUSEHOLD KEROSENE PRICE WATCH

- DECEMBER 2024

12 Month Average Prices per gallon



APPENDIX

| LITRE | | | | | | |
|----------------------|-------------------|-------------------|-------------------|-----|-------------|--------------|
| | Average of Dec-23 | Average of Nov-24 | Average of Dec-24 | MoM | YoY | |
| NORTH CENTRAL | 1370.91 | 2262.35 | 2278.76 | | 0.73 | 66.22 |
| Abuja | 1650.00 | 2900.33 | 2950.00 | | 1.71 | 78.79 |
| Benue | 1594.44 | 2360.04 | 2370.00 | | 0.42 | 48.64 |
| Kogi | 1350.00 | 2110.57 | 2120.67 | | 0.48 | 57.09 |
| Kwara | 917.14 | 2224.33 | 2235.67 | | 0.51 | 143.76 |
| Nasarawa | 1071.43 | 1970.19 | 1980.81 | | 0.54 | 84.88 |
| Niger | 1433.33 | 2055.41 | 2070.85 | | 0.75 | 44.48 |
| Plateau | 1580.00 | 2215.61 | 2223.33 | | 0.35 | 40.72 |
| NORTH EAST | 1352.70 | 1825.89 | 1834.77 | | 0.49 | 35.64 |
| Adamawa | 1406.25 | 1690.11 | 1696.54 | | 0.38 | 20.64 |
| Bauchi | 1380.95 | 1730.83 | 1740.14 | | 0.54 | 26.01 |
| Borno | 1410.26 | 1515.87 | 1520.41 | | 0.30 | 7.81 |
| Gombe | 1333.33 | 2180.50 | 2190.76 | | 0.47 | 64.31 |
| Taraba | 1200.00 | 1890.70 | 1900.32 | | 0.51 | 58.36 |
| Yobe | 1385.42 | 1947.33 | 1960.44 | | 0.67 | 41.51 |
| NORTH WEST | 1420.48 | 2200.07 | 2203.20 | | 0.14 | 55.10 |
| Jigawa | 1490.83 | 2130.33 | 2145.00 | | 0.69 | 43.88 |
| Kaduna | 1566.67 | 2550.52 | 2510.63 | | -1.56 | 60.25 |
| Kano | 1463.89 | 2137.11 | 2142.67 | | 0.26 | 46.37 |
| Katsina | 1333.33 | 2050.22 | 2061.00 | | 0.53 | 54.58 |
| Kebbi | 1416.67 | 2057.67 | 2063.00 | | 0.26 | 45.62 |
| Sokoto | 1372.00 | 2393.67 | 2400.09 | | 0.27 | 74.93 |
| Zamfara | 1300.00 | 2081.00 | 2100.00 | | 0.91 | 61.54 |
| SOUTH EAST | 1264.49 | 1784.83 | 1795.09 | | 0.57 | 41.96 |
| Abia | 1355.21 | 1750.62 | 1768.54 | | 1.02 | 30.50 |
| Anambra | 1163.54 | 1742.82 | 1750.11 | | 0.42 | 50.41 |
| Ebonyi | 1347.22 | 1900.20 | 1912.33 | | 0.64 | 41.95 |
| Enugu | 1134.52 | 1739.97 | 1744.40 | | 0.25 | 53.76 |
| Imo | 1321.97 | 1790.53 | 1800.05 | | 0.53 | 36.16 |
| SOUTH SOUTH | 1282.41 | 2072.86 | 2098.00 | | 1.21 | 63.60 |
| Akwa Ibom | 1406.25 | 2520.86 | 2538.26 | | 0.69 | 80.50 |
| Bayelsa | 1127.78 | 1520.34 | 1537.22 | | 1.11 | 36.30 |
| Cross River | 1475.93 | 2400.71 | 2430.69 | | 1.25 | 64.69 |
| Delta | 1281.48 | 1935.00 | 1950.25 | | 0.79 | 52.19 |
| Edo | 1433.33 | 2120.50 | 2180.72 | | 2.84 | 52.14 |
| Rivers | 969.70 | 1939.73 | 1950.85 | | 0.57 | 101.18 |
| SOUTH WEST | 1455.21 | 2005.81 | 2023.40 | | 0.88 | 39.05 |
| Ekiti | 1561.11 | 1722.83 | 1737.68 | | 0.86 | 11.31 |
| Lagos | 1536.46 | 2087.69 | 2100.28 | | 0.60 | 36.70 |
| Ogun | 1609.52 | 2045.00 | 2075.78 | | 1.51 | 28.97 |
| Ondo | 1284.72 | 1900.62 | 1920.94 | | 1.07 | 49.52 |
| Osun | 1375.00 | 2128.47 | 2140.69 | | 0.57 | 55.69 |
| Oyo | 1364.44 | 2150.22 | 2165.06 | | 0.69 | 58.68 |
| Average | 1362.27 | 2042.93 | 2056.38 | | 0.66 | 50.95 |

| GALLON | | | | | | |
|----------------------|-------------------|-------------------|-------------------|-----|-------------|--------------|
| | Average of Dec-23 | Average of Nov-24 | Average of Dec-24 | MoM | YoY | |
| NORTH CENTRAL | 4311.74 | 6202.57 | 6227.84 | | 0.41 | 44.44 |
| Abuja | 4500.00 | 6630.02 | 6650.00 | | 0.30 | 47.78 |
| Benue | 3833.33 | 6600.50 | 6700.43 | | 1.51 | 74.79 |
| Kogi | 4475.00 | 6410.17 | 6420.00 | | 0.15 | 43.46 |
| Kwara | 4442.00 | 6512.21 | 6528.00 | | 0.24 | 46.96 |
| Nasarawa | 4053.33 | 5340.67 | 5355.00 | | 0.27 | 32.11 |
| Niger | 4962.50 | 5393.00 | 5400.92 | | 0.15 | 8.83 |
| Plateau | 3916.00 | 6531.40 | 6540.50 | | 0.14 | 67.02 |
| NORTH EAST | 5077.08 | 6499.60 | 6531.72 | | 0.49 | 28.65 |
| Adamawa | 5112.50 | 5320.83 | 5330.80 | | 0.19 | 4.27 |
| Bauchi | 5600.00 | 5600.00 | 5635.33 | | 0.63 | 0.63 |
| Borno | 5200.00 | 7471.00 | 7482.87 | | 0.16 | 43.90 |
| Gombe | 4500.00 | 7910.07 | 7950.62 | | 0.51 | 76.68 |
| Taraba | 5000.00 | 6820.04 | 6900.00 | | 1.17 | 38.00 |
| Yobe | 5050.00 | 5875.68 | 5890.68 | | 0.26 | 16.65 |
| NORTH WEST | 4237.31 | 8084.05 | 8112.09 | | 0.35 | 91.44 |
| Jigawa | 4225.00 | 8510.00 | 8530.00 | | 0.24 | 101.89 |
| Kaduna | 3560.00 | 7950.54 | 8000.00 | | 0.62 | 124.72 |
| Kano | 4342.86 | 8019.77 | 8030.67 | | 0.14 | 84.92 |
| Katsina | 5000.00 | 8920.00 | 8948.00 | | 0.31 | 78.96 |
| Kebbi | 4300.00 | 8310.50 | 8340.00 | | 0.35 | 93.95 |
| Sokoto | 4666.67 | 7727.55 | 7735.93 | | 0.11 | 65.77 |
| Zamfara | 3566.67 | 7150.00 | 7200.00 | | 0.70 | 101.87 |
| SOUTH EAST | 4694.23 | 7780.21 | 7794.08 | | 0.18 | 66.04 |
| Abia | 4634.62 | 7716.65 | 7720.00 | | 0.04 | 66.57 |
| Anambra | 4783.33 | 7479.09 | 7492.22 | | 0.18 | 56.63 |
| Ebonyi | 4640.00 | 7870.83 | 7900.75 | | 0.38 | 70.27 |
| Enugu | 4709.38 | 7811.00 | 7827.19 | | 0.21 | 66.20 |
| Imo | 4703.85 | 8023.50 | 8030.23 | | 0.08 | 70.72 |
| SOUTH SOUTH | 3957.17 | 6821.30 | 6840.77 | | 0.29 | 72.87 |
| Akwa Ibom | 4108.33 | 7370.94 | 7380.61 | | 0.13 | 79.65 |
| Bayelsa | 3538.03 | 6870.07 | 6900.80 | | 0.45 | 95.05 |
| Cross River | 4719.13 | 6150.65 | 6200.65 | | 0.81 | 31.39 |
| Delta | 3234.29 | 7317.02 | 7320.59 | | 0.05 | 126.34 |
| Edo | 4257.14 | 6980.94 | 6992.00 | | 0.16 | 64.24 |
| Rivers | 3886.11 | 6238.18 | 6250.00 | | 0.19 | 60.83 |
| SOUTH WEST | 5014.48 | 6515.63 | 6541.47 | | 0.40 | 30.45 |
| Ekiti | 5234.38 | 5910.09 | 5935.06 | | 0.42 | 13.39 |
| Lagos | 5273.53 | 5735.48 | 5740.53 | | 0.09 | 8.86 |
| Ogun | 4793.75 | 8230.22 | 8270.00 | | 0.48 | 72.52 |
| Ondo | 4901.23 | 6340.00 | 6370.00 | | 0.47 | 29.97 |
| Osun | 5012.36 | 6728.00 | 6733.21 | | 0.08 | 34.33 |
| Oyo | 4871.67 | 6150.00 | 6200.00 | | 0.81 | 27.27 |
| Average | 4529.92 | 6970.99 | 6995.50 | | 0.35 | 54.43 |

CONTACT



National Bureau of Statistics

Head Office

No 1, Wole Olanipekun Street,
Formerly, Plot 762 Independence
Avenue
Off Constitution Avenue,
CBD, Abuja, F. C. T.

Mr. Ichedi S.J

Information Desk

Head, Communication & Public
Relations Department (C&PRD)
Phone: +2348037051701
sjchedi@nigerianstat.gov.ng

Moses Mathew

Statistical Information Officer

Phone: +2347069071157
matmoses@nigerianstat.gov.ng

Dr A.A. Ayo

Head Prices Division

Phone: +2348036082904
anthonyayo@nigerianstat.gov.ng



@nbs_nigeria



NBSNigeria



Nbs_nigeria

