



NATIONAL BUREAU OF STATISTICS

# National Household Kerosene Price Watch

---

(JANUARY 2025)

**Report Date: February 2025**

**Data Source: National Bureau of Statistics (NBS)**

# CONTENT

<b>Methodology</b>	<b>3</b>
<b>Executive Summary</b>	<b>4</b>
<b>Average Kerosene Prices per liter across States</b>	<b>5</b>
<b>Average Kerosene Prices per liter across Zones</b>	<b>6</b>
<b>12 Months Average Prices per liter</b>	<b>7</b>
<b>Average Kerosene Prices per gallon across States</b>	<b>8</b>
<b>Average Kerosene Prices per gallon across Zones</b>	<b>9</b>
<b>12 Months Average Prices per gallon</b>	<b>10</b>
<b>Appendix</b>	<b>11</b>
<b>Contact</b>	<b>13</b>

## METHODOLOGY

Fieldwork is done solely by over 700 NBS Staff in all the States of the federation, supported by supervisors whom internal and external observers monitor.

Fuel Prices are collected across all the 774 local governments across all States and the FCT from over 10,000 respondents and outlets and the estimates reflect the weights derived from estimates of household expenditures on fuel and the actual prices of liters or gallon bought by the households.

The average prices are reported for each state and the country. The NBS audit team subsequently conducts randomly selected verification of prices recorded.

## EXECUTIVE SUMMARY

The average retail price per litre of Household Kerosene (HHK) paid by consumers in January 2024 was N2,068.55, showing an increase of 0.59% compared to N2,056.38 recorded in December 2024. On a year-on-year basis, the average retail price per litre of the product rose by 55.59% from N1,329.53 in January 2024.

On state profile analysis, the highest average price per litre in January 2025 was recorded in Abuja with N2,844.67, followed by Kaduna with N2,550.00 and Sokoto with N2,450.09. On the other hand, the lowest price was recorded in Borno with N1,550.00, followed by Bayelsa with N1,600.00 and Bauchi with N1,700.00.

In addition, analysis by zone showed that the North West recorded the highest average retail price per litre of Household Kerosene with N2,218.58, followed by the North-Central with N2,177.76, while the South-South recorded the lowest with N1,944.83.

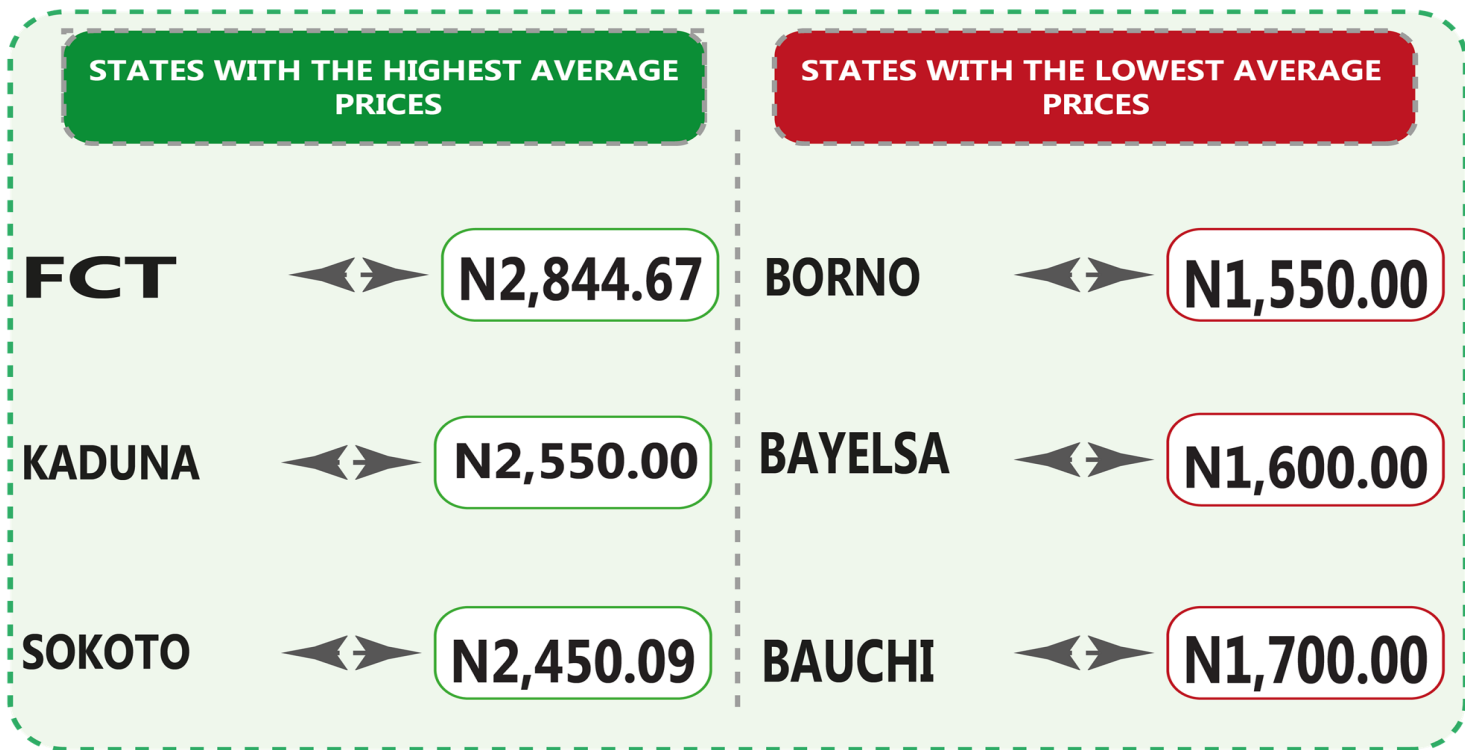
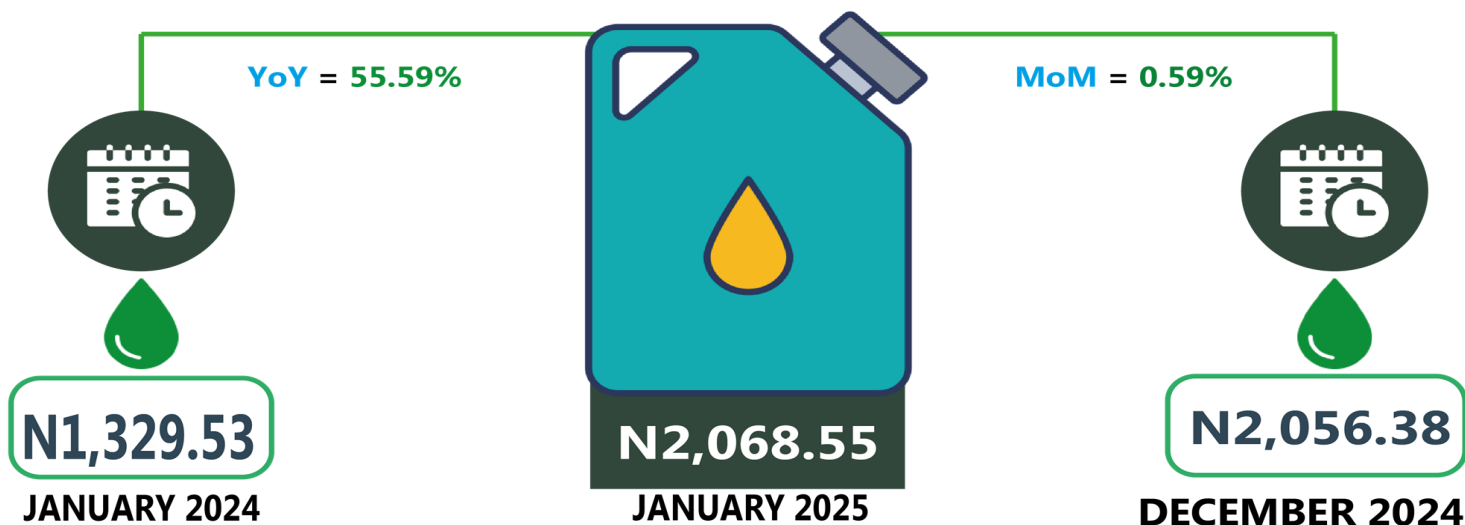
The average retail price per gallon of Household Kerosene paid by consumers in January 2025 was N7,680.60 indicating an increase of 9.79% from N6,995.50 in December 2024. On a year-on-year basis, this increased by 57.69% from N4,870.83 in January 2024.

On state profile analysis, Katsina recorded the highest average retail price per gallon of Household Kerosene with N8,940.00, followed by Niger with N8,668.91 and Jigawa with N8,562.50. On the other hand, Adamawa recorded the lowest price with N6,350.00, followed by Rivers and Yobe with N6,360.00 and N6,505.50 respectively.

Analysis by zone showed that the North-West recorded the highest average retail price per gallon of Household Kerosene with N8,197.20, followed by the South-East with N7,9.14, while the North-East recorded the lowest with N7,039.25.

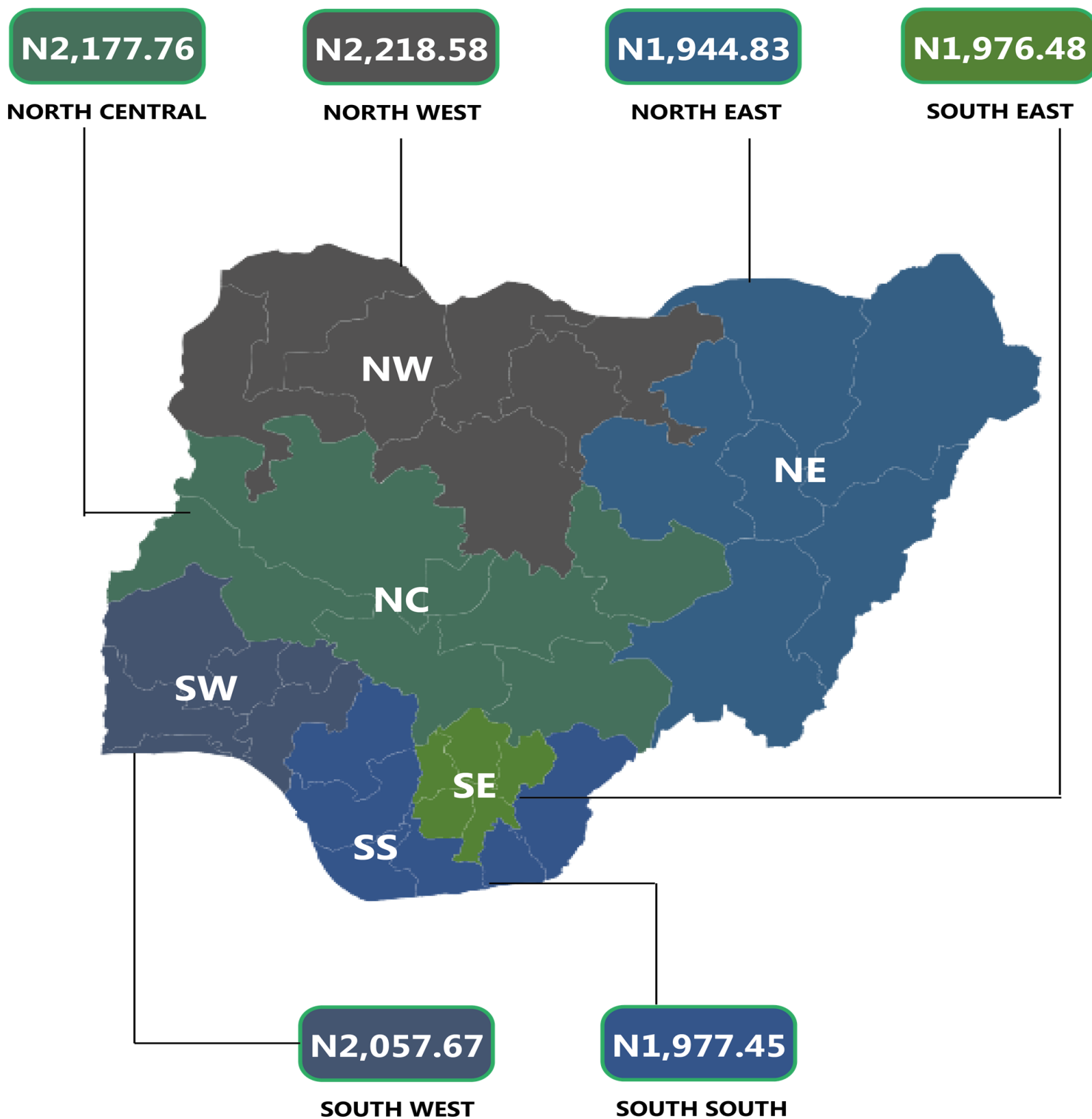
# NATIONAL HOUSEHOLD KEROSENE PRICE WATCH -JANUARY 2025

Average Kerosene Prices per litre Across States




# NATIONAL HOUSEHOLD KEROSENE PRICE WATCH - JANUARY 2025

Average Kerosene Prices per litre Across Zones



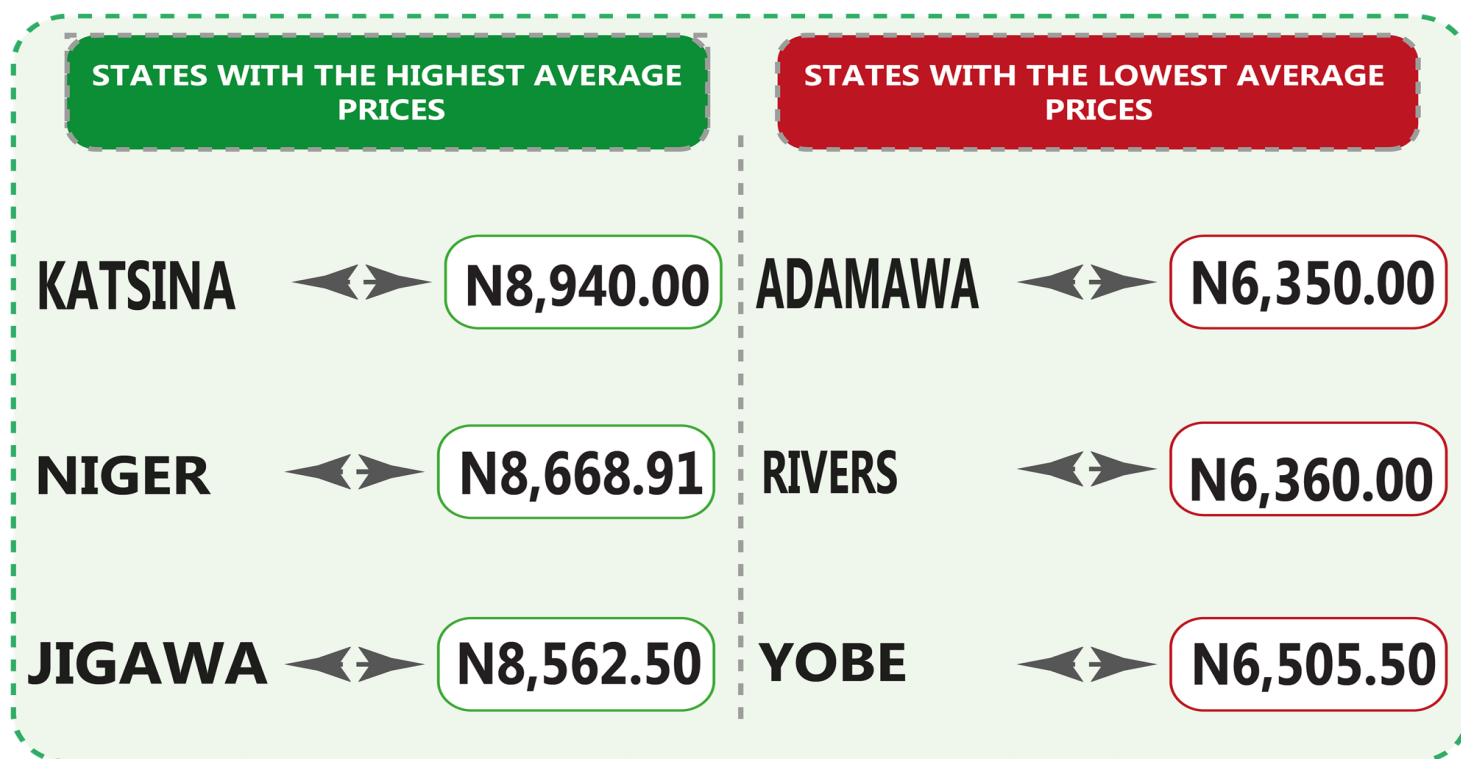

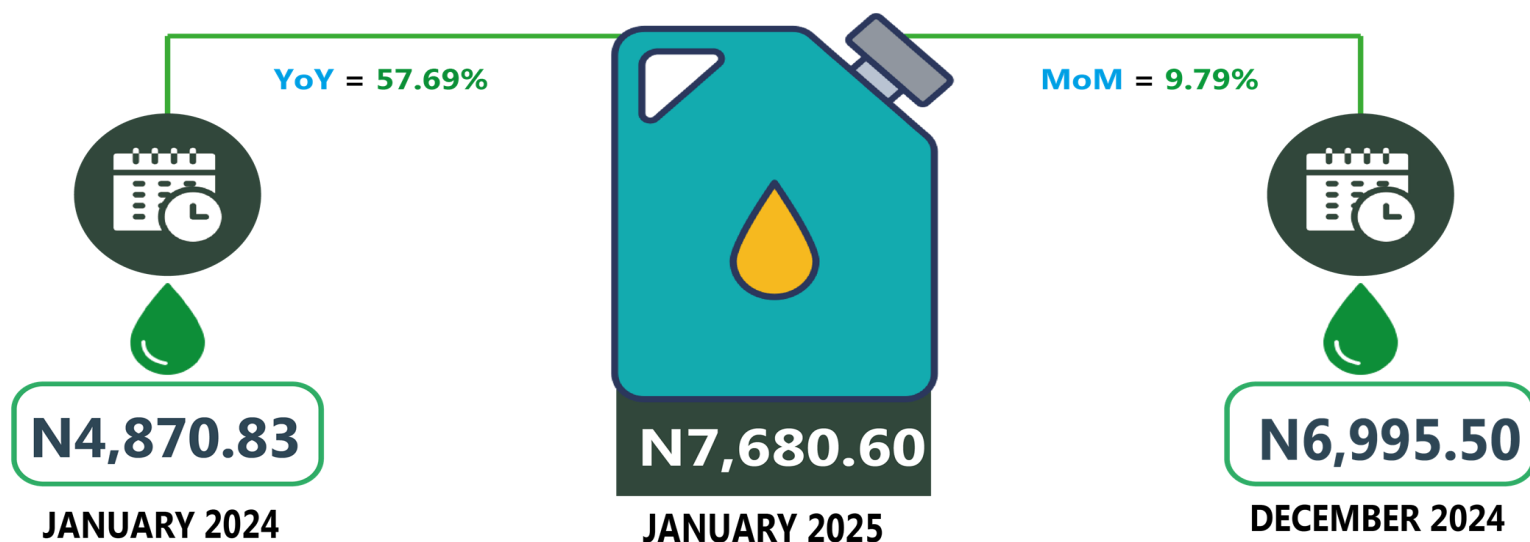
# NATIONAL HOUSEHOLD KEROSENE PRICE WATCH -JANUARY 2025

12 Month Average Prices per litre



# NATIONAL HOUSEHOLD KEROSENE PRICE WATCH - JANUARY 2025

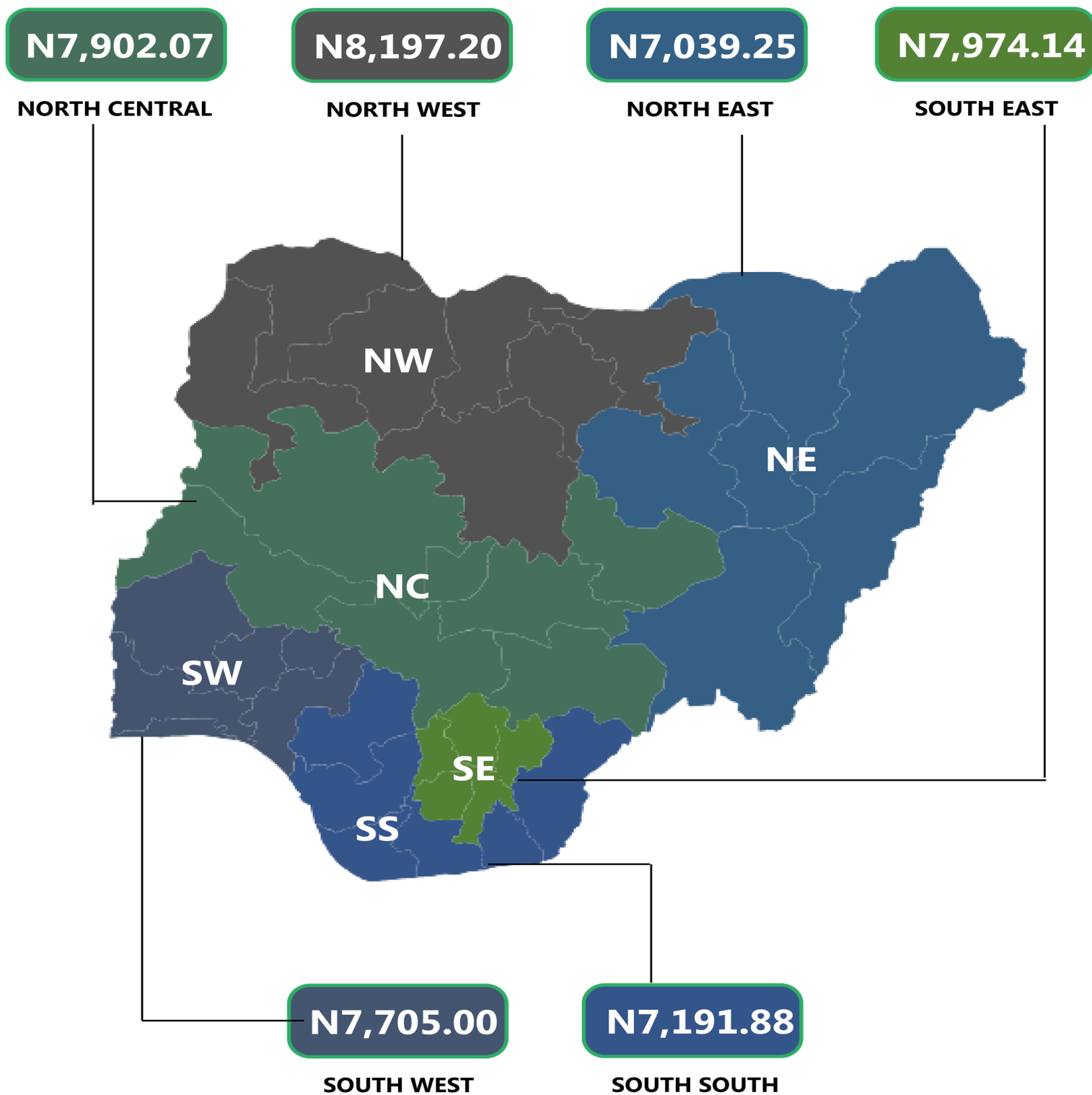
Average Kerosene Prices per gallon Across States





# NATIONAL HOUSEHOLD KEROSENE PRICE WATCH - JANUARY 2025

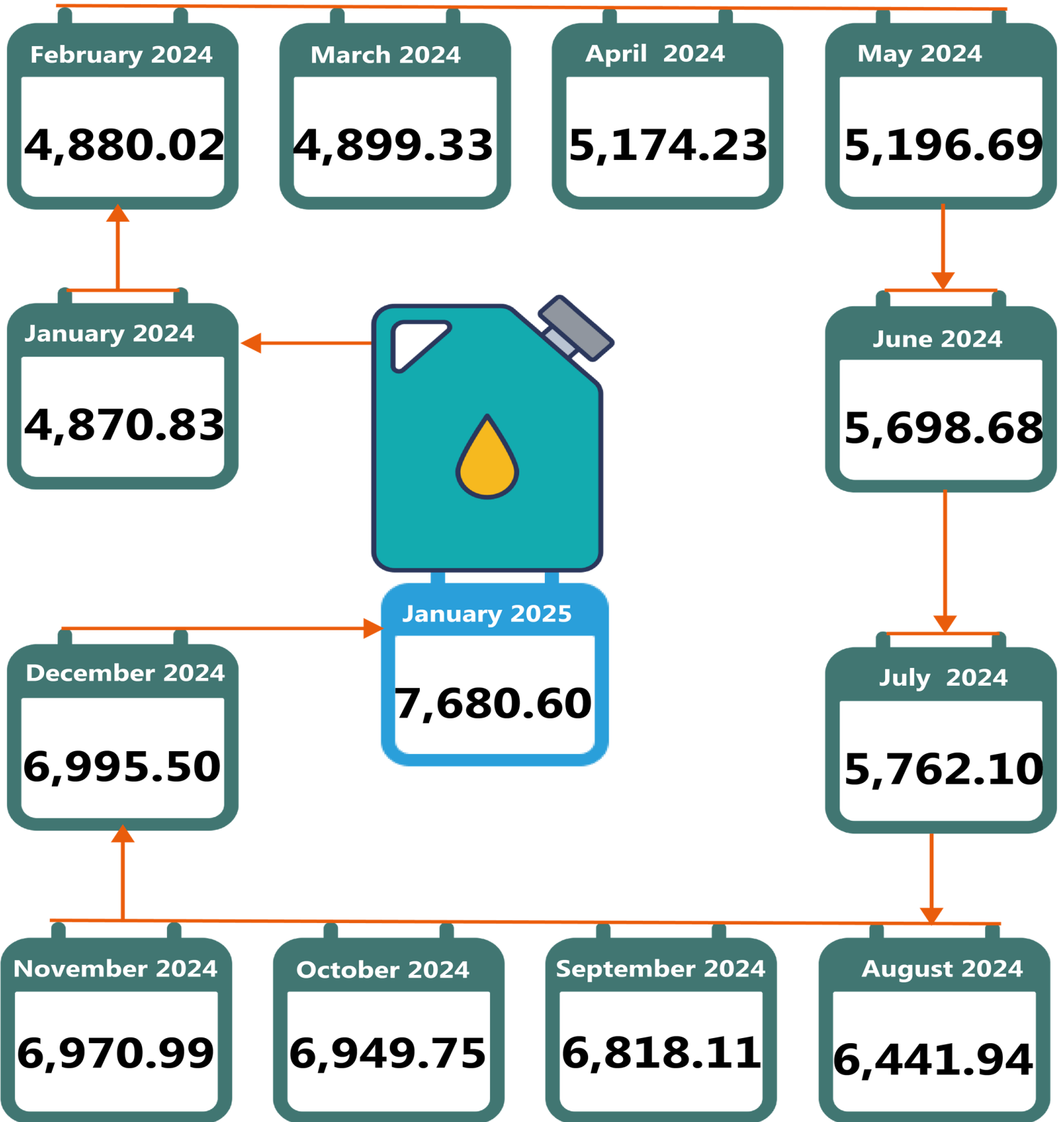
Average Kerosene Prices per gallon Across Zones



# NATIONAL HOUSEHOLD KEROSENE PRICE WATCH

- JANUARY 2025

12 Month Average Prices per gallon



## APPENDIX

LITRE						
	Average of Jan-24	Average of Dec-24	Average of Jan-25	MoM	YoY	
<b>NORTH CENTRAL</b>	<b>1479.10</b>	<b>2278.76</b>	<b>2177.76</b>		<b>-4.43</b>	<b>47.24</b>
Abuja	1666.67	2950.00	2844.67		-3.57	70.68
Benue	1766.67	2370.00	1970.00		-16.88	11.51
Kogi	1316.67	2120.67	2150.00		1.38	63.29
Kwara	1066.67	2235.67	2182.19		-2.39	104.58
Nasarawa	1166.67	1980.81	1884.34		-4.87	61.51
Niger	1703.70	2070.85	2026.42		-2.15	18.94
Plateau	1666.67	2223.33	2186.72		-1.65	31.20
<b>NORTH EAST</b>	<b>1381.94</b>	<b>1834.77</b>	<b>1944.83</b>		<b>6.00</b>	<b>40.73</b>
Adamawa	1416.67	1696.54	2300.00		35.57	62.35
Bauchi	1366.67	1740.14	1700.00		-2.31	24.39
Borno	1333.33	1520.41	1550.00		1.95	16.25
Gombe	1333.33	2190.76	2040.00		-6.88	53.00
Taraba	1466.67	1900.32	2100.00		10.51	43.18
Yobe	1375.00	1960.44	1979.00		0.95	43.93
<b>NORTH WEST</b>	<b>1274.06</b>	<b>2203.20</b>	<b>2218.58</b>		<b>0.70</b>	<b>74.13</b>
Jigawa	1120.83	2145.00	2125.00		-0.93	89.59
Kaduna	1833.33	2510.63	2550.00		1.57	39.09
Kano	1247.62	2142.67	2145.00		0.11	71.93
Katsina	1125.00	2061.00	2050.00		-0.53	82.22
Kebbi	1125.00	2063.00	2100.00		1.79	86.67
Sokoto	1083.33	2400.09	2450.09		2.08	126.16
Zamfara	1383.33	2100.00	2110.00		0.48	52.53
<b>SOUTH EAST</b>	<b>1245.10</b>	<b>1795.09</b>	<b>1976.48</b>		<b>10.10</b>	<b>58.74</b>
Abia	1237.50	1768.54	1780.00		0.65	43.84
Anambra	1233.33	1750.11	1765.00		0.85	43.11
Ebonyi	1250.00	1912.33	2160.00		12.95	72.80
Enugu	1214.17	1744.40	2047.38		17.37	68.62
Imo	1290.48	1800.05	2130.00		18.33	65.06
<b>SOUTH SOUTH</b>	<b>1225.83</b>	<b>2098.00</b>	<b>1977.45</b>		<b>-5.75</b>	<b>61.32</b>
Akwa Ibom	1366.67	2538.26	2100.00		-17.27	53.66
Bayelsa	969.70	1537.22	1600.00		4.08	65.00
Cross River	1507.58	2430.69	1954.17		-19.60	29.62
Delta	1261.67	1950.25	2055.00		5.37	62.88
Edo	1191.67	2180.72	2111.11		-3.19	77.16
Rivers	1057.69	1950.85	2044.44		4.80	93.29
<b>SOUTH WEST</b>	<b>1341.38</b>	<b>2023.40</b>	<b>2057.67</b>		<b>1.69</b>	<b>53.40</b>
Ekiti	1266.28	1737.68	1750.00		0.71	38.20
Lagos	1363.49	2100.28	2137.14		1.76	56.74
Ogun	1434.59	2075.78	2190.00		5.50	52.66
Ondo	1421.32	1920.94	1972.86		2.70	38.80
Osun	1284.80	2140.69	2146.00		0.25	67.03
Oyo	1277.82	2165.06	2150.00		-0.70	68.25
<b>Average</b>	<b>1329.53</b>	<b>2056.38</b>	<b>2068.55</b>		<b>0.59</b>	<b>55.59</b>

GALLON						
	Average of Jan-24	Average of Dec-24	Average of Jan-25	MoM	YoY	
<b>NORTH CENTRAL</b>	<b>4606.43</b>	<b>6227.84</b>	<b>7902.07</b>		<b>26.88</b>	<b>71.54</b>
Abuja	4500.00	6650.00	7351.00		10.54	63.36
Benue	4600.00	6700.43	8415.00		25.59	82.93
Kogi	4625.00	6420.00	7875.00		22.66	70.27
Kwara	4600.00	6528.00	7819.84		19.79	70.00
Nasarawa	4600.00	5355.00	8479.52		58.35	84.34
Niger	4680.00	5400.92	8668.91		60.51	85.23
Plateau	4640.00	6540.50	6705.26		2.52	44.51
<b>NORTH EAST</b>	<b>5526.39</b>	<b>6531.72</b>	<b>7039.25</b>		<b>7.77</b>	<b>27.38</b>
Adamawa	6083.33	5330.80	6350.00		19.12	4.38
Bauchi	5800.00	5635.33	7200.00		27.77	24.14
Borno	5000.00	7482.87	6750.00		-9.79	35.00
Gombe	5550.00	7950.62	7980.00		0.37	43.78
Taraba	5025.00	6900.00	7450.00		7.97	48.26
Yobe	5700.00	5890.68	6505.50		10.44	14.13
<b>NORTH WEST</b>	<b>5062.78</b>	<b>8112.09</b>	<b>8197.20</b>		<b>1.05</b>	<b>61.91</b>
Jigawa	4725.00	8530.00	8562.50		0.38	81.22
Kaduna	4520.00	8000.00	8325.00		4.06	84.18
Kano	5777.78	8030.67	8152.50		1.52	41.10
Katsina	5666.67	8948.00	8940.00		-0.09	57.76
Kebbi	4750.00	8340.00	8400.00		0.72	76.84
Sokoto	5500.00	7735.93	7505.41		-2.98	36.46
Zamfara	4500.00	7200.00	7495.00		4.10	66.56
<b>SOUTH EAST</b>	<b>4508.51</b>	<b>7794.08</b>	<b>7974.14</b>		<b>2.31</b>	<b>76.87</b>
Abia	4528.85	7720.00	8010.00		3.76	76.87
Anambra	4626.67	7492.22	7942.50		6.01	71.67
Ebonyi	4527.50	7900.75	7820.00		-1.02	72.72
Enugu	4409.05	7827.19	7913.20		1.10	79.48
Imo	4450.50	8030.23	8185.00		1.93	83.91
<b>SOUTH SOUTH</b>	<b>4825.18</b>	<b>6840.77</b>	<b>7191.88</b>		<b>5.13</b>	<b>49.05</b>
Akwa Ibom	4982.50	7380.61	8100.00		9.75	62.57
Bayelsa	4521.50	6900.80	6750.00		-2.19	49.29
Cross River	5177.09	6200.65	6993.75		12.79	35.09
Delta	4000.00	7320.59	7447.50		1.73	86.19
Edo	5420.00	6992.00	7500.00		7.27	38.38
Rivers	4850.00	6250.00	6360.00		1.76	31.13
<b>SOUTH WEST</b>	<b>4647.37</b>	<b>6541.47</b>	<b>7705.00</b>		<b>17.79</b>	<b>65.79</b>
Ekiti	4781.57	5935.06	7650.00		28.90	59.99
Lagos	4625.51	5740.53	6617.14		15.27	43.06
Ogun	5014.25	8270.00	8280.00		0.12	65.13
Ondo	4398.03	6370.00	7707.86		21.00	75.26
Osun	4647.50	6733.21	8550.00		26.98	83.97
Oyo	4417.39	6200.00	7425.00		19.76	68.09
<b>Average</b>	<b>4870.83</b>	<b>6995.50</b>	<b>7680.60</b>		<b>9.79</b>	<b>57.69</b>

# CONTACT



## National Bureau of Statistics

Head Office

No 1, Wole Olanipekun Street,  
Formerly, Plot 762 Independence  
Avenue  
Off Constitution Avenue,  
CBD, Abuja, F. C. T.

## Mr. Ichedi S.J

Information Desk

Head, Communication & Public  
Relations Department (C&PRD)  
Phone: +2348037051701  
sjchedi@nigerianstat.gov.ng

## Moses Mathew

Statistical Information Officer

Phone: +2347069071157  
matmoses@nigerianstat.gov.ng

## Dr A.A. Ayo

Head Prices Division

Phone: +2348036082904  
anthonyayo@nigerianstat.gov.ng



@nbs\_nigeria



NBSNigeria



Nbs\_nigeria

