



NATIONAL BUREAU OF STATISTICS

# National Household Kerosene Price Watch

---

(FEBRUARY 2025)

**Report Date: March 2025**

**Data Source: National Bureau of Statistics (NBS)**

# CONTENT

<b>Methodology</b>	<b>3</b>
<b>Executive Summary</b>	<b>4</b>
<b>Average Kerosene Prices per liter across States</b>	<b>5</b>
<b>Average Kerosene Prices per liter across Zones</b>	<b>6</b>
<b>12 Months Average Prices per liter</b>	<b>7</b>
<b>Average Kerosene Prices per gallon across States</b>	<b>8</b>
<b>Average Kerosene Prices per gallon across Zones</b>	<b>9</b>
<b>12 Months Average Prices per gallon</b>	<b>10</b>
<b>Appendix</b>	<b>11</b>
<b>Contact</b>	<b>13</b>

## METHODOLOGY

Fieldwork is done solely by over 700 NBS Staff in all the States of the federation, supported by supervisors whom internal and external observers monitor.

Fuel Prices are collected across all the 774 local governments across all States and the FCT from over 10,000 respondents and outlets and the estimates reflect the weights derived from estimates of household expenditures on fuel and the actual prices of liters or gallon bought by the households.

The average prices are reported for each state and the country. The NBS audit team subsequently conducts randomly selected verification of prices recorded.

## EXECUTIVE SUMMARY

The average retail price per litre of Household Kerosene (HHK) paid by consumers in February 2025 was N2,059.08, showing a decline of 0.46% compared to N2,068.55 recorded in January 2025. On a year-on-year basis, the average retail price per litre of the product rose by 53.56% from N1,340.94 in February 2024.

On state profile analysis, the highest average price per litre in February 2025 was recorded in Abuja with N2,700.00, followed by Kaduna with N2,580.00 and Sokoto with N2,455.09. On the other hand, the lowest price was recorded in Borno with N1,500.00, followed by Bayelsa and Oyo with N1,633.00 and N1,665.00 respectively.

In addition, analysis by zone showed that the North West recorded the highest average retail price per litre of Household Kerosene with N2,240.94, followed by the North-Central with N2,155.48, while the South-South recorded the lowest with N1,943.74.


The average retail price per gallon of Household Kerosene paid by consumers in February 2025 was N7,777.62 indicating an increase of 1.26% from N7,680.60 in January 2025. On a year-on-year basis, this increased by 59.38% from N4,880.02 in February 2024.

On state profile analysis, Katsina recorded the highest average retail price per gallon of Household Kerosene with N8,975.00, followed by Ogun with N8,720.00 and Jigawa with N8,640.89. On the other hand, Rivers recorded the lowest price with N6,450.00, followed by Yobe and Plateau with N6,550.50 and N6,720.00 respectively.

Analysis by zone showed that the North-West recorded the highest average retail price per gallon of Household Kerosene with N8,291.39, followed by the South-East with N8,046.79, while the North-East recorded the lowest with N7,123.42.

# NATIONAL HOUSEHOLD KEROSENE PRICE WATCH -FEBRUARY 2025

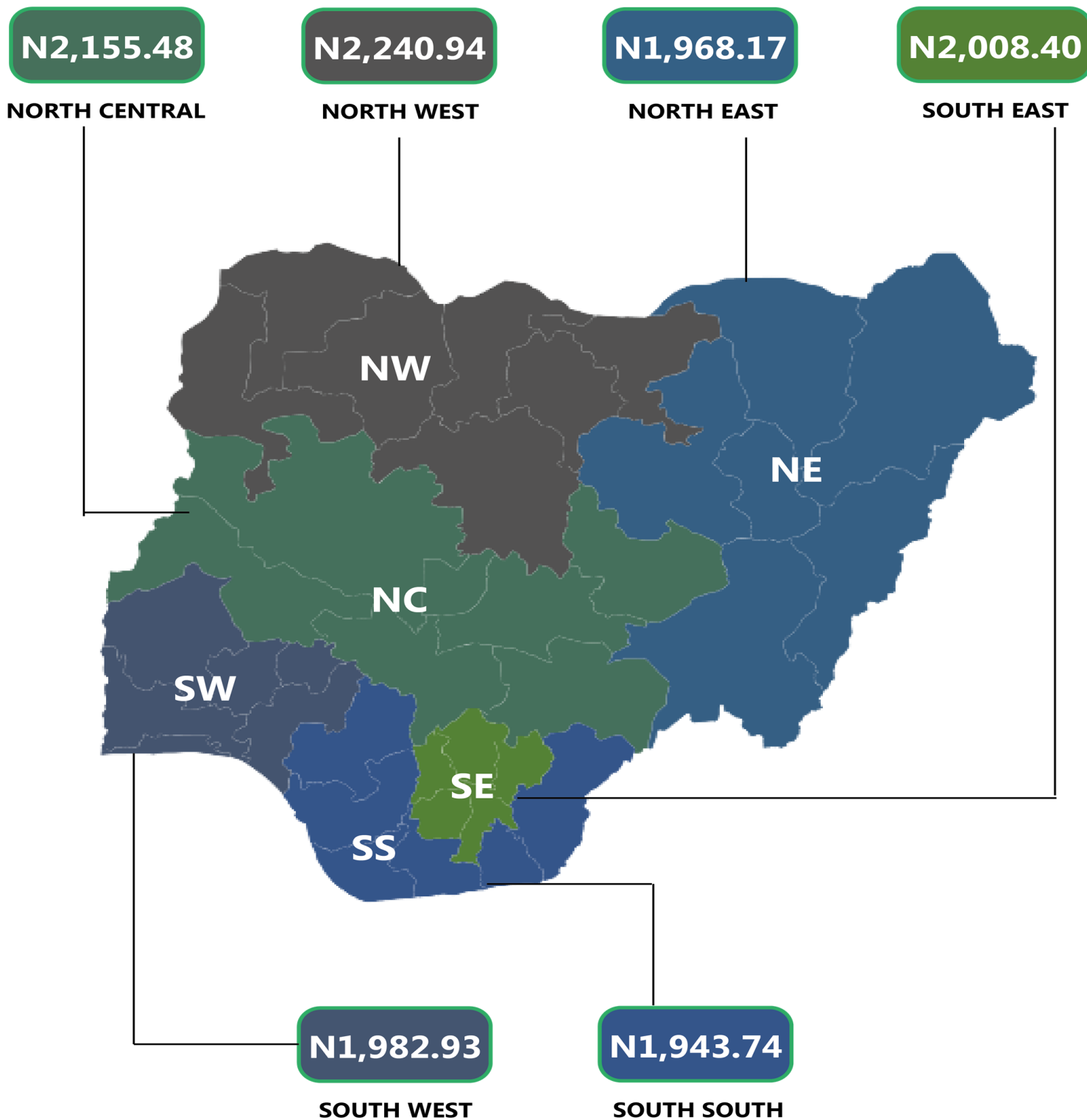
Average Kerosene Prices per litre Across States



STATES WITH THE HIGHEST AVERAGE PRICES		STATES WITH THE LOWEST AVERAGE PRICES	
<b>FCT</b>	<b>N2,700.00</b>	<b>BORNO</b>	<b>N1,500.00</b>
<b>KADUNA</b>	<b>N2,580.00</b>	<b>BAYELSA</b>	<b>N1,633.00</b>
<b>SOKOTO</b>	<b>N2,455.09</b>	<b>OYO</b>	<b>N1,665.00</b>

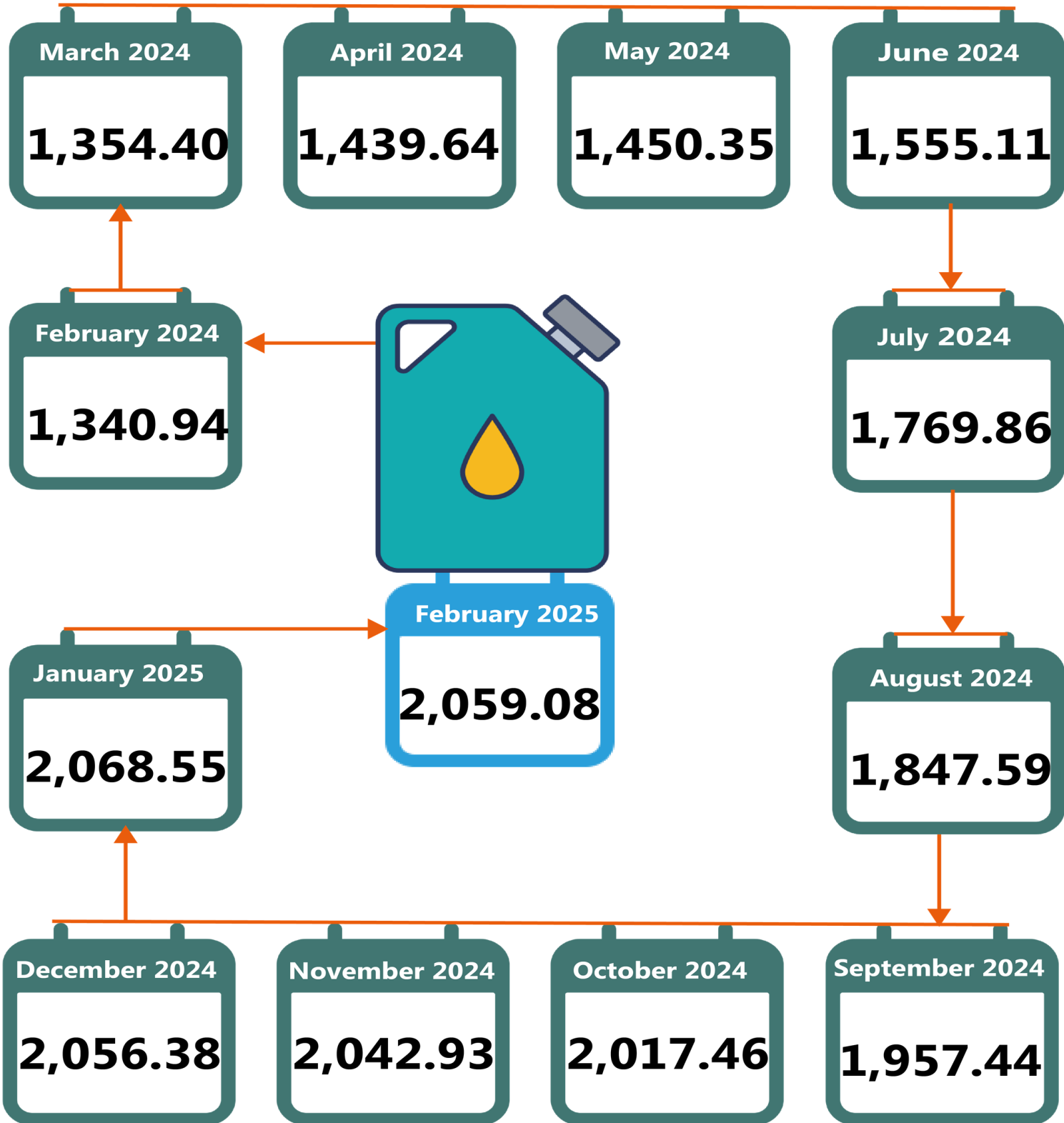
# NATIONAL HOUSEHOLD KEROSENE PRICE WATCH - FEBRUARY 2025

Average Kerosene Prices per litre Across Zones



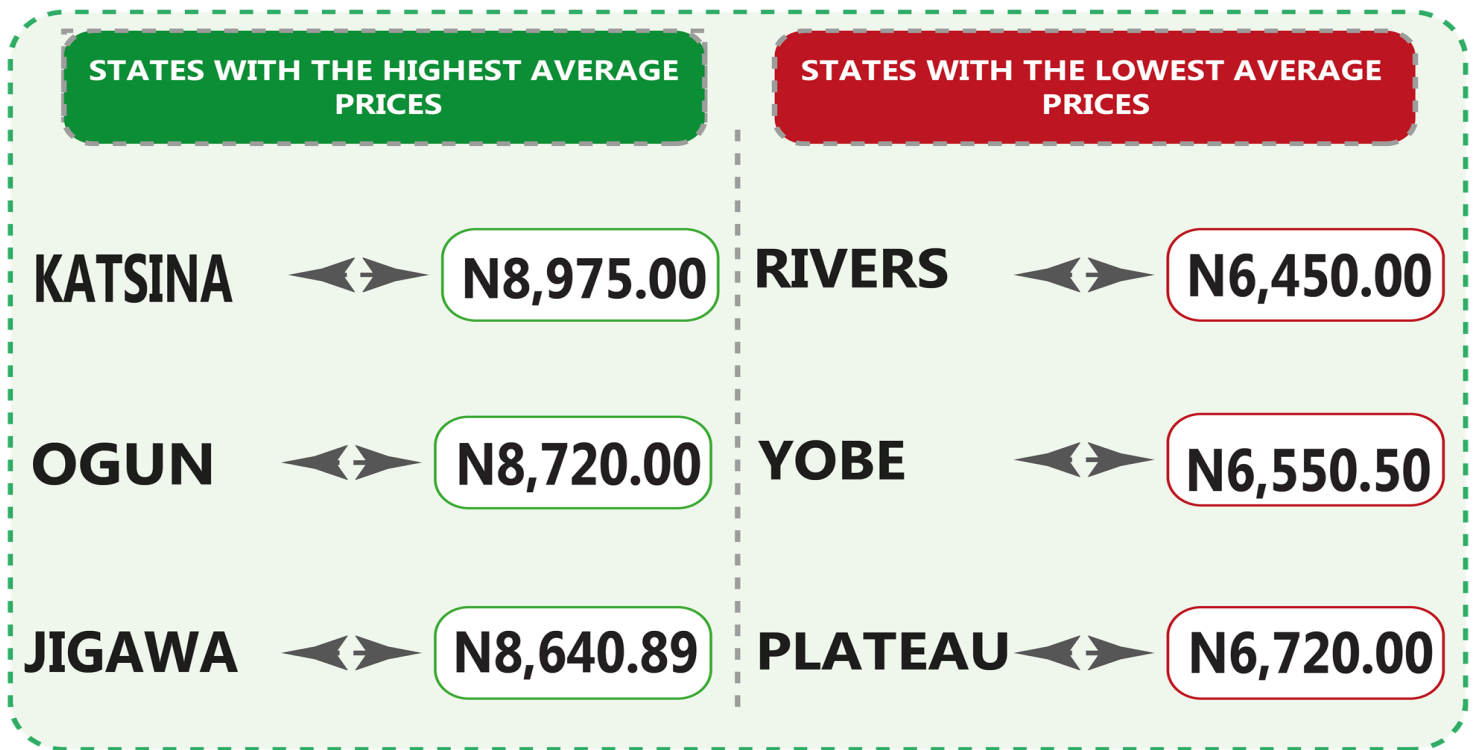

# NATIONAL HOUSEHOLD KEROSENE PRICE WATCH -FEBRUARY 2025

12 Month Average Prices per litre



# NATIONAL HOUSEHOLD KEROSENE PRICE WATCH - FEBRUARY 2025

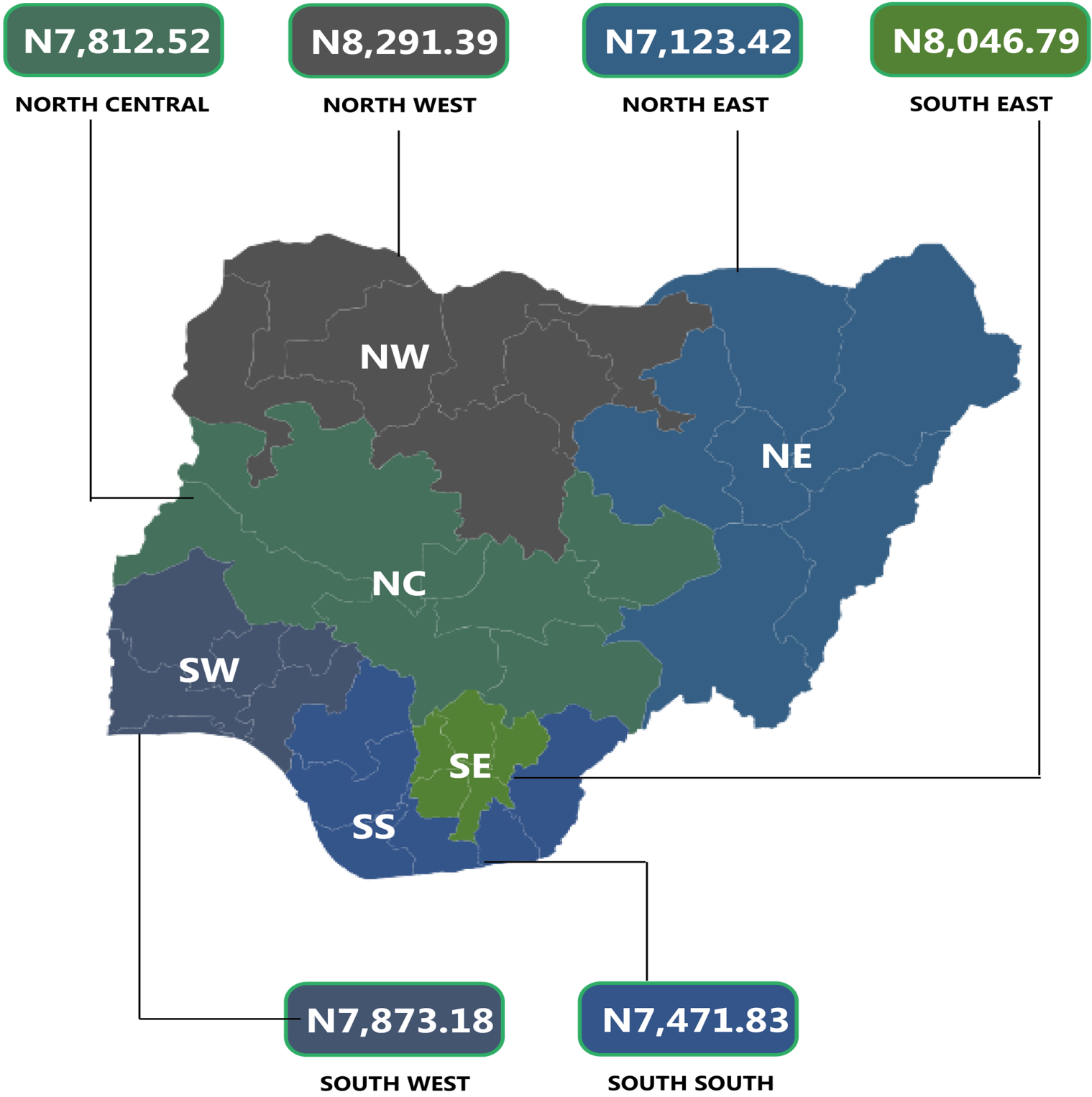
Average Kerosene Prices per gallon Across States





# NATIONAL HOUSEHOLD KEROSENE PRICE WATCH - FEBRUARY 2025


Average Kerosene Prices per gallon Across Zones



# NATIONAL HOUSEHOLD KEROSENE PRICE WATCH

## -FEBRUARY 2025

12 Month Average Prices per gallon



## APPENDIX

LITRE						
	Average of Feb-24	Average of Jan-25	Average of Feb-25	MoM	YoY	
<b>NORTH CENTRAL</b>	<b>1486.50</b>	<b>2177.76</b>	<b>2155.48</b>		<b>-1.02</b>	<b>45.00</b>
Abuja	1670.00	2844.67	2700.00		-5.09	61.68
Benue	1769.67	1970.00	1803.33		-8.46	1.90
Kogi	1330.00	2150.00	2180.00		1.40	63.91
Kwara	1070.44	2182.19	2192.78		0.49	104.85
Nasarawa	1176.67	1884.34	1871.37		-0.69	59.04
Niger	1710.89	2026.42	2180.88		7.62	27.47
Plateau	1677.81	2186.72	2160.00		-1.22	28.74
<b>NORTH EAST</b>	<b>1387.58</b>	<b>1944.83</b>	<b>1968.17</b>		<b>1.20</b>	<b>41.84</b>
Adamawa	1423.33	2300.00	2400.00		4.35	68.62
Bauchi	1369.83	1700.00	1750.00		2.94	27.75
Borno	1343.67	1550.00	1500.00		-3.23	11.63
Gombe	1337.33	2040.00	2020.00		-0.98	51.05
Taraba	1471.33	2100.00	2150.00		2.38	46.13
Yobe	1380.00	1979.00	1989.00		0.51	44.13
<b>NORTH WEST</b>	<b>1288.38</b>	<b>2218.58</b>	<b>2240.94</b>		<b>1.01</b>	<b>73.93</b>
Jigawa	1136.67	2125.00	2164.64		1.87	90.44
Kaduna	1866.67	2550.00	2580.00		1.18	38.21
Kano	1251.56	2145.00	2151.88		0.32	71.94
Katsina	1132.78	2050.00	2150.00		4.88	89.80
Kebbi	1150.00	2100.00	2275.00		8.33	97.83
Sokoto	1089.00	2450.09	2455.09		0.20	125.44
Zamfara	1392.00	2110.00	1910.00		-9.48	37.21
<b>SOUTH EAST</b>	<b>1277.63</b>	<b>1976.48</b>	<b>2008.40</b>		<b>1.62</b>	<b>57.20</b>
Abia	1339.83	1780.00	1790.00		0.56	33.60
Anambra	1240.67	1765.00	1768.00		0.17	42.50
Ebonyi	1295.33	2160.00	2169.44		0.44	67.48
Enugu	1217.50	2047.38	2254.55		10.12	85.18
Imo	1294.81	2130.00	2060.00		-3.29	59.10
<b>SOUTH SOUTH</b>	<b>1231.24</b>	<b>1977.45</b>	<b>1943.74</b>		<b>-1.70</b>	<b>57.87</b>
Akwa Ibom	1369.89	2100.00	1975.00		-5.95	44.17
Bayelsa	971.00	1600.00	1633.00		2.06	68.18
Cross River	1510.00	1954.17	1675.00		-14.29	10.93
Delta	1270.00	2055.00	2055.00		0.00	61.81
Edo	1200.89	2111.11	2180.00		3.26	81.53
Rivers	1065.67	2044.44	2144.44		4.89	101.23
<b>SOUTH WEST</b>	<b>1348.23</b>	<b>2057.67</b>	<b>1982.93</b>		<b>-3.63</b>	<b>47.08</b>
Ekiti	1268.33	1750.00	1750.00		0.00	37.98
Lagos	1371.00	2137.14	2167.14		1.40	58.07
Ogun	1455.33	2190.00	2160.00		-1.37	48.42
Ondo	1426.67	1972.86	1956.12		-0.85	37.11
Osun	1288.04	2146.00	2199.31		2.48	70.75
Oyo	1280.00	2150.00	1665.00		-22.56	30.08
<b>Average</b>	<b>1340.94</b>	<b>2068.55</b>	<b>2059.08</b>		<b>-0.46</b>	<b>53.56</b>

GALLON						
	Average of Feb-24	Average of Jan-25	Average of Feb-25	MoM	YoY	
<b>NORTH CENTRAL</b>	<b>4602.72</b>	<b>7902.07</b>	<b>7812.52</b>		<b>-1.13</b>	<b>69.74</b>
Abuja	4250.00	7351.00	7450.00		1.35	75.29
Benue	4640.29	8415.00	7665.00		-8.91	65.18
Kogi	4630.75	7875.00	8100.00		2.86	74.92
Kwara	4750.00	7819.84	7867.52		0.61	65.63
Nasarawa	4610.00	8479.52	8421.17		-0.69	82.67
Niger	4690.00	8668.91	8463.95		-2.36	80.47
Plateau	4648.00	6705.26	6720.00		0.22	44.58
<b>NORTH EAST</b>	<b>5553.05</b>	<b>7039.25</b>	<b>7123.42</b>		<b>1.20</b>	<b>28.28</b>
Adamawa	6092.50	6350.00	6800.00		7.09	11.61
Bauchi	5910.00	7200.00	6975.00		-3.13	18.02
Borno	5010.67	6750.00	6750.00		0.00	34.71
Gombe	5561.50	7980.00	8090.00		1.38	45.46
Taraba	5032.75	7450.00	7575.00		1.68	50.51
Yobe	5710.90	6505.50	6550.50		0.69	14.70
<b>NORTH WEST</b>	<b>5072.23</b>	<b>8197.20</b>	<b>8291.39</b>		<b>1.15</b>	<b>63.47</b>
Jigawa	4730.00	8562.50	8640.89		0.92	82.68
Kaduna	4525.43	8325.00	8410.00		1.02	85.84
Kano	5779.50	8152.50	8183.44		0.38	41.59
Katsina	5670.67	8940.00	8975.00		0.39	58.27
Kebbi	4760.00	8400.00	8587.50		2.23	80.41
Sokoto	5520.00	7505.41	7647.91		1.90	38.55
Zamfara	4520.00	7495.00	7595.00		1.33	68.03
<b>SOUTH EAST</b>	<b>4518.91</b>	<b>7974.14</b>	<b>8046.79</b>		<b>0.91</b>	<b>78.07</b>
Abia	4548.85	8010.00	7920.00		-1.12	74.11
Anambra	4632.67	7942.50	7956.00		0.17	71.74
Ebonyi	4537.50	7820.00	7962.48		1.82	75.48
Enugu	4419.05	7913.20	8125.45		2.68	83.87
Imo	4456.50	8185.00	8270.00		1.04	85.57
<b>SOUTH SOUTH</b>	<b>4835.11</b>	<b>7191.88</b>	<b>7471.83</b>		<b>3.89</b>	<b>54.53</b>
Akwa Ibom	4990.00	8100.00	8437.50		4.17	69.09
Bayelsa	4526.67	6750.00	7348.50		8.87	62.34
Cross River	5180.00	6993.75	7537.50		7.77	45.51
Delta	4025.00	7447.50	7247.50		-2.69	80.06
Edo	5429.00	7500.00	7810.00		4.13	43.86
Rivers	4860.00	6360.00	6450.00		1.42	32.72
<b>SOUTH WEST</b>	<b>4652.12</b>	<b>7705.00</b>	<b>7873.18</b>		<b>2.18</b>	<b>69.24</b>
Ekiti	4786.67	7650.00	7875.00		2.94	64.52
Lagos	4633.57	6617.14	6752.14		2.04	45.72
Ogun	5019.22	8280.00	8720.00		5.31	73.73
Ondo	4400.91	7707.86	7802.55		1.23	77.29
Osun	4651.92	8550.00	8596.88		0.55	84.80
Oyo	4420.44	7425.00	7492.50		0.91	69.50
<b>Average</b>	<b>4880.02</b>	<b>7680.60</b>	<b>7777.62</b>		<b>1.26</b>	<b>59.38</b>

# CONTACT



## National Bureau of Statistics

Head Office

No 1, Wole Olanipekun Street,  
Formerly, Plot 762 Independence  
Avenue  
Off Constitution Avenue,  
CBD, Abuja, F. C. T.

## Mr. Ichedi S.J

Information Desk

Head, Communication & Public  
Relations Department (C&PRD)  
Phone: +2348037051701  
sjchedi@nigerianstat.gov.ng

## Moses Mathew

Statistical Information Officer

Phone: +2347069071157  
matmoses@nigerianstat.gov.ng

## Dr A.A. Ayo

Head Prices Division

Phone: +2348036082904  
anthonyayo@nigerianstat.gov.ng



@nbs\_nigeria



NBSNigeria



Nbs\_nigeria

