



NATIONAL BUREAU OF STATISTICS

National Household Kerosene Price Watch

(MARCH 2025)

Report Date: April 2025

Data Source: National Bureau of Statistics (NBS)

CONTENT

Methodology	3
Executive Summary	4
Average Kerosene Prices per liter across States	5
Average Kerosene Prices per liter across Zones	6
12 Months Average Prices per liter	7
Average Kerosene Prices per gallon across States	8
Average Kerosene Prices per gallon across Zones	9
12 Months Average Prices per gallon	10
Appendix	11
Contact	13

METHODOLOGY

Fieldwork is done solely by over 700 NBS Staff in all the States of the federation, supported by supervisors whom internal and external observers monitor.

Fuel Prices are collected across all the 774 local governments across all States and the FCT from over 10,000 respondents and outlets and the estimates reflect the weights derived from estimates of household expenditures on fuel and the actual prices of liters or gallon bought by the households.

The average prices are reported for each state and the country. The NBS audit team subsequently conducts randomly selected verification of prices recorded.

EXECUTIVE SUMMARY

The average retail price per litre of Household Kerosene (HHK) paid by consumers in March 2025 was N2,113.34, representing a 2.63% increase from N2,059.08 recorded in February 2025. On a year-on-year basis, the average retail price per litre of the product rose by 56.04% from N1,354.40 in March 2024.

According to the state profile analysis, the highest average price per litre in March 2025 was recorded in Abuja at N2,572.30, followed by Enugu at N2,548.29 and Adamawa at N2,525.60. On the other hand, the lowest price was recorded in Abia with N1,535.94, followed by Bayelsa with N1,624.93 and Anambra with N1,667.59.

In addition, analysis by zone showed that the North West recorded the highest average retail price per litre of Household Kerosene with N2,286.01, followed by the North-Central with N2,137.60, while the South-West recorded the lowest with N1,986.48.


The average retail price per gallon of Household Kerosene paid by consumers in March 2025 was N7, 7923.61 indicating an increase of 1.88% from N7,777.62 in February 2025. On a year-on-year basis, this increased by 61.73% from N4,899.33 in March 2024.

On state profile analysis, Kebbi recorded the highest average retail price per gallon of Household Kerosene with N9,180.50, followed by Katsina with N9,083.40 and Jigawa with N9,079.60. On the other hand, Oyo recorded the lowest price with N6,948.30, followed by Plateau and Borno with N7,001.60 and N7,014.00, respectively.

Analysis by zone showed that the North-West recorded the highest average retail price per gallon of Household Kerosene with N8,572.61, followed by the South East with N7,981.21, while the North-East recorded the lowest with N7,478.05.

NATIONAL HOUSEHOLD KEROSENE PRICE WATCH -MARCH 2025

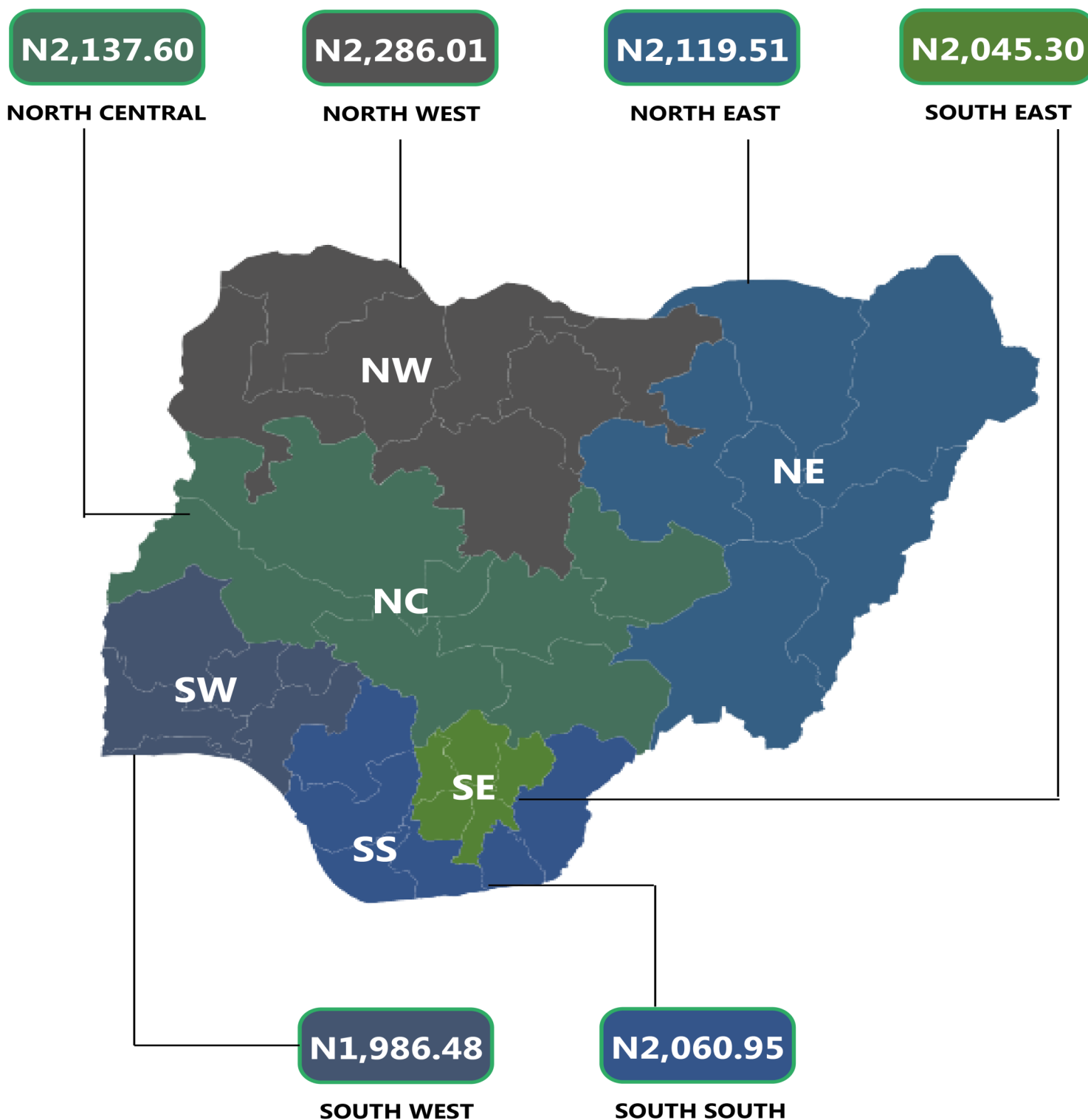
Average Kerosene Prices per litre Across States



STATES WITH THE HIGHEST AVERAGE PRICES		STATES WITH THE LOWEST AVERAGE PRICES	
FCT	N2,572.30	ABIA	N1,535.94
ENUGU	N2,548.29	BAYELSA	N1,624.93
ADAMAWA	N2,525.60	ANAMBRA	N1,667.59

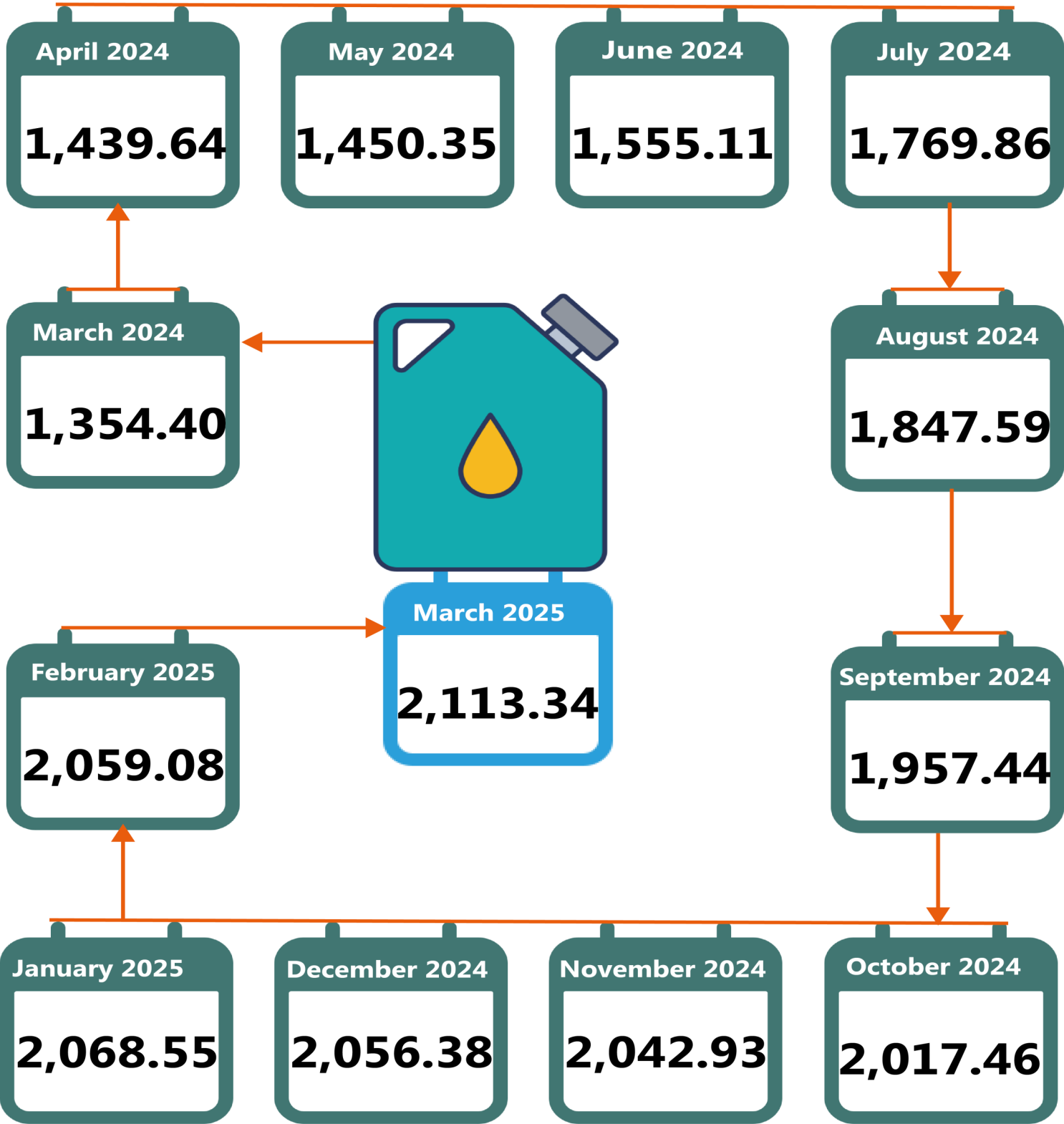
NATIONAL HOUSEHOLD KEROSENE PRICE WATCH - MARCH 2025

Average Kerosene Prices per litre Across Zones




NATIONAL HOUSEHOLD KEROSENE PRICE WATCH
-MARCH 2025

12 Month Average Prices per litre



NATIONAL HOUSEHOLD KEROSENE PRICE WATCH - MARCH 2025

Average Kerosene Prices per gallon Across States



STATES WITH THE HIGHEST AVERAGE PRICES		STATES WITH THE LOWEST AVERAGE PRICES	
KEBBI	N9,180.50	OYO	N6,948.30
KATSINA	N9,083.40	PLATEAU	N7,001.60
JIGAWA	N9,079.60	BORNO	N7,014.00

NATIONAL HOUSEHOLD KEROSENE PRICE WATCH - MARCH 2025

Average Kerosene Prices per gallon Across Zones



N7,893.26

NORTH CENTRAL

N8,572.61

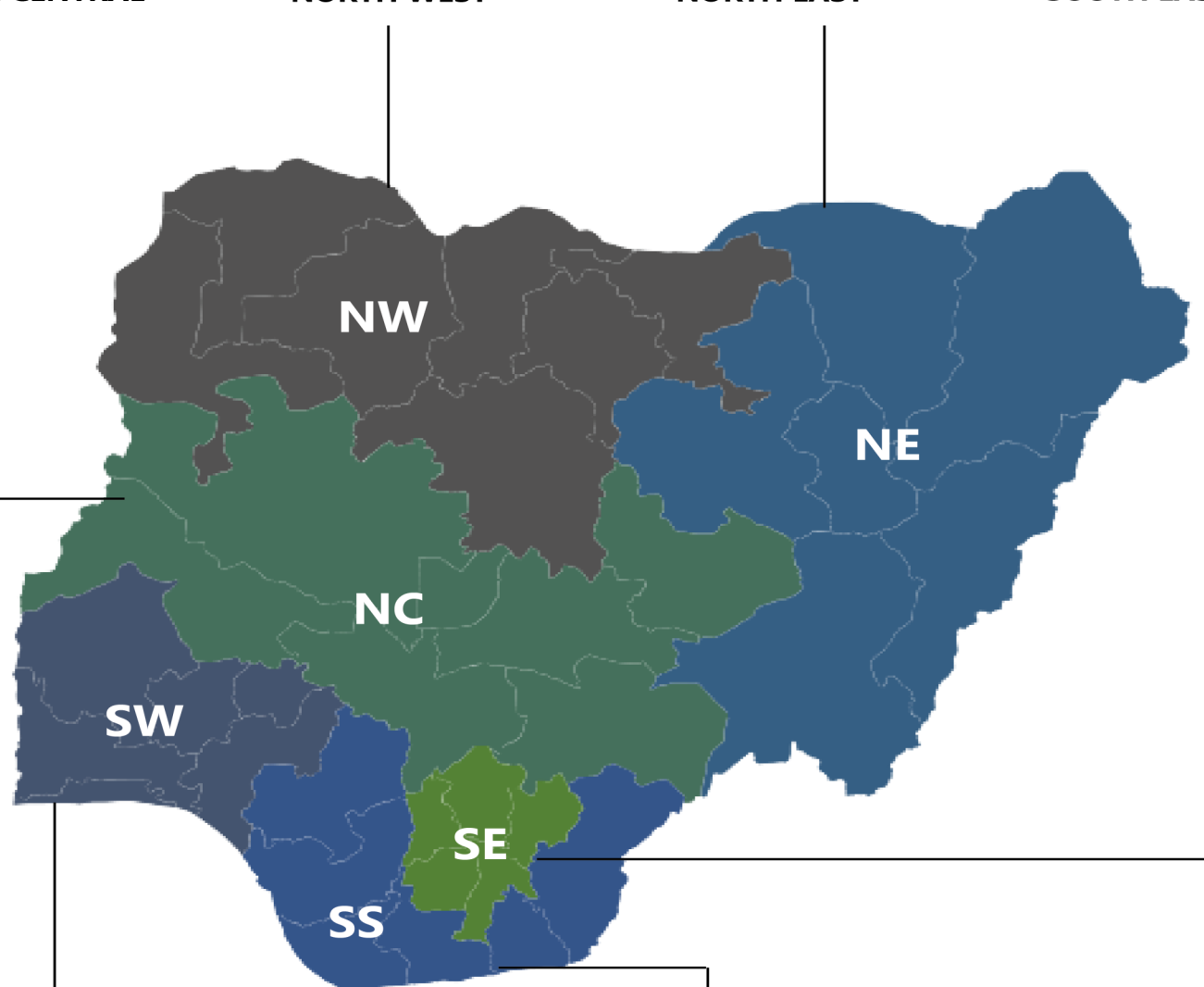
NORTH WEST

N7,478.05

NORTH EAST

N7,981.21

SOUTH EAST



N7,779.24


SOUTH WEST

N7,743.80

SOUTH SOUTH

NATIONAL HOUSEHOLD KEROSENE PRICE WATCH
-MARCH 2025

12 Month Average Prices per gallon



APPENDIX

LITRE					
	Average of Mar-24	Average of Feb-25	Average of Mar-25	MoM	YoY
NORTH CENTRAL	1497.13	2155.48	2137.60	-0.83	42.78
Abuja	1675.56	2700.00	2572.30	-4.73	53.52
Benue	1773.74	1803.33	1976.36	9.60	11.42
Kogi	1338.33	2180.00	2028.50	-6.95	51.57
Kwara	1110.90	2192.78	2180.65	-0.55	96.30
Nasarawa	1180.33	1871.37	1962.20	4.85	66.24
Niger	1719.36	2180.88	2292.79	5.13	33.35
Plateau	1681.67	2160.00	1950.40	-9.70	15.98
NORTH EAST	1393.59	1968.17	2119.51	7.69	52.09
Adamawa	1426.37	2400.00	2525.60	5.23	77.06
Bauchi	1375.44	1750.00	1889.45	7.97	37.37
Borno	1350.33	1500.00	1828.50	21.90	35.41
Gombe	1340.17	2020.00	2262.38	12.00	68.81
Taraba	1481.67	2150.00	2047.50	-4.77	38.19
Yobe	1387.56	1989.00	2163.64	8.78	55.93
NORTH WEST	1296.94	2240.94	2286.01	2.01	76.26
Jigawa	1142.33	2164.64	2394.90	10.64	109.65
Kaduna	1875.00	2580.00	2369.82	-8.15	26.39
Kano	1259.33	2151.88	1940.50	-9.82	54.09
Katsina	1139.58	2150.00	2320.85	7.95	103.66
Kebbi	1166.67	2275.00	2495.13	9.68	113.87
Sokoto	1095.33	2455.09	2452.59	-0.10	123.91
Zamfara	1400.33	1910.00	2028.29	6.19	44.84
SOUTH EAST	1284.90	2008.40	2045.30	1.84	59.18
Abia	1344.44	1790.00	1535.94	-14.19	14.24
Anambra	1254.71	1768.00	1667.59	-5.68	32.91
Ebonyi	1306.00	2169.44	2244.55	3.46	71.86
Enugu	1220.67	2254.55	2548.29	13.03	108.76
Imo	1298.67	2060.00	2230.14	8.26	71.73
SOUTH SOUTH	1273.07	1943.74	2060.95	6.03	61.89
Akwa Ibom	1372.33	1975.00	2085.63	5.60	51.98
Bayelsa	1190.00	1633.00	1624.93	-0.49	36.55
Cross River	1518.67	1675.00	1941.83	15.93	27.86
Delta	1275.71	2055.00	2205.05	7.30	72.85
Edo	1210.89	2180.00	2194.20	0.65	81.21
Rivers	1070.79	2144.44	2314.08	7.91	116.11
SOUTH WEST	1354.97	1982.93	1986.48	0.18	46.61
Ekiti	1272.89	1750.00	1828.50	4.49	43.65
Lagos	1375.00	2167.14	2095.68	-3.30	52.41
Ogun	1460.38	2160.00	2233.04	3.38	52.91
Ondo	1435.67	1956.12	1896.91	-3.03	32.13
Osun	1294.89	2199.31	2127.65	-3.26	64.31
Oyo	1291.00	1665.00	1737.08	4.33	34.55
Average	1354.40	2059.08	2113.34	2.63	56.04

GALLON					
	Average of Mar-24	Average of Feb-25	Average of Mar-25 MoM	YoY	
NORTH CENTRAL	4621.00	7812.52	7893.26	1.03	70.81
Abuja	4300.00	7450.00	7289.20	-2.16	69.52
Benue	4652.88	7665.00	7905.45	3.14	69.90
Kogi	4639.00	8100.00	8114.00	0.17	74.91
Kwara	4763.43	7867.52	8022.61	1.97	68.42
Nasarawa	4625.56	8421.17	7848.81	-6.80	69.68
Niger	4710.73	8463.95	9071.16	7.17	92.56
Plateau	4655.38	6720.00	7001.60	4.19	50.40
NORTH EAST	5579.78	7123.42	7478.05	4.98	34.02
Adamawa	6110.44	6800.00	7102.40	4.45	16.23
Bauchi	5922.30	6975.00	7357.80	5.49	24.24
Borno	5025.75	6750.00	7014.00	3.91	39.56
Gombe	5570.00	8090.00	8149.52	0.74	46.31
Taraba	5049.50	7575.00	8190.00	8.12	62.19
Yobe	5800.69	6550.50	7054.56	7.70	21.62
NORTH WEST	5094.26	8291.39	8572.61	3.39	68.28
Jigawa	4750.00	8640.89	9079.60	5.08	91.15
Kaduna	4533.22	8410.00	8479.28	0.82	87.05
Kano	5784.13	8183.44	8061.98	-1.48	39.38
Katsina	5681.33	8975.00	9083.40	1.21	59.88
Kebbi	4770.50	8587.50	9180.50	6.91	92.44
Sokoto	5540.00	7647.91	8010.36	4.74	44.59
Zamfara	4600.67	7595.00	8113.16	6.82	76.35
SOUTH EAST	4527.31	8046.79	7981.21	-0.81	76.29
Abia	4553.75	7920.00	7143.76	-9.80	56.88
Anambra	4640.65	7956.00	7370.37	-7.36	58.82
Ebonyi	4541.29	7962.48	8278.19	3.96	82.29
Enugu	4430.95	8125.45	8193.16	0.83	84.91
Imo	4469.91	8270.00	8920.56	7.87	99.57
SOUTH SOUTH	4845.80	7471.83	7743.80	3.64	59.80
Akwa Ibom	4998.00	8437.50	8342.50	-1.13	66.92
Bayelsa	4537.67	7348.50	7199.71	-2.02	58.67
Cross River	5193.67	7537.50	7767.30	3.05	49.55
Delta	4039.14	7247.50	8020.18	10.66	98.56
Edo	5435.33	7810.00	8076.80	3.42	48.60
Rivers	4871.00	6450.00	7056.31	9.40	44.86
SOUTH WEST	4679.73	7873.18	7779.24	-1.19	66.23
Ekiti	4800.00	7875.00	7314.00	-7.12	52.38
Lagos	4641.78	6752.14	7382.71	9.34	59.05
Ogun	5033.50	8720.00	8932.16	2.43	77.45
Ondo	4500.00	7802.55	7587.65	-2.75	68.61
Osun	4667.63	8596.88	8510.61	-1.00	82.33
Oyo	4435.50	7492.50	6948.30	-7.26	56.65
Average	4899.33	7777.62	7923.61	1.88	61.73

CONTACT



National Bureau of Statistics

Head Office

No 1, Wole Olaniyekun Street,
Formerly, Plot 762 Independence
Avenue
Off Constitution Avenue,
CBD, Abuja, F. C. T.

Mr. Ichedi S.J

Information Desk

Head, Communication & Public
Relations Department (C&PRD)
Phone: +2348037051701
sjichedi@nigerianstat.gov.ng

Moses Mathew

Statistical Information Officer

Phone: +2347069071157
matmoses@nigerianstat.gov.ng

Dr A.A. Ayo

Head Prices Division

Phone: +2348036082904
anthonyayo@nigerianstat.gov.ng



@nbs_nigeria



NBSNigeria



Nbs_nigeria

