



NATIONAL BUREAU OF STATISTICS

National Household Kerosene Price Watch

(APRIL 2025)

Report Date: May 2025

Data Source: National Bureau of Statistics (NBS)

CONTENT

Methodology	3
Executive Summary	4
Average Kerosene Prices per liter across States	5
Average Kerosene Prices per liter across Zones	6
12 Months Average Prices per liter	7
Average Kerosene Prices per gallon across States	8
Average Kerosene Prices per gallon across Zones	9
12 Months Average Prices per gallon	10
Appendix	11
Contact	13

METHODOLOGY

Fieldwork is done solely by over 700 NBS Staff in all the States of the federation, supported by supervisors whom internal and external observers monitor.

Fuel Prices are collected across all the 774 local governments across all States and the FCT from over 10,000 respondents and outlets and the estimates reflect the weights derived from estimates of household expenditures on fuel and the actual prices of liters or gallon bought by the households.

The average prices are reported for each state and the country. The NBS audit team subsequently conducts randomly selected verification of prices recorded.

EXECUTIVE SUMMARY

The average retail price per litre of Household Kerosene (HHK) paid by consumers in April 2025 was N2,219.69, showing an increase of 5.03% compared to N2,113.34 recorded in March 2025. On a year-on-year basis, the average retail price per litre of the product rose by 54.18% from N1,439.64 in April 2024.

According to the state profile analysis, the highest average price per litre in April 2025 was recorded in Kaduna at N2,813.53, followed by Enugu at N2,700.45 and Kebbi at N2,699.07. On the other hand, the lowest price was recorded in Abia with N1,571.43, followed by Bayelsa with N1,694.44 and Bauchi with N1,730.81.

In addition, analysis by zone showed that the North West recorded the highest average retail price per litre of Household Kerosene with N2,364.46, followed by the South-South with N2,300.38, while the South-West recorded the lowest with N2,019.77.


The average retail price per gallon of Household Kerosene paid by consumers in April 2025 was N8,294.98, indicating an increase of 4.69% from N7,923.61 in March 2025. On a year-on-year basis, this increased by 60.31% from N5,174.23 in April 2024.

On state profile analysis, Niger recorded the highest average retail price per gallon of Household Kerosene with N9,855.65, followed by Kebbi with N9,796.27 and Imo with N9,759.86. On the other hand, Bauchi recorded the lowest price with N6,923.25, followed by Bayelsa and Oyo with N6,977.78 and N7,186.58, respectively.

Analysis by zone showed that the North-West recorded the highest average retail price per gallon of Household Kerosene with N8,643.56, followed by the South East with N8,363.92, while the South-West recorded the lowest with N8,079.09.

NATIONAL HOUSEHOLD KEROSENE PRICE WATCH -APRIL 2025

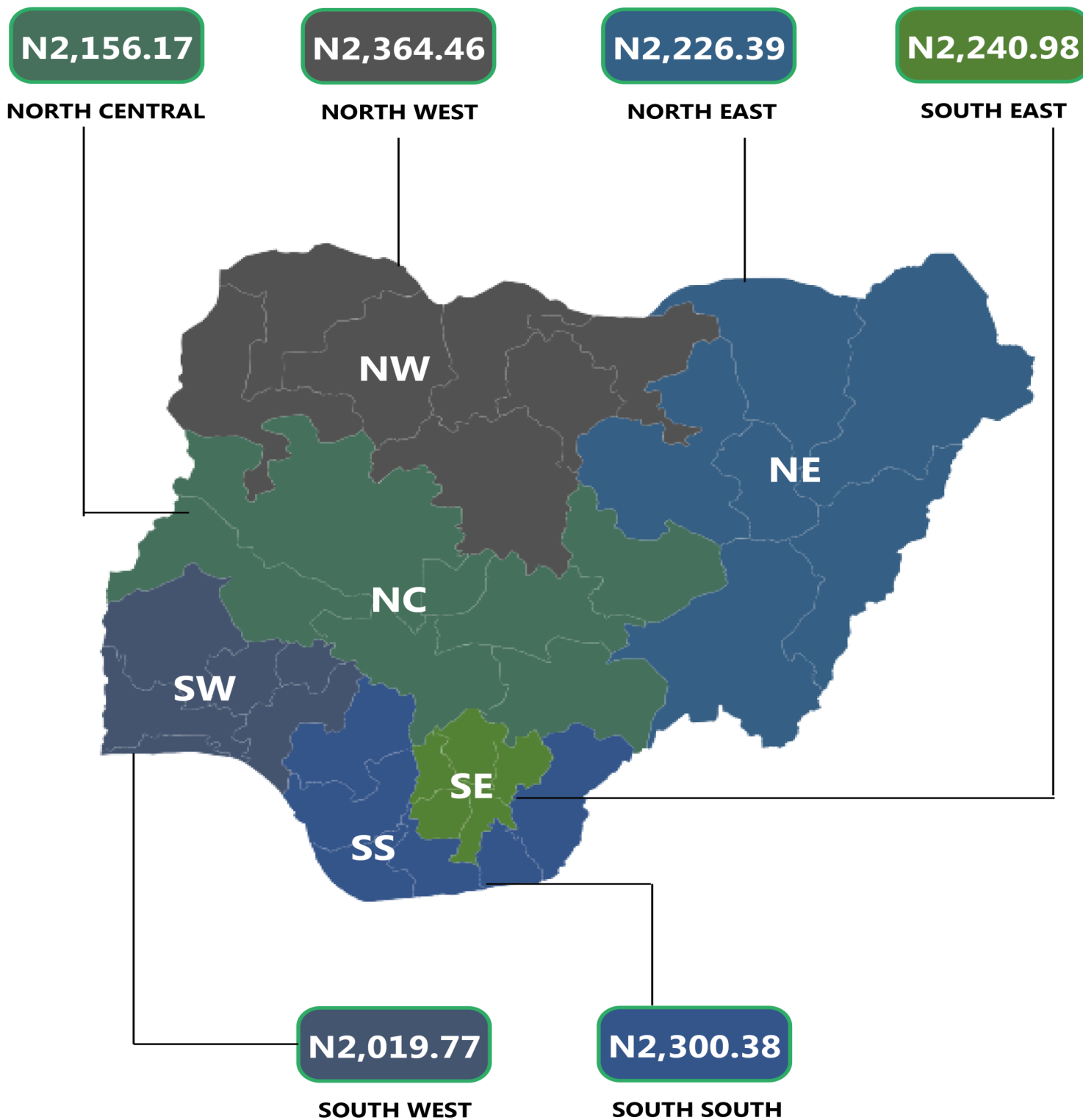
Average Kerosene Prices per litre Across States



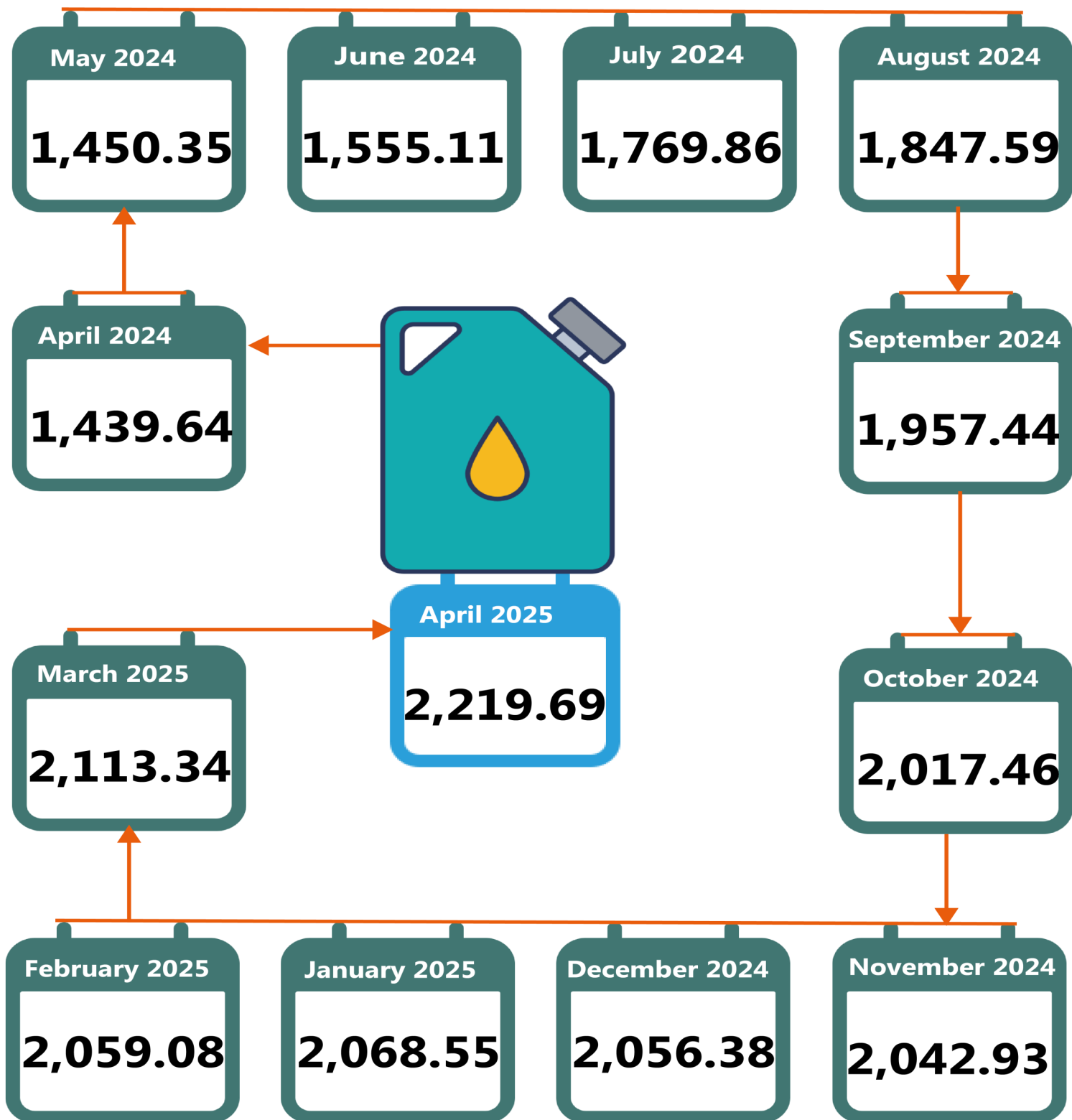
STATES WITH THE HIGHEST AVERAGE PRICES		STATES WITH THE LOWEST AVERAGE PRICES	
KADUNA	N2,813.53	ABIA	N1,5371.43
ENUGU	N2,700.45	BAYELSA	N1,694.44
KEBBI	N2,699.07	BAUCHI	N1,730.81

NATIONAL HOUSEHOLD KEROSENE PRICE WATCH - APRIL 2025

Average Kerosene Prices per litre Across Zones

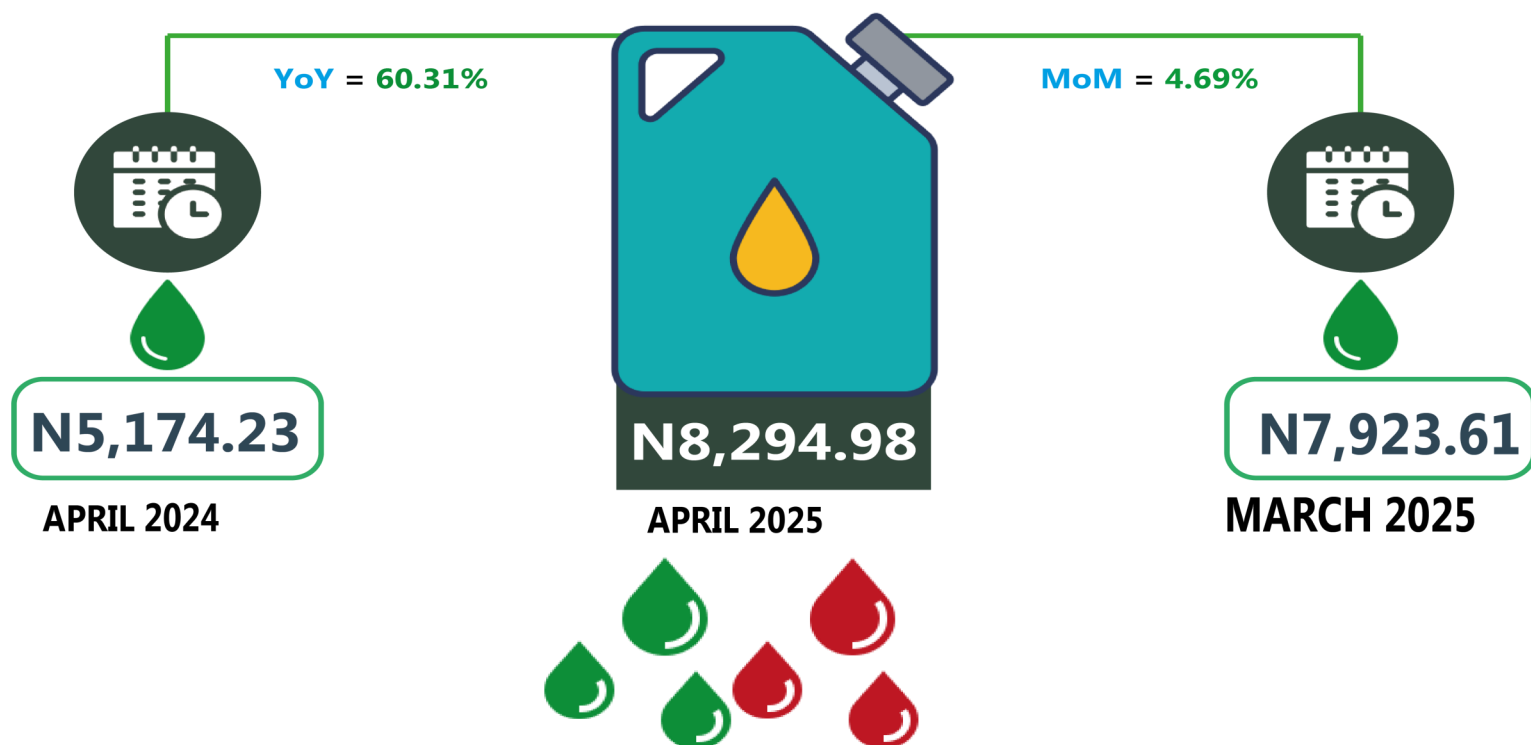


NATIONAL HOUSEHOLD KEROSENE PRICE WATCH
-APRIL 2025
12 Month Average Prices per litre



NATIONAL HOUSEHOLD KEROSENE PRICE WATCH - APRIL 2025

Average Kerosene Prices per gallon Across States



STATES WITH THE HIGHEST AVERAGE PRICES		STATES WITH THE LOWEST AVERAGE PRICES	
NIGER	N9,855.65	BAUCHI	N6,923.25
KEBBI	N9,796.27	BAYELSA	N6,977.78
IMO	N9,759.86	OYO	N7,186.58

NATIONAL HOUSEHOLD KEROSENE PRICE WATCH

- APRIL 2025

Average Kerosene Prices per gallon Across Zones



N8,296.10

NORTH CENTRAL

N8,643.56

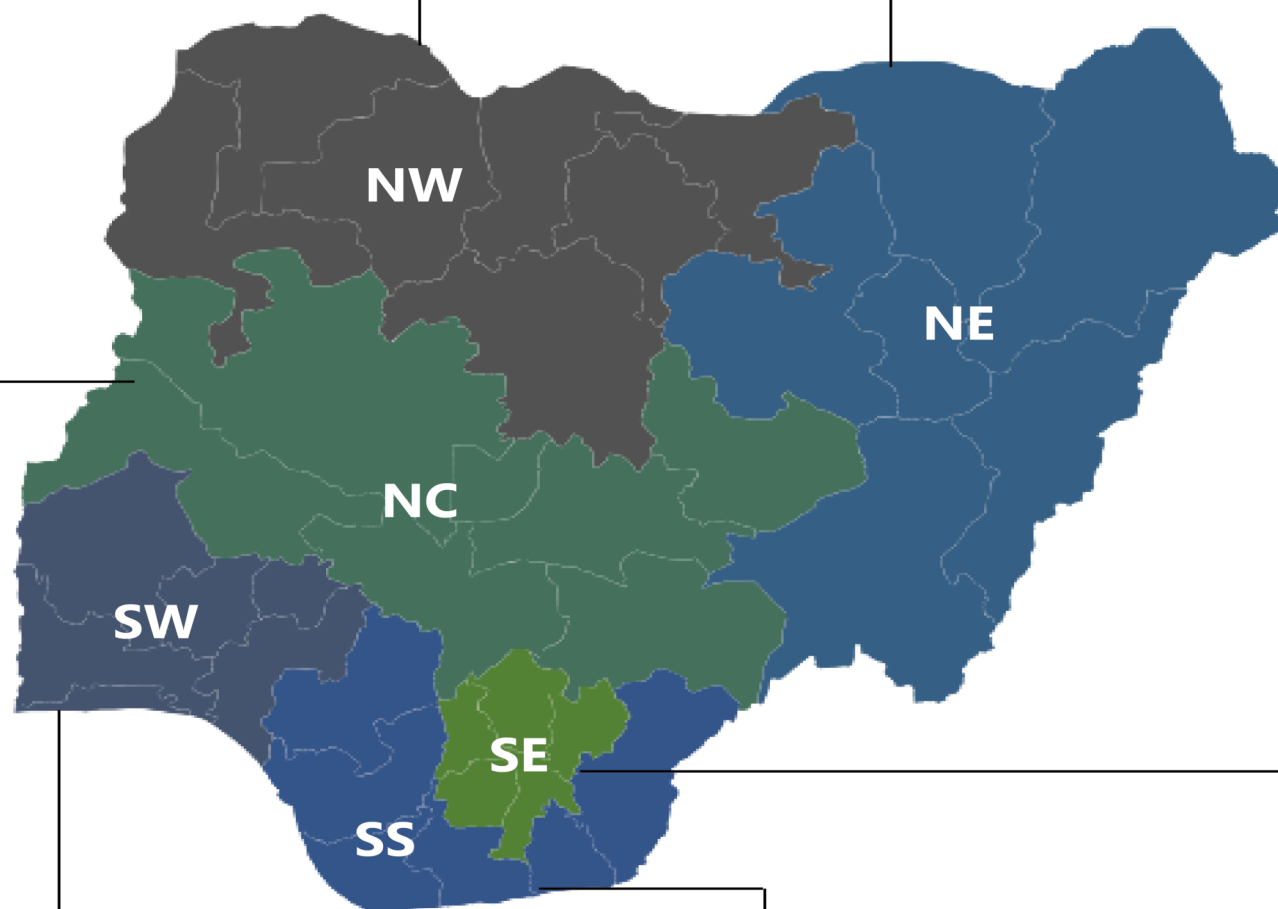
NORTH WEST

N8,088.89

NORTH EAST

N8,363.92

SOUTH EAST



N8,079.09

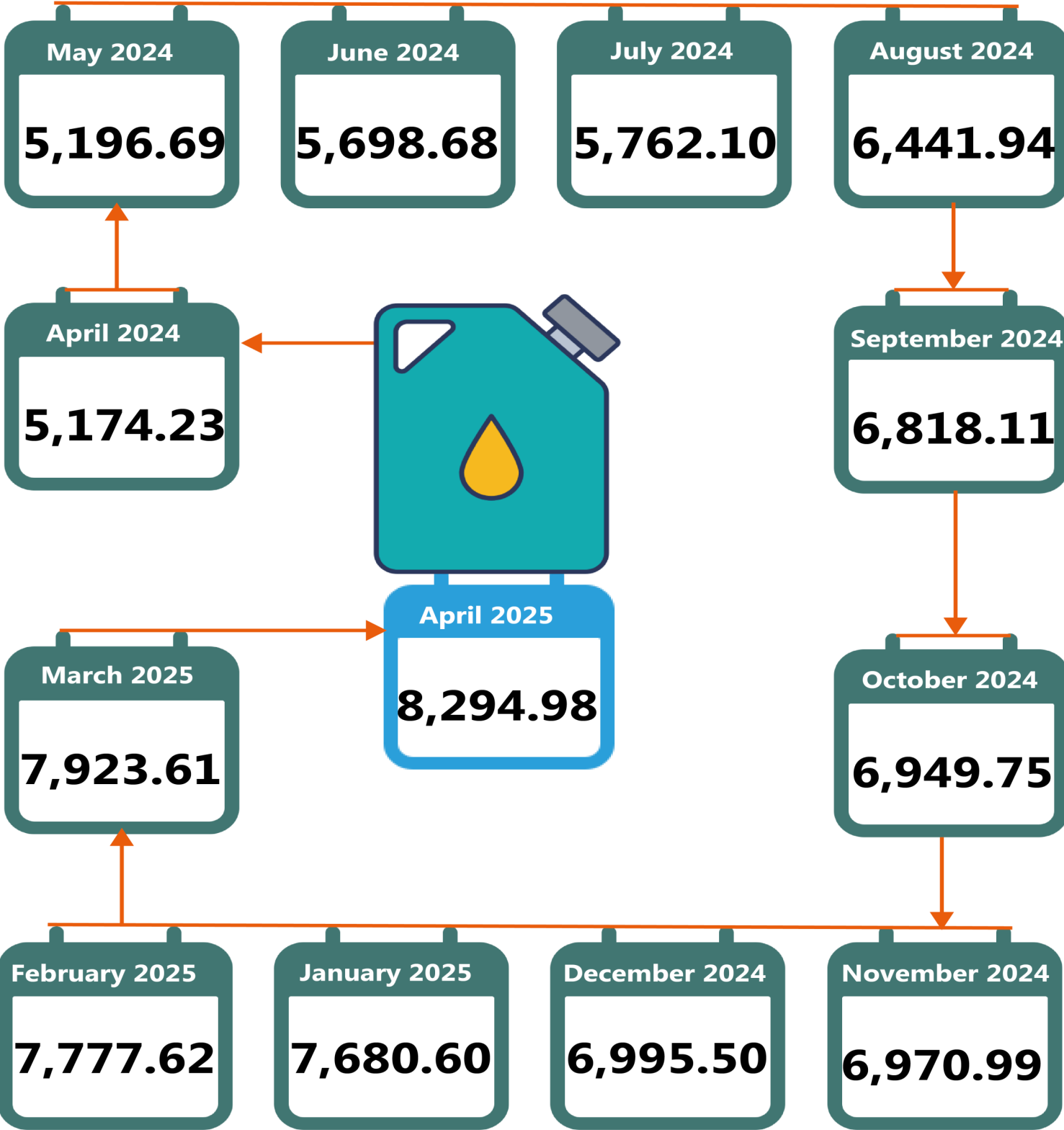
SOUTH WEST

N8,251.52

SOUTH SOUTH

NATIONAL HOUSEHOLD KEROSENE PRICE WATCH
-APRIL 2025

12 Month Average Prices per gallon



APPENDIX

LITRE					
	Average of Apr-24	Average of Mar-25	Average of Apr-25	MoM	YoY
NORTH CENTRAL	1525.27	2137.60	2156.17	0.87	41.36
Abuja	1616.67	2572.30	2542.05	-1.18	57.24
Benue	1788.47	1976.36	2217.47	12.20	23.99
Kogi	1382.14	2028.50	1925.00	-5.10	39.28
Kwara	1252.38	2180.65	2076.66	-4.77	65.82
Nasarawa	1292.16	1962.20	1804.37	-8.04	39.64
Niger	1627.27	2292.79	2463.91	7.46	51.41
Plateau	1717.78	1950.40	2063.72	5.81	20.14
NORTH EAST	1400.49	2119.51	2226.39	5.04	58.97
Adamawa	1406.89	2525.60	2550.00	0.97	81.25
Bauchi	1402.42	1889.45	1730.81	-8.40	23.42
Borno	1377.82	1828.50	2069.11	13.16	50.17
Gombe	1436.11	2262.38	2334.36	3.18	62.55
Taraba	1377.60	2047.50	2324.06	13.51	68.70
Yobe	1402.07	2163.64	2350.00	8.61	67.61
NORTH WEST	1400.55	2286.01	2364.46	3.43	68.82
Jigawa	1240.74	2394.90	2299.68	-3.98	85.35
Kaduna	1761.62	2369.82	2813.53	18.72	59.71
Kano	1317.04	1940.50	1961.68	1.09	48.95
Katsina	1222.22	2320.85	2186.81	-5.78	78.92
Kebbi	1306.67	2495.13	2699.07	8.17	106.56
Sokoto	1377.78	2452.59	2500.00	1.93	81.45
Zamfara	1577.78	2028.29	2090.47	3.07	32.49
SOUTH EAST	1391.68	2045.30	2240.98	9.57	61.03
Abia	1400.00	1535.94	1571.43	2.31	12.24
Anambra	1360.00	1667.59	1925.69	15.48	41.59
Ebonyi	1400.00	2244.55	2567.37	14.38	83.38
Enugu	1414.29	2548.29	2700.45	5.97	90.94
Imo	1384.13	2230.14	2439.97	9.41	76.28
SOUTH SOUTH	1424.89	2060.95	2300.38	11.62	61.44
Akwa Ibom	1388.89	2085.63	2348.47	12.60	69.09
Bayelsa	1261.11	1624.93	1694.44	4.28	34.36
Cross River	1716.67	1941.83	2201.80	13.39	28.26
Delta	1533.33	2205.05	2456.24	11.39	60.19
Edo	1385.71	2194.20	2503.65	14.10	80.68
Rivers	1263.64	2314.08	2597.67	12.25	105.57
SOUTH WEST	1479.24	1986.48	2019.77	1.68	36.54
Ekiti	1366.67	1828.50	1877.71	2.69	37.39
Lagos	1406.08	2095.68	2054.80	-1.95	46.14
Ogun	1550.00	2233.04	2310.45	3.47	49.06
Ondo	1638.10	1896.91	2021.05	6.54	23.38
Osun	1502.08	2127.65	2057.98	-3.27	37.01
Oyo	1412.50	1737.08	1796.64	3.43	27.20
Average	1439.64	2113.34	2219.69	5.03	54.18

GALLON					
	Average of Apr-24	Average of Mar-25	Average of Apr-25	MoM	YoY
NORTH CENTRAL	4634.60	7893.26	8296.10	5.10	79.00
Abuja	4567.50	7289.20	7368.21	1.08	61.32
Benue	4498.00	7905.45	8869.87	12.20	97.20
Kogi	4861.60	8114.00	7700.00	-5.10	58.38
Kwara	4226.40	8022.61	8306.63	3.54	96.54
Nasarawa	4890.09	7848.81	7917.49	0.88	61.91
Niger	4786.82	9071.16	9855.65	8.65	105.89
Plateau	4611.79	7001.60	8054.87	15.04	74.66
NORTH EAST	5922.63	7478.05	8088.89	8.17	36.58
Adamawa	6266.05	7102.40	7300.00	2.78	16.50
Bauchi	6000.09	7357.80	6923.25	-5.91	15.39
Borno	5450.00	7014.00	8276.42	18.00	51.86
Gombe	6066.67	8149.52	9337.45	14.58	53.91
Taraba	5632.57	8190.00	9296.23	13.51	65.04
Yobe	6120.41	7054.56	7400.00	4.90	20.91
NORTH WEST	5538.58	8572.61	8643.56	0.83	56.06
Jigawa	5125.00	9079.60	9198.72	1.31	79.49
Kaduna	5640.50	8479.28	8554.13	0.88	51.66
Kano	6862.50	8061.98	7846.71	-2.67	14.34
Katsina	5073.33	9083.40	8747.23	-3.70	72.42
Kebbi	5031.25	9180.50	9796.27	6.71	94.71
Sokoto	6012.50	8010.36	8000.00	-0.13	33.06
Zamfara	5025.00	8113.16	8361.87	3.07	66.41
SOUTH EAST	5222.28	7981.21	8363.92	4.80	60.16
Abia	5972.92	7143.76	7285.71	1.99	21.98
Anambra	5128.57	7370.37	7702.75	4.51	50.19
Ebonyi	5360.00	8278.19	8269.46	-0.11	54.28
Enugu	5009.00	8193.16	8801.80	7.43	75.72
Imo	4640.91	8920.56	9759.86	9.41	110.30
SOUTH SOUTH	4705.58	7743.80	8251.52	6.56	75.36
Akwa Ibom	4356.67	8342.50	9093.89	9.01	108.74
Bayelsa	4507.78	7199.71	6977.78	-3.08	54.79
Cross River	5300.00	7767.30	8807.21	13.39	66.17
Delta	4300.00	8020.18	9024.97	12.53	109.88
Edo	5385.71	8076.80	8214.59	1.71	52.53
Rivers	4383.33	7056.31	7390.67	4.74	68.61
SOUTH WEST	5058.94	7779.24	8079.09	3.85	59.70
Ekiti	5040.00	7314.00	7510.83	2.69	49.02
Lagos	4921.05	7382.71	8219.21	11.33	67.02
Ogun	5931.80	8932.16	9241.80	3.47	55.80
Ondo	4731.43	7587.65	8084.19	6.54	70.86
Osun	4646.67	8510.61	8231.91	-3.27	77.16
Oyo	5082.67	6948.30	7186.58	3.43	41.39
Average	5174.23	7923.61	8294.98	4.69	60.31

CONTACT



National Bureau of Statistics

Head Office

No 1, Wole Olaniyekun Street,
Formerly, Plot 762 Independence
Avenue
Off Constitution Avenue,
CBD, Abuja, F. C. T.

Mr. Ichedi S.J

Information Desk

Head, Communication & Public
Relations Department (C&PRD)
Phone: +2348037051701
sjichedi@nigerianstat.gov.ng

Moses Mathew

Statistical Information Officer

Phone: +2347069071157
matmoses@nigerianstat.gov.ng

Dr A.A. Ayo

Head Prices Division

Phone: +2348036082904
anthonyayo@nigerianstat.gov.ng



@nbs_nigeria



NBSNigeria



Nbs_nigeria

