



NATIONAL BUREAU OF STATISTICS

# National Household Kerosene Price Watch

---

(MAY 2025)

**Report Date: June 2025**

**Data Source: National Bureau of Statistics (NBS)**

# CONTENT

<b>Methodology</b>	<b>3</b>
<b>Executive Summary</b>	<b>4</b>
<b>Average Kerosene Prices per liter across States</b>	<b>5</b>
<b>Average Kerosene Prices per liter across Zones</b>	<b>6</b>
<b>12 Months Average Prices per liter</b>	<b>7</b>
<b>Average Kerosene Prices per gallon across States</b>	<b>8</b>
<b>Average Kerosene Prices per gallon across Zones</b>	<b>9</b>
<b>12 Months Average Prices per gallon</b>	<b>10</b>
<b>Appendix</b>	<b>11</b>
<b>Contact</b>	<b>13</b>

## METHODOLOGY

Fieldwork is done solely by over 700 NBS Staff in all the States of the federation, supported by supervisors whom internal and external observers monitor.

Fuel Prices are collected across all the 774 local governments across all States and the FCT from over 10,000 respondents and outlets and the estimates reflect the weights derived from estimates of household expenditures on fuel and the actual prices of liters or gallon bought by the households.

The average prices are reported for each state and the country. The NBS audit team subsequently conducts randomly selected verification of prices recorded.

## EXECUTIVE SUMMARY

The average retail price per litre of Household Kerosene (HHK) paid by consumers in May 2025 was N2,175.29, showing a decrease of 2.00% compared to N2,219.69 recorded in April 2025. On a year-on-year basis, the average retail price per litre of the product rose by 49.98% from N1,450.35 in May 2024.

On state profile analysis, the highest average price per litre in May 2025 was recorded in Kaduna with N2645.56, followed by Enugu with N2,588.85 and Rivers with N2,567.32. On the other hand, the lowest price was recorded in Abia with N1,585.00, followed by Bayelsa with N1,698.61 and Oyo with N1,731.64.

In addition, analysis by zone showed that the North West recorded the highest average retail price per litre of Household Kerosene with N2,285.60, followed by the South-South with N2,274.16, while the South-West recorded the lowest with N2,018.55.


The average retail price per gallon of Household Kerosene paid by consumers in May 2025 was N8,482.22 indicating an increase of 2.26% from N8,294.98 in April 2025. On a year-on-year basis, this increased by 63.22% from N5,196.69 in May 2024.

On state profile analysis, Ebonyi recorded the highest average retail price per gallon of Household Kerosene with N9,878.45, followed by Kebbi with N9,844.28 and Delta with N9,832.05. On the other hand, Abia recorded the lowest price with N6,340.00, followed by Bayelsa and Oyo with N6,794.44 and N6,926.56 respectively.

Analysis by zone showed that the South-South recorded the highest average retail price per gallon of Household Kerosene with N8,846.63, followed by the North-West with N8,770.97, while the South-West recorded the lowest with N8,074.20.

# NATIONAL HOUSEHOLD KEROSENE PRICE WATCH -MAY 2025

Average Kerosene Prices per litre Across States



## STATES WITH THE HIGHEST AVERAGE PRICES

**KADUNA** ↔ **N2,645.56**

**ENUGU** ↔ **N2,588.85**

**RIVERS** ↔ **N2,567.32**

## STATES WITH THE LOWEST AVERAGE PRICES

**ABIA** ↔ **N1,585.00**

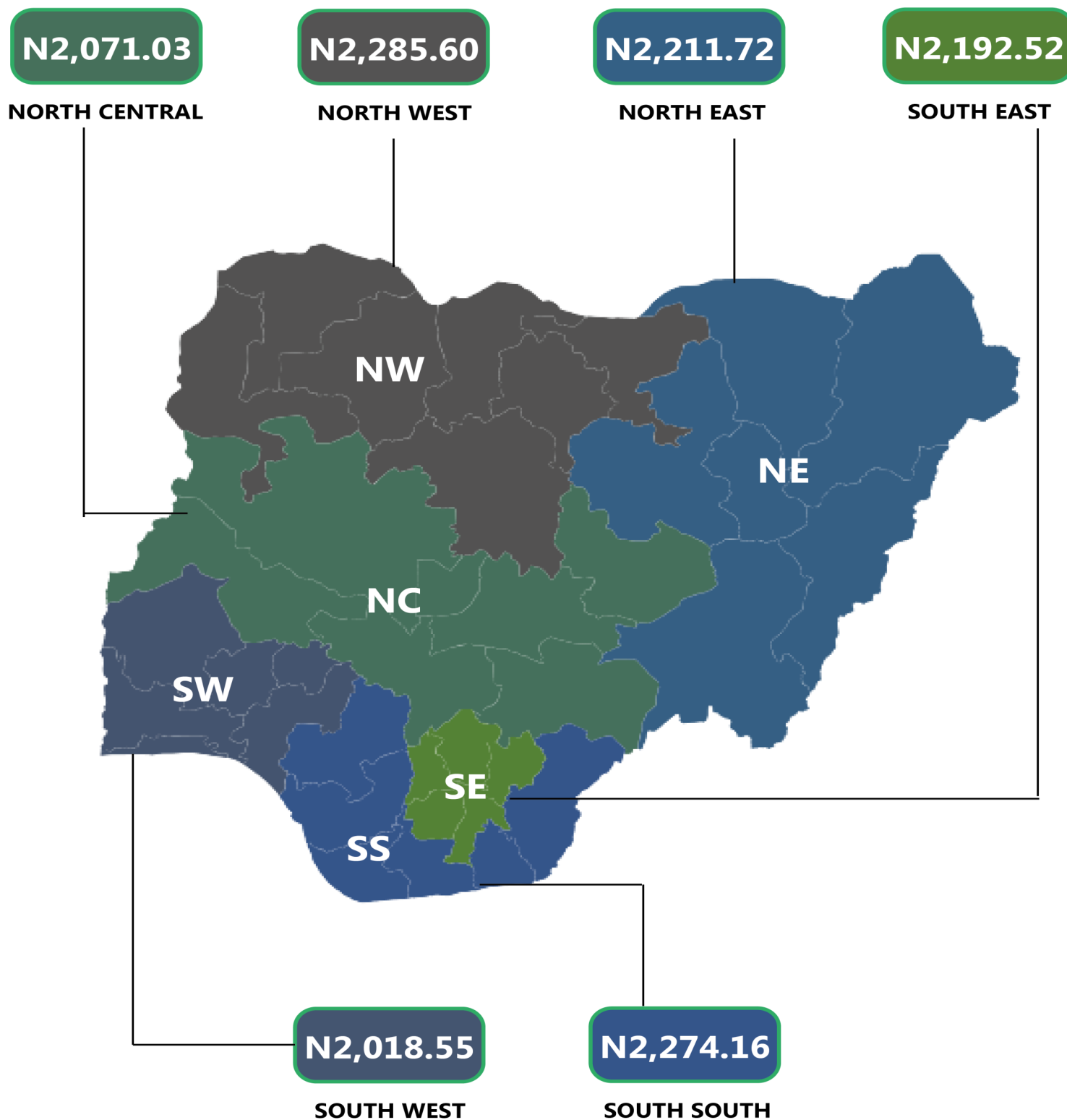
**BAYELSA** ↔ **N1,698.61**

**OYO** ↔ **N1,731.64**


# NATIONAL HOUSEHOLD KEROSENE PRICE WATCH

- MAY 2025

Average Kerosene Prices per litre Across Zones

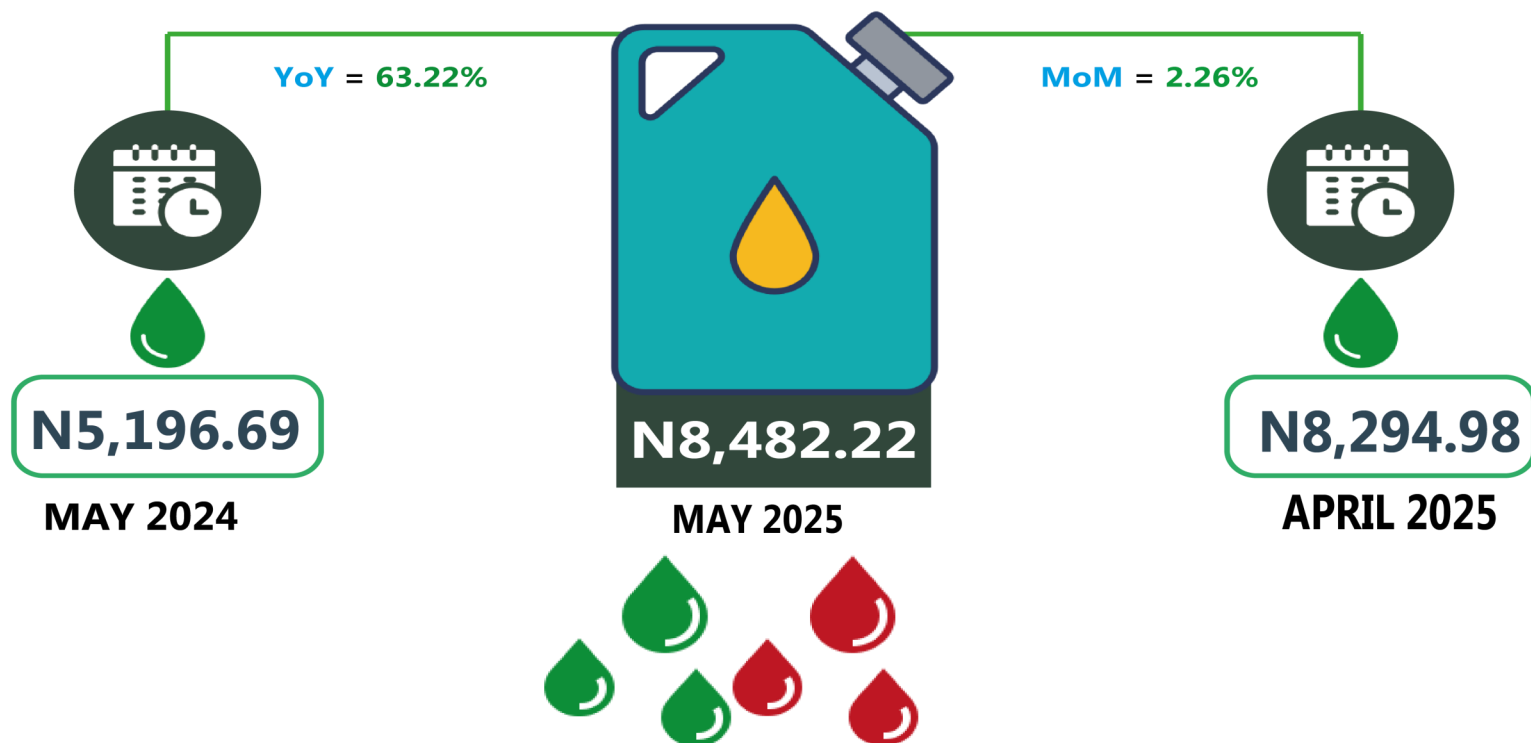


NATIONAL HOUSEHOLD KEROSENE PRICE WATCH  
-MAY 2025  
12 Month Average Prices per litre



# NATIONAL HOUSEHOLD KEROSENE PRICE WATCH - MAY 2025

Average Kerosene Prices per gallon Across States



STATES WITH THE HIGHEST AVERAGE PRICES		STATES WITH THE LOWEST AVERAGE PRICES	
EBONYI	N9,878.45	ABIA	N6,340.00
KEBBI	N9,844.28	BAYELSA	N6,794.44
DELTA	N9,832.05	OYO	N6,926.56



# NATIONAL HOUSEHOLD KEROSENE PRICE WATCH - MAY 2025

Average Kerosene Prices per gallon Across Zones



**N8,141.27**

**NORTH CENTRAL**

**N8,770.97**

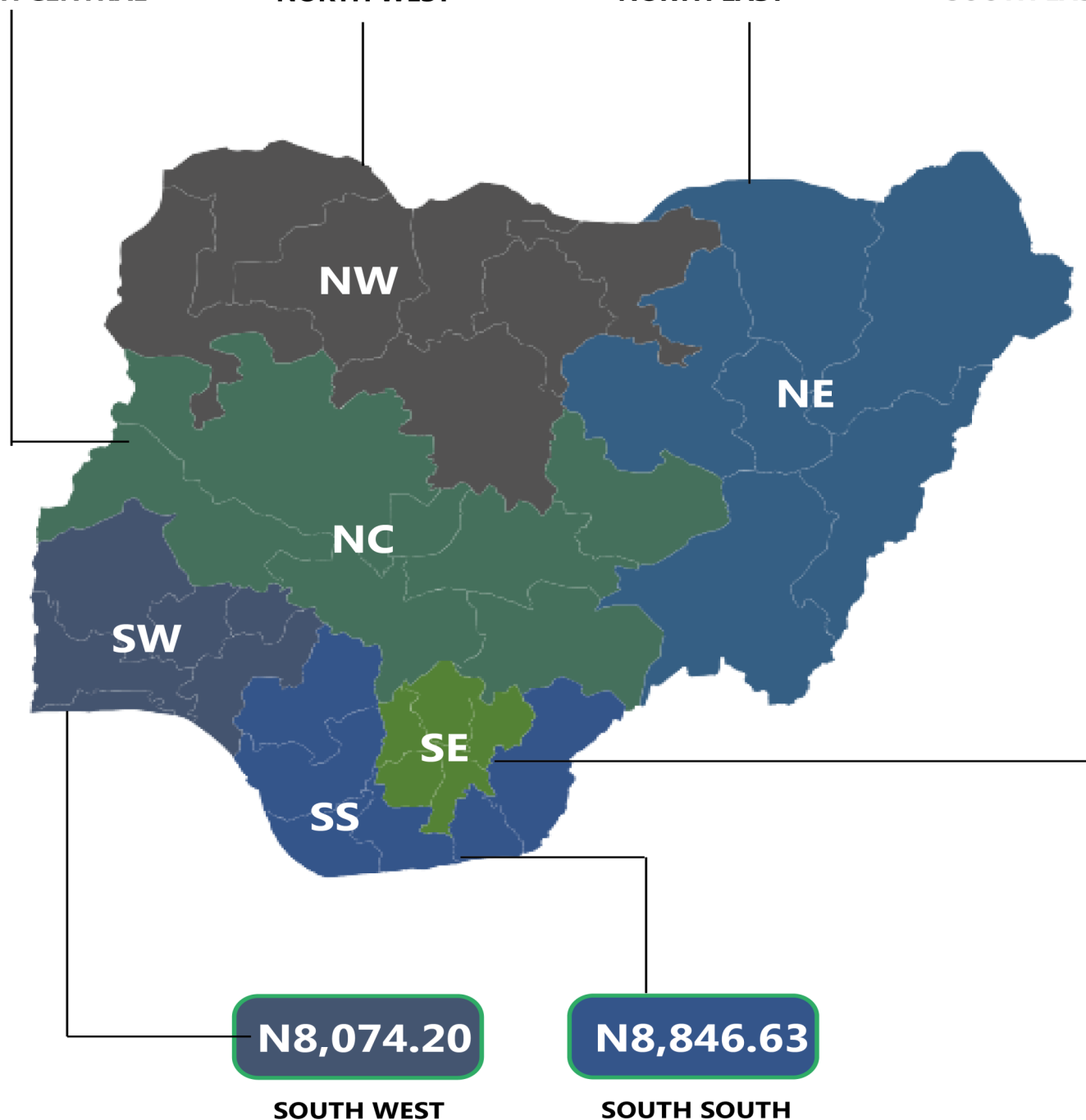
**NORTH WEST**

**N8,513.54**

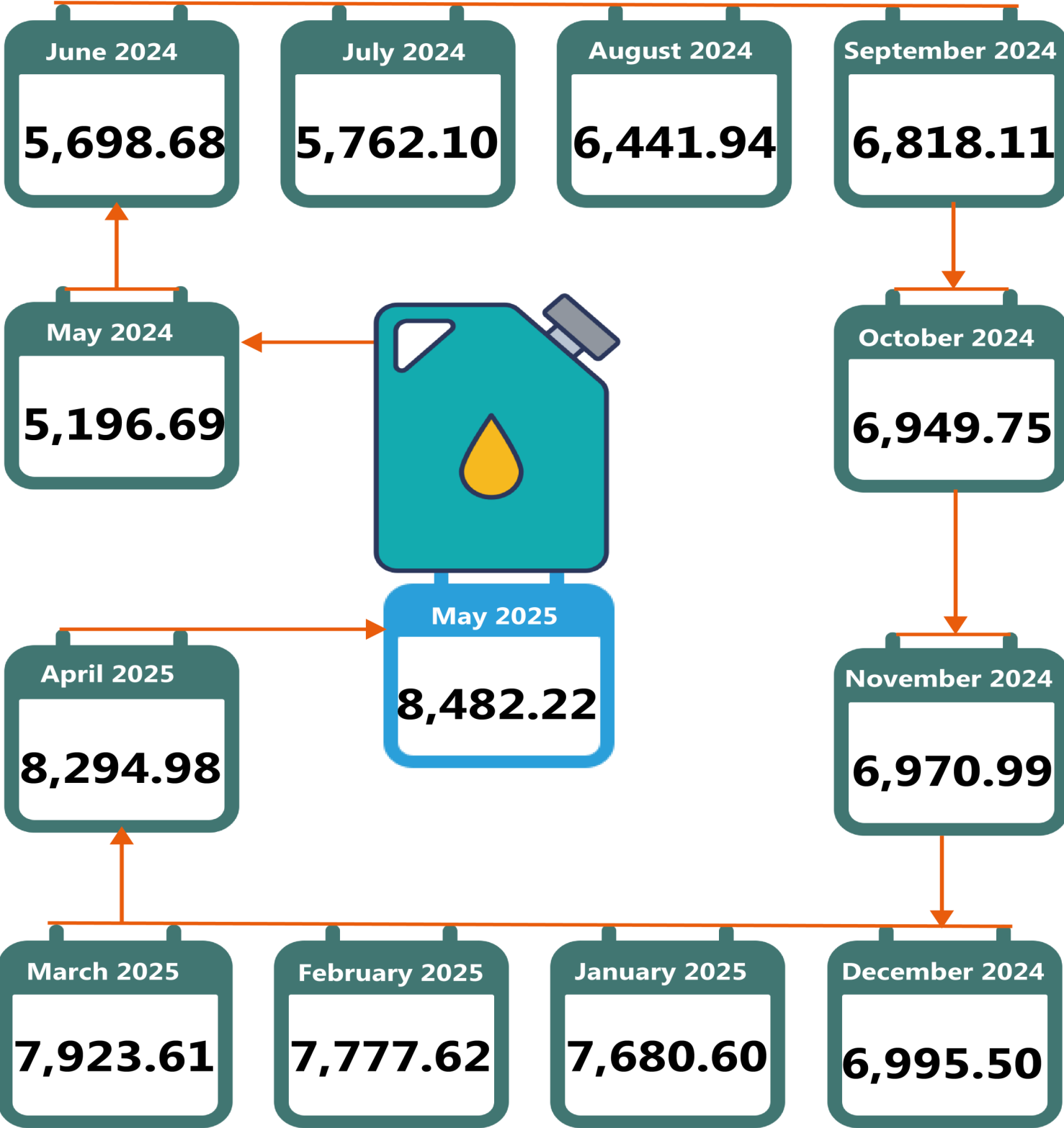
**NORTH EAST**

**N8,570.06**

**SOUTH EAST**



NATIONAL HOUSEHOLD KEROSENE PRICE WATCH  
-MAY 2025  
12 Month Average Prices per gallon



## APPENDIX

LITRE					
	Average of May-24	Average of Apr-25	Average of May-25	MoM	YoY
<b>NORTH CENTRAL</b>	<b>1534.12</b>	<b>2156.17</b>	<b>2071.03</b>	<b>-3.95</b>	<b>35.00</b>
Abuja	1620.49	2542.05	2355.11	-7.35	45.33
Benue	1790.92	2217.47	2018.16	-8.99	12.69
Kogi	1394.33	1925.00	1773.75	-7.86	27.21
Kwara	1260.07	2076.66	2059.82	-0.81	63.47
Nasarawa	1301.77	1804.37	1895.03	5.02	45.57
Niger	1650.76	2463.91	2247.79	-8.77	36.17
Plateau	1720.47	2063.72	2147.56	4.06	24.82
<b>NORTH EAST</b>	<b>1408.41</b>	<b>2226.39</b>	<b>2211.72</b>	<b>-0.66</b>	<b>57.04</b>
Adamawa	1413.29	2550.00	2502.50	-1.86	77.07
Bauchi	1410.66	1730.81	1788.65	3.34	26.80
Borno	1381.62	2069.11	2069.47	0.02	49.79
Gombe	1440.63	2334.36	2234.52	-4.28	55.11
Taraba	1392.26	2324.06	2342.67	0.80	68.26
Yobe	1411.98	2350.00	2332.50	-0.74	65.19
<b>NORTH WEST</b>	<b>1409.00</b>	<b>2364.46</b>	<b>2285.60</b>	<b>-3.34</b>	<b>62.21</b>
Jigawa	1263.91	2299.68	2244.63	-2.39	77.59
Kaduna	1769.65	2813.53	2645.56	-5.97	49.50
Kano	1325.43	1961.68	1950.93	-0.55	47.19
Katsina	1230.81	2186.81	2164.83	-1.01	75.89
Kebbi	1312.11	2699.07	2461.07	-8.82	87.57
Sokoto	1380.95	2500.00	2500.00	0.00	81.03
Zamfara	1580.17	2090.47	2032.18	-2.79	28.61
<b>SOUTH EAST</b>	<b>1412.63</b>	<b>2240.98</b>	<b>2192.52</b>	<b>-2.16</b>	<b>55.21</b>
Abia	1450.79	1571.43	1585.00	0.86	9.25
Anambra	1373.72	1925.69	2073.16	7.66	50.92
Ebonyi	1422.73	2567.37	2469.61	-3.81	73.58
Enugu	1420.21	2700.45	2588.85	-4.13	82.29
Imo	1395.70	2439.97	2245.96	-7.95	60.92
<b>SOUTH SOUTH</b>	<b>1435.65</b>	<b>2300.38</b>	<b>2274.16</b>	<b>-1.14</b>	<b>58.41</b>
Akwa Ibom	1392.47	2348.47	2102.65	-10.47	51.00
Bayelsa	1280.34	1694.44	1698.61	0.25	32.67
Cross River	1722.94	2201.80	2255.82	2.45	30.93
Delta	1545.87	2456.24	2458.01	0.07	59.01
Edo	1391.76	2503.65	2562.53	2.35	84.12
Rivers	1280.51	2597.67	2567.32	-1.17	100.49
<b>SOUTH WEST</b>	<b>1488.97</b>	<b>2019.77</b>	<b>2018.55</b>	<b>-0.06</b>	<b>35.57</b>
Ekiti	1374.81	1877.71	1804.36	-3.91	31.24
Lagos	1410.93	2054.80	2086.57	1.55	47.89
Ogun	1572.35	2310.45	2284.52	-1.12	45.29
Ondo	1644.07	2021.05	2034.20	0.65	23.73
Osun	1511.13	2057.98	2170.01	5.44	43.60
Oyo	1420.51	1796.64	1731.64	-3.62	21.90
<b>Average</b>	<b>1450.35</b>	<b>2219.69</b>	<b>2175.29</b>	<b>-2.00</b>	<b>49.98</b>

GALLON					
	Average of May-24	Average of Apr-25	Average of May-25 MoM	YoY	
<b>NORTH CENTRAL</b>	<b>4659.73</b>	<b>8296.10</b>	<b>8141.27</b>	<b>-1.87</b>	<b>74.72</b>
Abuja	4582.46	7368.21	8420.42	14.28	83.75
Benue	4510.31	8869.87	8072.64	-8.99	78.98
Kogi	4903.36	7700.00	7095.00	-7.86	44.70
Kwara	4235.42	8306.63	8239.30	-0.81	94.53
Nasarawa	4905.11	7917.49	7580.11	-4.26	54.54
Niger	4853.79	9855.65	8991.14	-8.77	85.24
Plateau	4627.70	8054.87	8590.24	6.65	85.63
<b>NORTH EAST</b>	<b>5951.06</b>	<b>8088.89</b>	<b>8513.54</b>	<b>5.25</b>	<b>43.06</b>
Adamawa	6295.63	7300.00	8010.00	9.73	27.23
Bauchi	6051.83	6923.25	7154.60	3.34	18.22
Borno	5490.45	8276.42	8277.88	0.02	50.77
Gombe	6076.76	9337.45	8938.07	-4.28	47.09
Taraba	5651.54	9296.23	9370.67	0.80	65.81
Yobe	6140.17	7400.00	9330.00	26.08	51.95
<b>NORTH WEST</b>	<b>5560.03</b>	<b>8643.56</b>	<b>8770.97</b>	<b>1.47</b>	<b>57.75</b>
Jigawa	5150.93	9198.72	8978.52	-2.39	74.31
Kaduna	5655.65	8554.13	9582.25	12.02	69.43
Kano	6900.28	7846.71	7803.71	-0.55	13.09
Katsina	5082.00	8747.23	8659.32	-1.01	70.39
Kebbi	5050.87	9796.27	9844.28	0.49	94.90
Sokoto	6025.41	8000.00	8000.00	0.00	32.77
Zamfara	5055.04	8361.87	8528.73	2.00	68.72
<b>SOUTH EAST</b>	<b>5238.39</b>	<b>8363.92</b>	<b>8570.06</b>	<b>2.46</b>	<b>63.60</b>
Abia	5984.26	7285.71	6340.00	-12.98	5.94
Anambra	5137.43	7702.75	8292.63	7.66	61.42
Ebonyi	5384.50	8269.46	9878.45	19.46	83.46
Enugu	5020.50	8801.80	9355.40	6.29	86.34
Imo	4665.27	9759.86	8983.84	-7.95	92.57
<b>SOUTH SOUTH</b>	<b>4720.63</b>	<b>8251.52</b>	<b>8846.63</b>	<b>7.21</b>	<b>87.40</b>
Akwa Ibom	4362.81	9093.89	8910.59	-2.02	104.24
Bayelsa	4518.53	6977.78	6794.44	-2.63	50.37
Cross River	5321.24	8807.21	9023.29	2.45	69.57
Delta	4320.39	9024.97	9832.05	8.94	127.57
Edo	5400.50	8214.59	9250.12	12.61	71.28
Rivers	4400.30	7390.67	9269.27	25.42	110.65
<b>SOUTH WEST</b>	<b>5086.17</b>	<b>8079.09</b>	<b>8074.20</b>	<b>-0.06</b>	<b>58.75</b>
Ekiti	5065.07	7510.83	7217.46	-3.91	42.49
Lagos	4950.27	8219.21	8346.28	1.55	68.60
Ogun	5950.85	9241.80	9138.07	-1.12	53.56
Ondo	4800.03	8084.19	8136.82	0.65	69.52
Osun	4650.62	8231.91	8680.03	5.44	86.64
Oyo	5100.18	7186.58	6926.56	-3.62	35.81
<b>Average</b>	<b>5196.69</b>	<b>8294.98</b>	<b>8482.22</b>	<b>2.26</b>	<b>63.22</b>

## CONTACT



### National Bureau of Statistics

Head Office

No 1, Wole Olaniyekun Street,  
Formerly, Plot 762 Independence  
Avenue  
Off Constitution Avenue,  
CBD, Abuja, F. C. T.

### Mr. Ichedi S.J

Information Desk

Head, Communication & Public  
Relations Department (C&PRD)  
Phone: +2348037051701  
sjichedi@nigerianstat.gov.ng

### Moses Mathew

Statistical Information Officer

Phone: +2347069071157  
matmoses@nigerianstat.gov.ng

### Dr A.A. Ayo

Head Prices Division

Phone: +2348036082904  
anthonyayo@nigerianstat.gov.ng



@nbs\_nigeria



NBSNigeria



Nbs\_nigeria

