



NATIONAL BUREAU OF STATISTICS

National Household Kerosene Price Watch

(JANUARY 2026)

Report Date: February 2026

Data Source: National Bureau of Statistics (NBS)

CONTENT

Methodology	3
Executive Summary	4
Average Kerosene Prices per liter across States	5
Average Kerosene Prices per liter across Zones	6
12 Months Average Prices per liter	7
Average Kerosene Prices per gallon across States	8
Average Kerosene Prices per gallon across Zones	9
12 Months Average Prices per gallon	10
Appendix	11
Contact	13

METHODOLOGY

Fieldwork is done solely by over 700 NBS Staff in all the States of the federation, supported by supervisors whom internal and external observers monitor.

Fuel Prices are collected across all the 774 local governments across all States and the FCT from over 10,000 respondents and outlets and the estimates reflect the weights derived from estimates of household expenditures on fuel and the actual prices of liters or gallon bought by the households.

The average prices are reported for each state and the country. The NBS audit team subsequently conducts randomly selected verification of prices recorded.

EXECUTIVE SUMMARY

The average retail price per litre of Household Kerosene (HHK) paid by consumers in January 2026 was **₦2,315.78**, showing a decrease of 11.11% compared to **₦2,605.26** recorded in December 2025. On a year-on-year basis, the average retail price per litre of the product increased by 11.95% from **₦2,068.55** in January 2025.

On state profile analysis, the highest average price per litre in January 2026 was recorded in Delta with **₦2,804.23**, followed by Gombe with **₦2,650.00** and Kwara with **₦2,631.16**. On the other hand, the lowest price was recorded in Bauchi with **₦1,954.08**, followed by Abuja with **₦1,981.63** and Kogi with **₦1,982.02**.

In addition, analysis by zone showed that the North-East recorded the highest average retail price per litre of Household Kerosene with **₦2,449.85**, followed by the South-South with **₦2,370.32**, while the South-East recorded the lowest with **₦2,236.15**.


The average retail price per gallon of Household Kerosene paid by consumers in January 2026 was **₦10,421.02** indicating an increase of 4.95% from **₦9,929.21** in December 2025. On a year-on-year basis, this increased by 35.68% from **₦7,680.60** in January 2025.

On state profile analysis, Delta recorded the highest average retail price per gallon of Household Kerosene with **₦12,619.05**, followed by Gombe with **₦11,925.00** and Kwara with **₦11,840.23**. On the other hand, Bauchi recorded the lowest price with **₦8,793.37**, followed by Abuja and Kogi with **₦8,917.32** and **₦8,919.09** respectively.

Analysis by zone showed that the North East recorded the highest average retail price per gallon of Household Kerosene with **₦11,024.32**, followed by the South South with **₦10,666.42**, while the South-East recorded the lowest with **₦10,062.66**.

NATIONAL HOUSEHOLD KEROSENE PRICE WATCH -JANUARY 2026

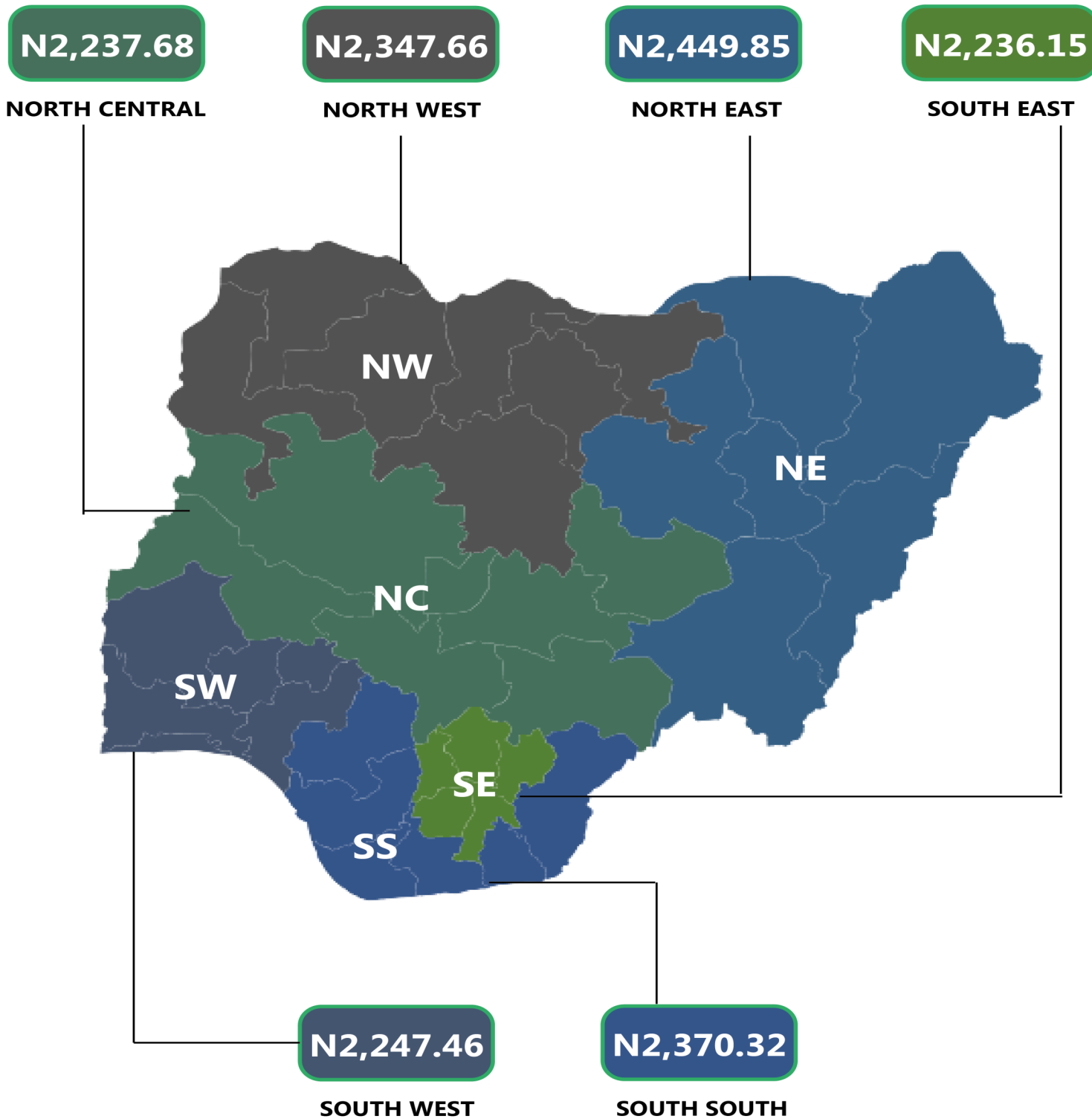
Average Kerosene Prices per litre Across States



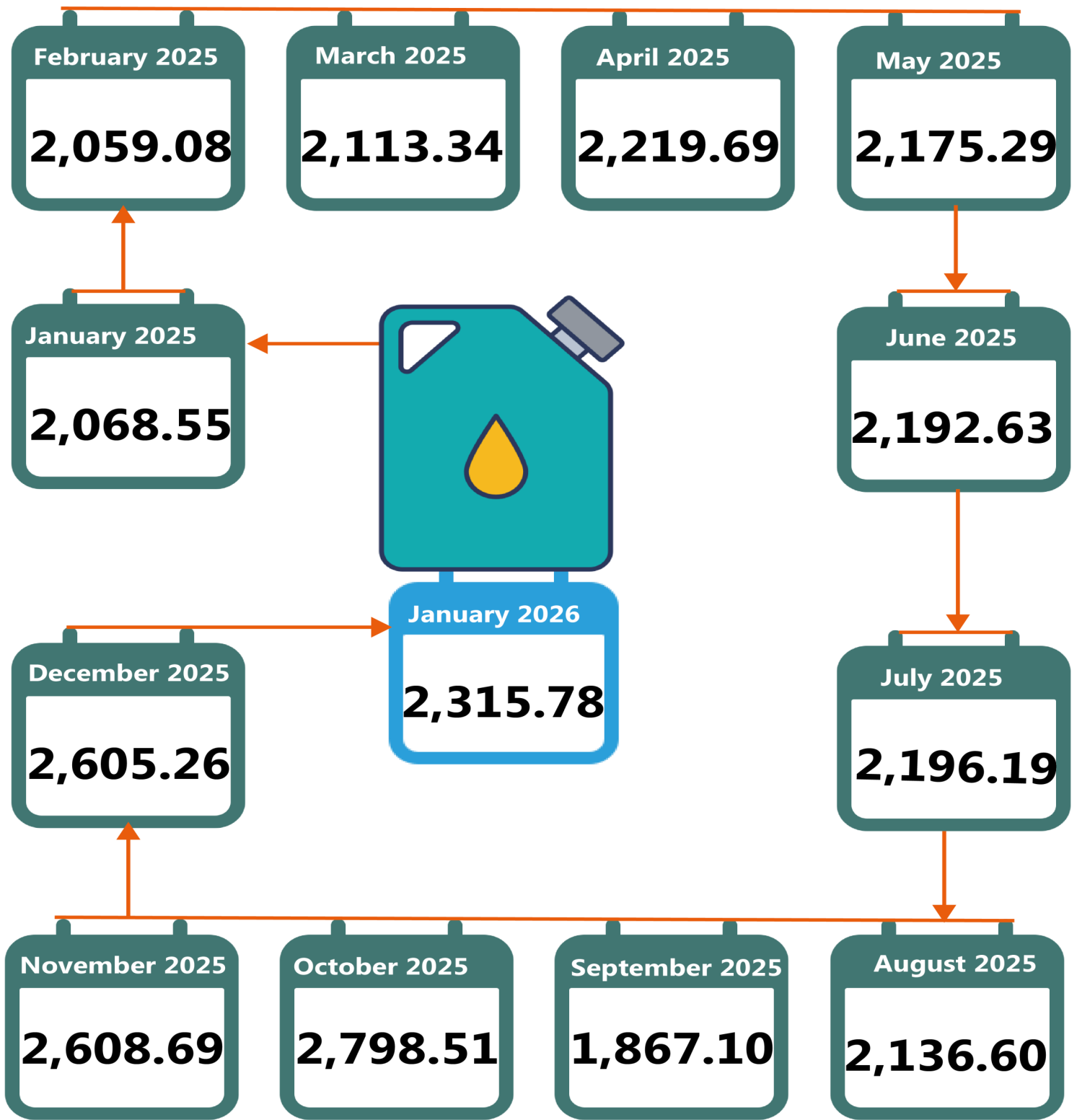
STATES WITH THE HIGHEST AVERAGE PRICES		STATES WITH THE LOWEST AVERAGE PRICES	
DELTA	N2,804.23	BAUCHI	N1,954.08
GOMBE	N2,650.00	FCT	N1,981.63
KWARA	N2,631.16	KOGI	N1,982.02

NATIONAL HOUSEHOLD KEROSENE PRICE WATCH - JANUARY 2026

Average Kerosene Prices per litre Across Zones




NATIONAL HOUSEHOLD KEROSENE PRICE WATCH
-JANUARY 2026
12 Month Average Prices per litre



NATIONAL HOUSEHOLD KEROSENE PRICE WATCH -JANUARY 2026

Average Kerosene Prices per gallon Across States



STATES WITH THE HIGHEST AVERAGE PRICES		STATES WITH THE LOWEST AVERAGE PRICES	
DELTA	↔ N12,619.05	BAUCHI	↔ N8,793.37
GOMBE	↔ N11,925.00	FCT	↔ N8,917.32
KWARA	↔ N11,840.23	KOGI	↔ N8,919.09

NATIONAL HOUSEHOLD KEROSENE PRICE WATCH -JANUARY 2026

Average Kerosene Prices per gallon Across Zones



N10,069.58

NORTH CENTRAL

N10,564.49

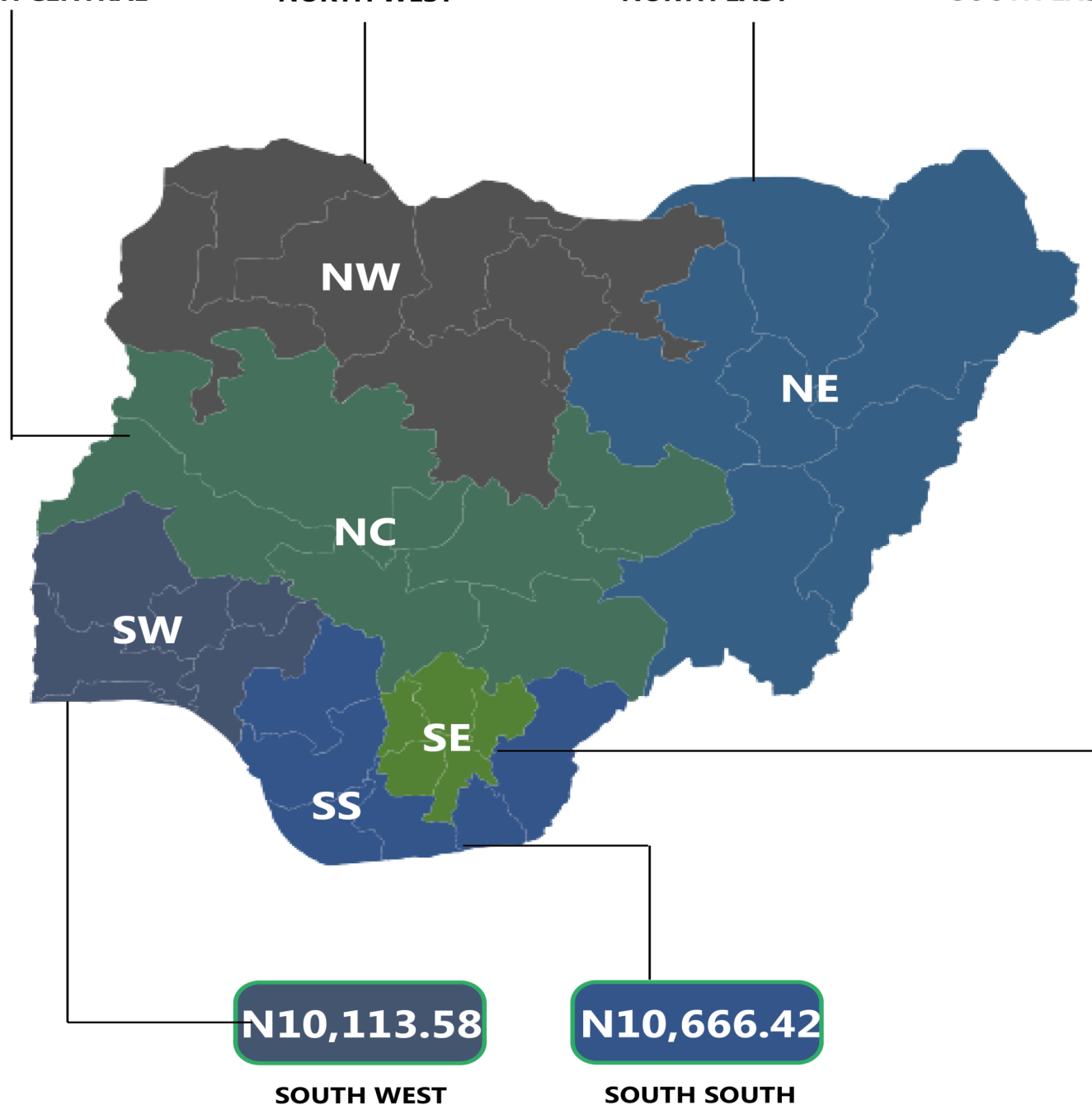
NORTH WEST

N11,024.32

NORTH EAST

N10,062.66


SOUTH EAST



NATIONAL HOUSEHOLD KEROSENE PRICE WATCH

-JANUARY 2026

12 Month Average Prices per gallon



APPENDIX

LITRE					
	Average of Jan-25	Average of Dec-25	Average of Jan-26	MoM	YoY
NORTH CENTRAL	2177.76	2561.81	2237.68	-12.65	2.75
Abuja	2844.67	2169.35	1981.63	-8.65	-30.34
Benue	1970.00	2685.57	2171.13	-19.16	10.21
Kogi	2150.00	2080.00	1982.02	-4.71	-7.81
Kwara	2182.19	2886.21	2631.16	-8.84	20.57
Nasarawa	1884.34	2729.58	2367.46	-13.27	25.64
Niger	2026.42	2933.92	2501.20	-14.75	23.43
Plateau	2186.72	2448.03	2029.19	-17.11	-7.20
NORTH EAST	1944.83	2751.52	2449.85	-10.96	25.97
Adamawa	2300.00	2968.03	2606.09	-12.19	13.31
Bauchi	1700.00	2095.09	1954.08	-6.73	14.95
Borno	1550.00	2656.04	2355.63	-11.31	51.98
Gombe	2040.00	2938.06	2650.00	-9.80	29.90
Taraba	2100.00	2950.55	2575.00	-12.73	22.62
Yobe	1979.00	2901.35	2558.30	-11.82	29.27
NORTH WEST	2218.58	2663.55	2347.66	-11.86	5.82
Jigawa	2125.00	2483.79	2250.00	-9.41	5.88
Kaduna	2550.00	2895.80	2572.32	-11.17	0.88
Kano	2145.00	2641.82	2360.56	-10.65	10.05
Katsina	2050.00	2611.42	2330.00	-10.78	13.66
Kebbi	2100.00	2920.45	2487.50	-14.82	18.45
Sokoto	2450.09	2674.32	2218.78	-17.03	-9.44
Zamfara	2110.00	2417.22	2214.49	-8.39	4.95
SOUTH EAST	1976.48	2413.70	2236.15	-7.36	13.14
Abia	1780.00	2217.02	2185.77	-1.41	22.80
Anambra	1765.00	2333.55	2195.12	-5.93	24.37
Ebonyi	2160.00	2536.59	2316.21	-8.69	7.23
Enugu	2047.38	2391.20	2112.45	-11.66	3.18
Imo	2130.00	2590.12	2371.17	-8.45	11.32
SOUTH SOUTH	1977.45	2569.85	2370.32	-7.76	19.87
Akwa Ibom	2100.00	2839.29	2543.45	-10.42	21.12
Bayelsa	1600.00	2198.72	2183.66	-0.68	36.48
Cross River	1954.17	2637.51	2075.51	-21.31	6.21
Delta	2055.00	2915.74	2804.23	-3.82	36.46
Edo	2111.11	2608.59	2420.67	-7.20	14.66
Rivers	2044.44	2219.23	2194.38	-1.12	7.33
SOUTH WEST	2057.67	2636.72	2247.46	-14.76	9.22
Ekiti	1750.00	2447.31	2051.90	-16.16	17.25
Lagos	2137.14	2354.76	2076.02	-11.84	-2.86
Ogun	2190.00	2659.23	2345.99	-11.78	7.12
Ondo	1972.86	2714.28	2324.22	-14.37	17.81
Osun	2146.00	2982.30	2408.30	-19.25	12.22
Oyo	2150.00	2662.44	2278.33	-14.43	5.97
Average	2068.55	2605.26	2315.78	-11.11	11.95

GALLON					
	Average of Jan-25	Average of Dec-25	Average of Jan-26	MoM	YoY
NORTH CENTRAL	7902.07	9798.19	10069.58	2.77	27.43
Abuja	7351.00	9388.12	8917.32	-5.01	21.31
Benue	8415.00	9654.73	9770.09	1.19	16.10
Kogi	7875.00	8965.43	8919.09	-0.52	13.26
Kwara	7819.84	9278.07	11840.23	27.62	51.41
Nasarawa	8479.52	10568.09	10653.57	0.81	25.64
Niger	8668.91	10565.59	11255.38	6.53	29.84
Plateau	6705.26	10167.32	9131.36	-10.19	36.18
NORTH EAST	7039.25	10037.98	11024.32	9.83	56.61
Adamawa	6350.00	10326.94	11727.40	13.56	84.68
Bauchi	7200.00	9221.57	8793.37	-4.64	22.13
Borno	6750.00	9835.31	10600.33	7.78	57.04
Gombe	7980.00	9918.53	11925.00	20.23	49.44
Taraba	7450.00	10592.73	11587.50	9.39	55.54
Yobe	6505.50	10332.81	11512.34	11.42	76.96
NORTH WEST	8197.20	10102.76	10564.49	4.57	28.88
Jigawa	8562.50	10296.15	10125.00	-1.66	18.25
Kaduna	8325.00	9946.36	11575.46	16.38	39.04
Kano	8152.50	10131.28	10622.50	4.85	30.30
Katsina	8940.00	10539.99	10485.00	-0.52	17.28
Kebbi	8400.00	10130.06	11193.75	10.50	33.26
Sokoto	7505.41	10395.51	9984.50	-3.95	33.03
Zamfara	7495.00	9280.00	9965.21	7.38	32.96
SOUTH EAST	7974.14	9765.55	10062.66	3.04	26.19
Abia	8010.00	9438.06	9835.97	4.22	22.80
Anambra	7942.50	9268.74	9878.05	6.57	24.37
Ebonyi	7820.00	10053.52	10422.96	3.67	33.29
Enugu	7913.20	9760.12	9506.04	-2.60	20.13
Imo	8185.00	10307.30	10670.28	3.52	30.36
SOUTH SOUTH	7191.88	10081.19	10666.42	5.81	48.31
Akwa Ibom	8100.00	10283.22	11445.53	11.30	41.30
Bayelsa	6750.00	9205.10	9826.46	6.75	45.58
Cross River	6993.75	10101.74	9339.78	-7.54	33.54
Delta	7447.50	10137.53	12619.05	24.48	69.44
Edo	7500.00	10499.97	10893.00	3.74	45.24
Rivers	6360.00	10259.56	9874.69	-3.75	55.26
SOUTH WEST	7705.00	9755.21	10113.58	3.67	31.26
Ekiti	7650.00	9399.48	9233.57	-1.77	20.70
Lagos	6617.14	9693.25	9342.11	-3.62	41.18
Ogun	8280.00	10460.27	10556.95	0.92	27.50
Ondo	7707.86	9869.18	10459.01	5.98	35.69
Osun	8550.00	9241.65	10837.36	17.27	26.75
Oyo	7425.00	9867.42	10252.50	3.90	38.08
Average	7680.60	9929.21	10421.02	4.95	35.68

CONTACT



National Bureau of Statistics

Head Office
No. 1, Wole Olanipekun Street,
Formerly, Plot 762, Independence Avenue,
Off Constitution Avenue,
CBD, Abuja, F.C.T.

Bonaventure Nwosu

Information Desk
Head, Communication and Public Relations
Department (C&PRD)
Phone +2348033109882
bnwosu@nigerianstat.gov.ng

Moses Mathew

Statistical Information Officer
Department (C&PRD)
Phone +2347069071157
matmoses@nigerianstat.gov.ng



@nbs_nigeria



NBSNIGERIA



Nbs_nigeria

