



NATIONAL BUREAU OF STATISTICS

National Household Kerosene Price Watch

(MARCH 2026)

Report Date: May 2026

Data Source: National Bureau of Statistics (NBS)

CONTENT

Methodology	3
Executive Summary	4
Average Kerosene Prices per liter across States	5
Average Kerosene Prices per liter across Zones	6
12 Months Average Prices per liter	7
Average Kerosene Prices per gallon across States	8
Average Kerosene Prices per gallon across Zones	9
12 Months Average Prices per gallon	10
Appendix	11
Contact	13

METHODOLOGY

Fieldwork is done solely by over 700 NBS Staff in all the States of the federation, supported by supervisors whom internal and external observers monitor.

Fuel Prices are collected across all the 774 local governments across all States and the FCT from over 10,000 respondents and outlets and the estimates reflect the weights derived from estimates of household expenditures on fuel and the actual prices of liters or gallon bought by the households.

The average prices are reported for each state and the country. The NBS audit team subsequently conducts randomly selected verification of prices recorded.

EXECUTIVE SUMMARY

The average retail price per litre of Household Kerosene (HHK) paid by consumers in March 2026 was ₦2,430.38, showing an increase of 5.65% compared to ₦2,300.46 recorded in February 2026. On a year-on-year basis, the average retail price per litre of the product increased by 15.00% from ₦2,113.34 in March 2025.

On state profile analysis, the highest average price per litre in March 2026 was recorded in Kebbi with ₦3,433.99, followed by Sokoto with ₦3,415.06, and Niger with ₦3,087.40. On the other hand, the lowest price was recorded in Bayelsa with ₦1,346.52, followed by Kwara with ₦1,840.30, and Yobe with ₦1,897.02.

In addition, analysis by zone showed that the North-West recorded the highest average retail price per litre of Household Kerosene with ₦2,788.53, followed by the North-East with ₦2,546.72, while the South-East recorded the lowest with ₦2,123.84.


The average retail price per gallon of Household Kerosene paid by consumers in March 2026 was ₦10,936.71 indicating an increase of 5.65% from ₦10,352.09 in February 2026. On a year-on-year basis, this increased by 38.03% from ₦7,923.61 in March 2025.

On state profile analysis, Kebbi recorded the highest average retail price per gallon of Household Kerosene with ₦15,452.94, followed by Sokoto with ₦15,367.77, and Niger with ₦13,893.28. On the other hand, Bayelsa recorded the lowest price with ₦6,059.36, followed by Kwara and Yobe with ₦8,281.33 and ₦8,536.58 respectively.

Analysis by zone showed that the North-West recorded the highest average retail price per gallon of Household Kerosene with ₦12,548.37, followed by the North-East with ₦11,460.25, while the South-East recorded the lowest with ₦9,557.29.

NATIONAL HOUSEHOLD KEROSENE PRICE WATCH -MARCH 2026

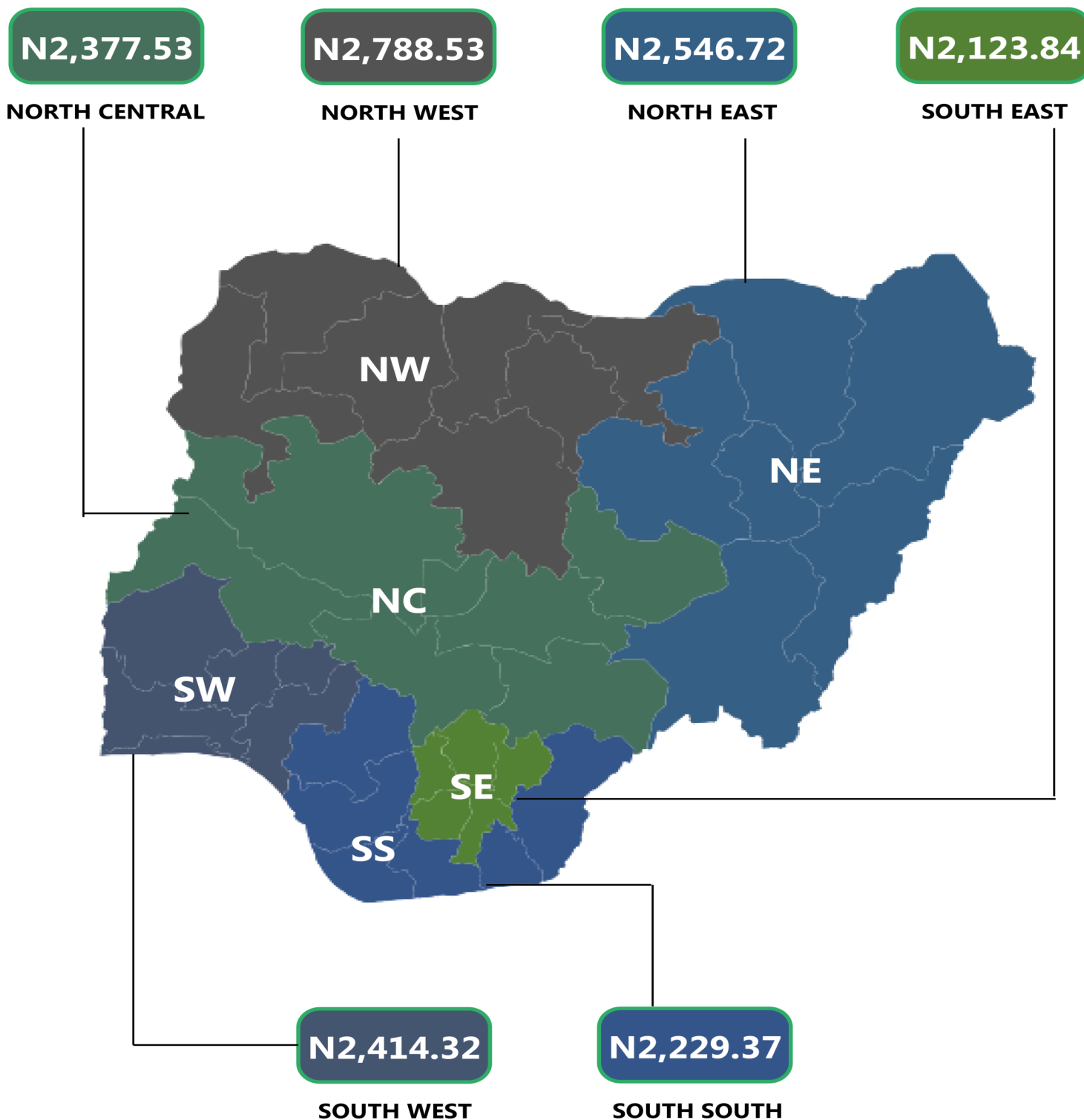
Average Kerosene Prices per litre Across States



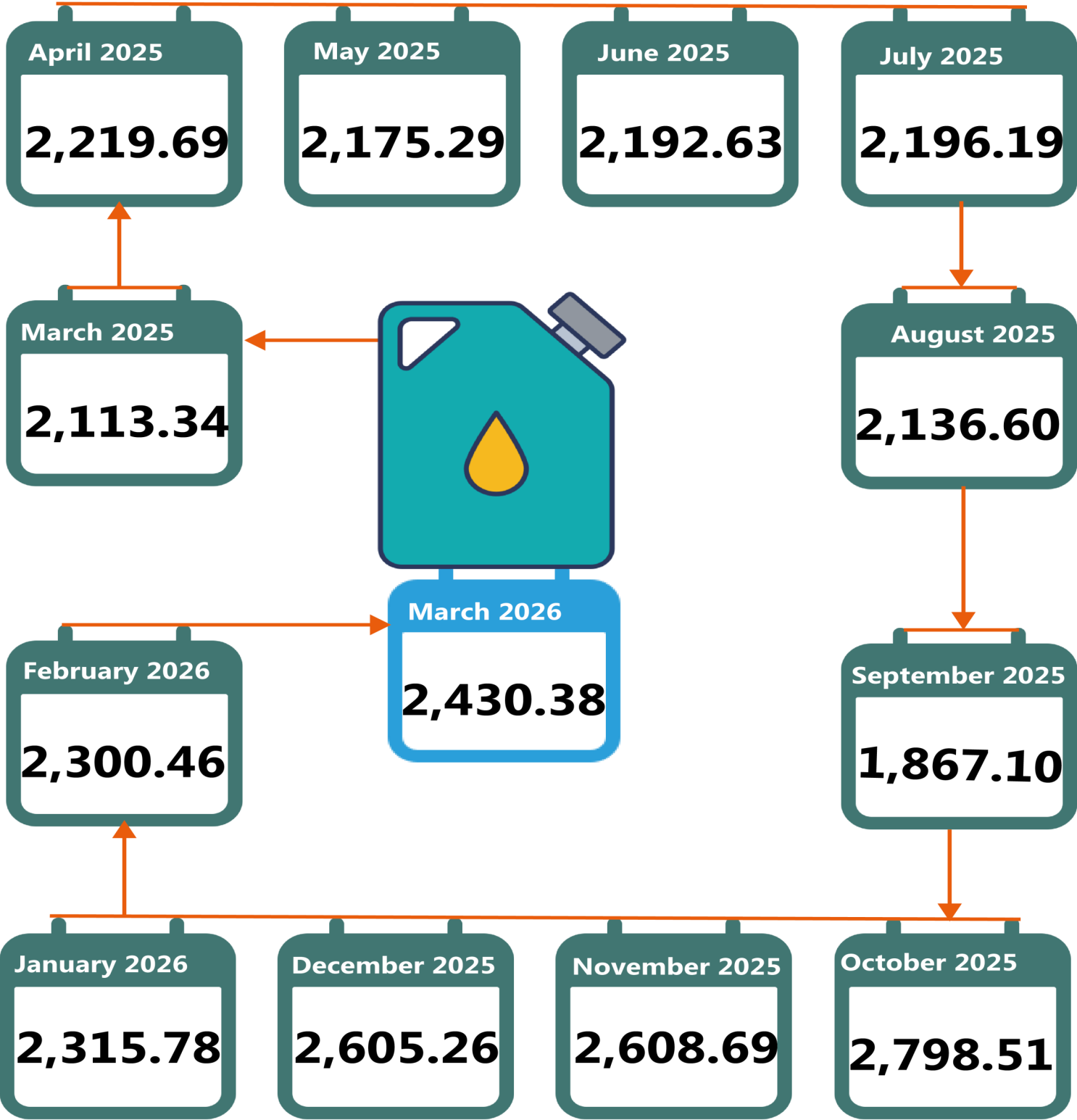
STATES WITH THE HIGHEST AVERAGE PRICES		STATES WITH THE LOWEST AVERAGE PRICES			
KEBBI	↔	N3,433.99	BAYELSA	↔	N1,346.52
SOKOTO	↔	N3,415.06	KWARA	↔	N1,840.30
NIGER	↔	N3,087.40	YOBE	↔	N1,897.02

NATIONAL HOUSEHOLD KEROSENE PRICE WATCH - MARCH 2026

Average Kerosene Prices per litre Across Zones





NATIONAL HOUSEHOLD KEROSENE PRICE WATCH
-MARCH 2026
12 Month Average Prices per litre



NATIONAL HOUSEHOLD KEROSENE PRICE WATCH -MARCH 2026

Average Kerosene Prices per gallon Across States



NATIONAL HOUSEHOLD KEROSENE PRICE WATCH -MARCH 2026

Average Kerosene Prices per gallon Across Zones



N10,698.89

NORTH CENTRAL

N12,548.37

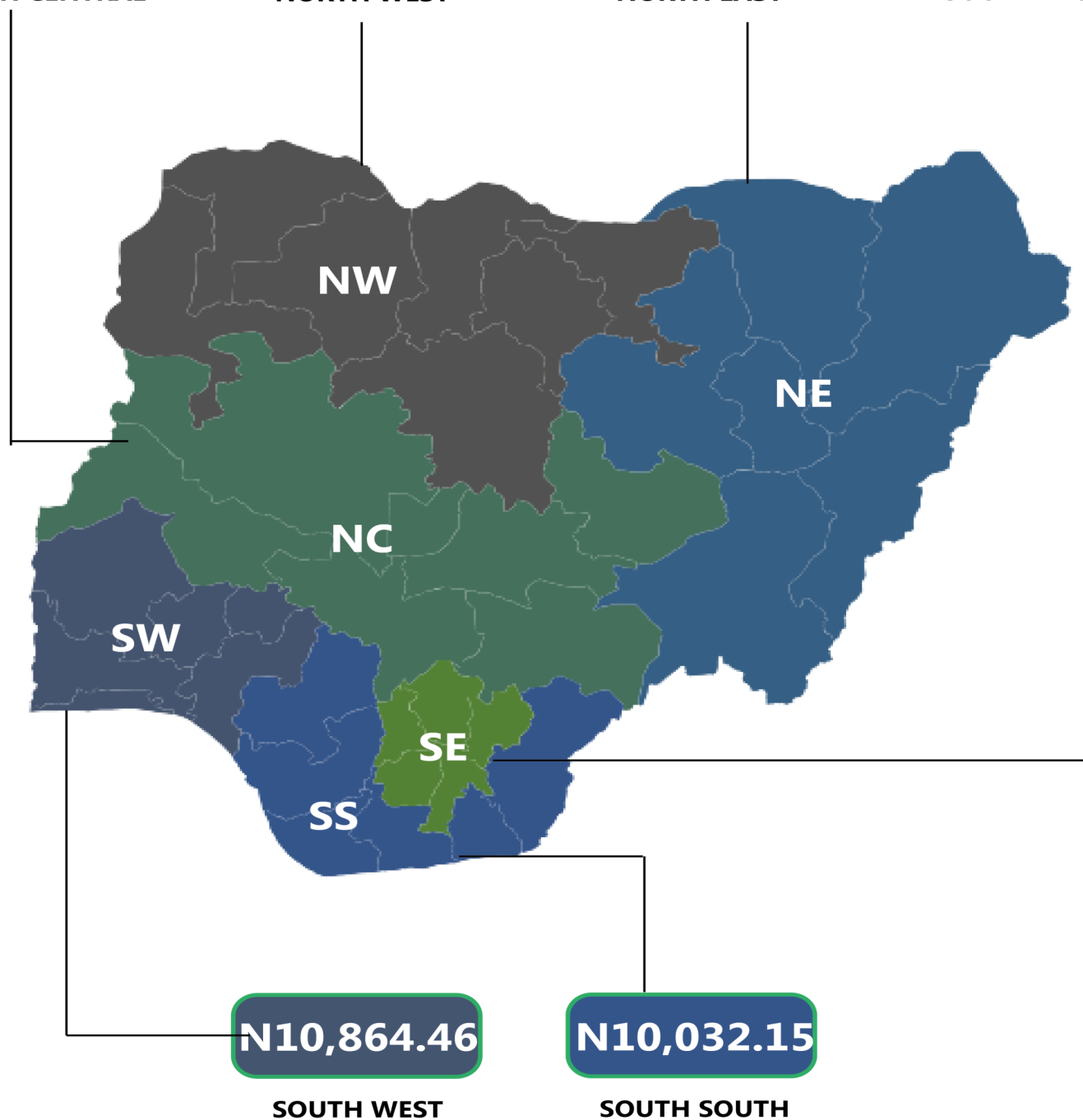
NORTH WEST

N11,460.25

NORTH EAST

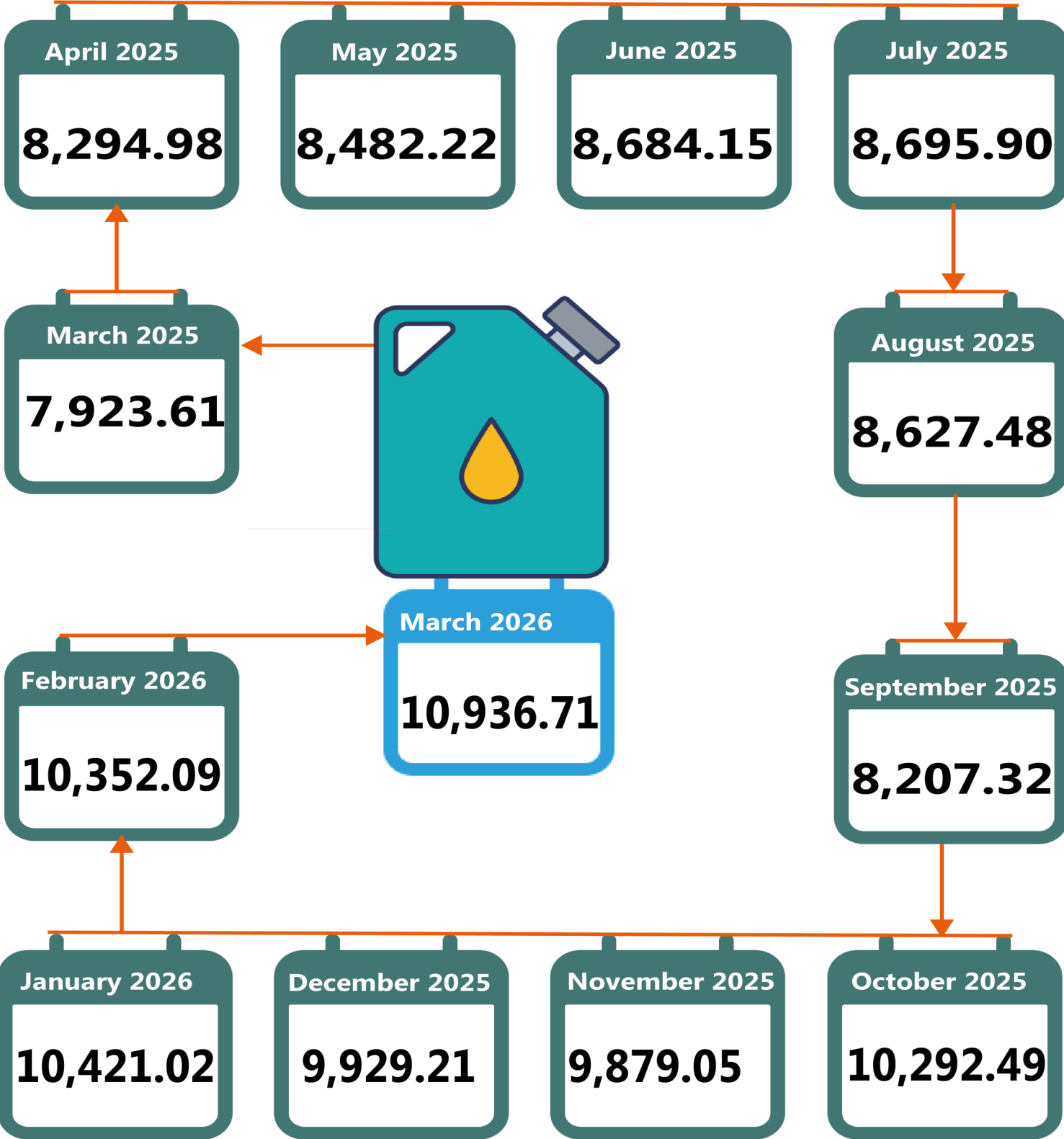
N9,557.29

SOUTH EAST



NATIONAL HOUSEHOLD KEROSENE PRICE WATCH
-MARCH 2026

12 Month Average Prices per gallon



APPENDIX

LITRE					
	Average of Mar-25	Average of Feb-26	Average of Mar-26	MoM	YoY
NORTH CENTRAL	2137.60	2294.45	2377.53	3.62	11.22
Abuja	2572.30	2151.18	2261.73	5.14	-12.07
Benue	1976.36	2295.59	2095.89	-8.70	6.05
Kogi	2028.50	1982.02	1982.02	0.00	-2.29
Kwara	2180.65	2125.24	1840.30	-13.41	-15.61
Nasarawa	1962.20	2414.42	2756.80	14.18	40.50
Niger	2292.79	2574.14	3087.40	19.94	34.66
Plateau	1950.40	2518.57	2618.58	3.97	34.26
NORTH EAST	2119.51	2278.63	2546.72	11.77	20.16
Adamawa	2525.60	2060.46	2392.70	16.12	-5.26
Bauchi	1889.45	2234.91	2703.37	20.96	43.08
Borno	1828.50	2323.93	2645.80	13.85	44.70
Gombe	2262.38	2161.50	2616.56	21.05	15.66
Taraba	2047.50	2883.63	3024.90	4.90	47.74
Yobe	2163.64	2007.37	1897.02	-5.50	-12.32
NORTH WEST	2286.01	2413.17	2788.53	15.55	21.98
Jigawa	2394.90	2153.25	2881.77	33.83	20.33
Kaduna	2369.82	2581.63	2423.13	-6.14	2.25
Kano	1940.50	2200.09	1929.05	-12.32	-0.59
Katsina	2320.85	2302.90	2787.69	21.05	20.12
Kebbi	2495.13	2701.56	3433.99	27.11	37.63
Sokoto	2452.59	2579.88	3415.06	32.37	39.24
Zamfara	2028.29	2372.88	2649.00	11.64	30.60
SOUTH EAST	2045.30	2195.74	2123.84	-3.27	3.84
Abia	1535.94	2086.35	2023.54	-3.01	31.75
Anambra	1667.59	2297.78	2037.41	-11.33	22.18
Ebonyi	2244.55	2258.92	2257.33	-0.07	0.57
Enugu	2548.29	2086.53	2079.77	-0.32	-18.39
Imo	2230.14	2249.10	2221.16	-1.24	-0.40
SOUTH SOUTH	2060.95	2243.18	2229.37	-0.62	8.17
Akwa Ibom	2085.63	1963.28	2527.41	28.73	21.18
Bayelsa	1624.93	1833.35	1346.52	-26.55	-17.13
Cross River	1941.83	2194.38	2063.15	-5.98	6.25
Delta	2205.05	2350.41	2546.84	8.36	15.50
Edo	2194.20	2860.57	2887.54	0.94	31.60
Rivers	2314.08	2257.09	2004.73	-11.18	-13.37
SOUTH WEST	1986.48	2342.38	2414.32	3.07	21.54
Ekiti	1828.50	1838.40	1935.99	5.31	5.88
Lagos	2095.68	2640.32	3016.43	14.24	43.94
Ogun	2233.04	2531.44	2329.80	-7.97	4.33
Ondo	1896.91	2363.72	2455.92	3.90	29.47
Osun	2127.65	2541.01	2253.32	-11.32	5.91
Oyo	1737.08	2139.39	2494.50	16.60	43.60
Average	2113.34	2300.46	2430.38	5.65	15.00

GALLON					
	Average of Mar-25	Average of Feb-26	Average of Mar-26 MoM	YoY	
NORTH CENTRAL	7893.26	10325.03	10698.89	3.62	35.54
Abuja	7289.20	9680.31	10177.80	5.14	39.63
Benue	7905.45	10330.16	9431.50	-8.70	19.30
Kogi	8114.00	8919.09	8919.09	0.00	9.92
Kwara	8022.61	9563.56	8281.33	-13.41	3.22
Nasarawa	7848.81	10864.90	12405.61	14.18	58.06
Niger	9071.16	11583.61	13893.28	19.94	53.16
Plateau	7001.60	11333.58	11783.60	3.97	68.30
NORTH EAST	7478.05	10253.84	11460.25	11.77	53.25
Adamawa	7102.40	9272.06	10767.16	16.12	51.60
Bauchi	7357.80	10057.08	12165.14	20.96	65.34
Borno	7014.00	10457.67	11906.08	13.85	69.75
Gombe	8149.52	9726.75	11774.51	21.05	44.48
Taraba	8190.00	12976.31	13612.03	4.90	66.20
Yobe	7054.56	9033.19	8536.58	-5.50	21.01
NORTH WEST	8572.61	10859.27	12548.37	15.55	46.38
Jigawa	9079.60	9689.63	12967.95	33.83	42.83
Kaduna	8479.28	11617.32	10904.08	-6.14	28.60
Kano	8061.98	9900.41	8680.73	-12.32	7.67
Katsina	9083.40	10363.05	12544.62	21.05	38.10
Kebbi	9180.50	12157.03	15452.94	27.11	68.32
Sokoto	8010.36	11609.46	15367.77	32.37	91.85
Zamfara	8113.16	10677.97	11920.49	11.64	46.93
SOUTH EAST	7981.21	9880.82	9557.29	-3.27	19.75
Abia	7143.76	9388.58	9105.94	-3.01	27.47
Anambra	7370.37	10340.01	9168.33	-11.33	24.39
Ebonyi	8278.19	10165.16	10158.00	-0.07	22.71
Enugu	8193.16	9389.39	9358.97	-0.32	14.23
Imo	8920.56	10120.97	9995.20	-1.24	12.05
SOUTH SOUTH	7743.80	10094.31	10032.15	-0.62	29.55
Akwa Ibom	8342.50	8834.77	11373.33	28.73	36.33
Bayelsa	7199.71	8250.06	6059.36	-26.55	-15.84
Cross River	7767.30	9874.71	9284.17	-5.98	19.53
Delta	8020.18	10576.87	11460.80	8.36	42.90
Edo	8076.80	12872.55	12993.95	0.94	60.88
Rivers	7056.31	10156.91	9021.27	-11.18	27.85
SOUTH WEST	7779.24	10540.71	10864.46	3.07	39.66
Ekiti	7314.00	8272.79	8711.94	5.31	19.11
Lagos	7382.71	11881.44	13573.91	14.24	83.86
Ogun	8932.16	11391.49	10484.09	-7.97	17.37
Ondo	7587.65	10636.75	11051.65	3.90	45.65
Osun	8510.61	11434.54	10139.92	-11.32	19.14
Oyo	6948.30	9627.26	11225.25	16.60	61.55
Average	7923.61	10352.09	10936.71	5.65	38.03



National Bureau of Statistics
Head Office

#1 Wole Olanipekun St,
Central Business District,
Federal Capital Territory
Abuja

Bonaventure Nwosu
Information Desk

Head, Communication and Public
Relation Department (C&PRD)
Phone: +2348033109882
bnwosu@nigerianstat.gov.ng

Mrs Musa Nkem
Head Prices Division

Phone: +2348130286147
nmusa@nigerianstat.gov.ng

Moses Mathew
Statistical Information Officer

Phone: +2347069071157
matmoses@nigerianstat.gov.ng



@nbs_nigeria



NBSNIGERIA



Nbs_nigeria

