



NATIONAL BUREAU OF STATISTICS

# Liquefied Petroleum Gas (Cooking Gas) Price Watch

---

(NOVEMBER 2024)

**Report Date: December 2024**

**Data Source: National Bureau of Statistics (NBS)**

# CONTENT

<b>Methodology</b>	<b>3</b>
<b>Executive Summary</b>	<b>4</b>
<b>Average Cooking Gas Prices across States – 5KG Refilling</b>	<b>5</b>
<b>Average Cooking Gas Prices across Zones – 5KG Refilling</b>	<b>6</b>
<b>12 Month Average Prices – 5KG Refilling</b>	<b>7</b>
<b>Average Cooking Gas Prices across States – 12.5KG Refilling</b>	<b>8</b>
<b>Average Cooking Gas Prices across Zones – 12.5KG Refilling</b>	<b>9</b>
<b>12 Month Average Prices – 12.5KG Refilling</b>	<b>10</b>
<b>Appendix</b>	<b>11</b>
<b>Contact</b>	<b>13</b>

## METHODOLOGY

Fieldwork is done solely by over 700 NBS Staff in all the States of the federation, supported by supervisors whom internal and external observers monitor.

Gas Prices are collected across all the 774 local governments across all States and the FCT from over 10,000 respondents and outlets and the estimates reflect the weights derived from estimates of household expenditures on gas and the actual prices households bought different KG of gases.

The average prices are reported for each state and the country.

The NBS audit team subsequently conducts randomly selected verification of prices recorded.

## EXECUTIVE SUMMARY

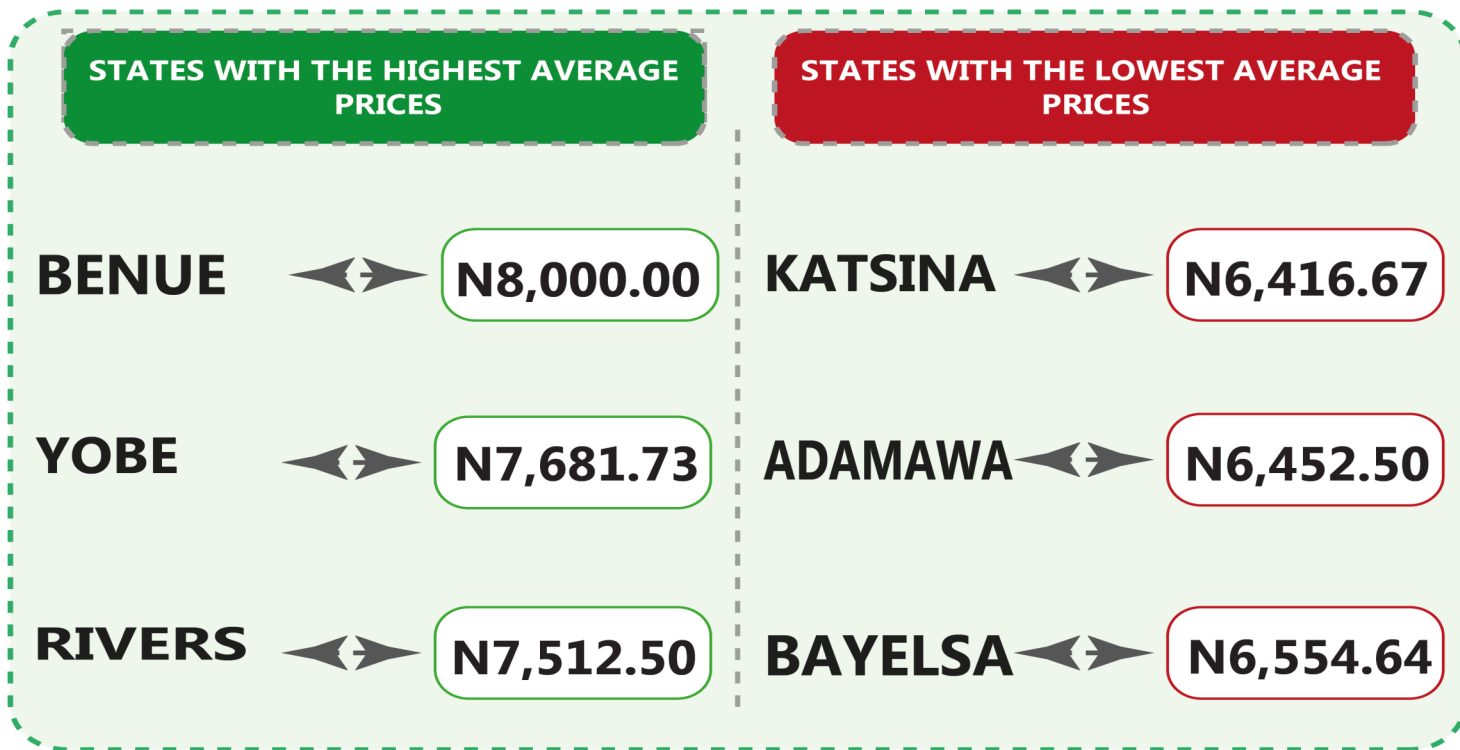

The average retail price for refilling a 5kg Cylinder of Liquefied Petroleum Gas (Cooking Gas) increased by 2.49% on a month-on-month basis from N6,915.69 recorded in October 2024 to N7,088.16 in November 2024. On a year-on-year basis, this increased by 46.81% from N4,828.18 in November 2023. On state profile analysis, Benue recorded the highest average price for refilling a 5kg Cylinder of Liquefied Petroleum Gas (Cooking Gas) with N8,000.00, followed by Yobe with N7,681.73, and Rivers with N7,512.50. On the other hand, Katsina recorded the lowest price with N6,416.67, followed by Adamawa and Bayelsa with N6,452.50 and N6,554.64 respectively. In addition, analysis by zone showed that the North-East recorded the highest average retail price for refilling a 5kg Cylinder of Liquefied Petroleum Gas (Cooking Gas) with N7,251.64, followed by the South-East with N7,200.82 while the South-South recorded the lowest with N6,923.88.

Also, the average retail price for refilling a 12.5kg Cylinder of Liquefied Petroleum Gas (Cooking Gas) increased by 3.28% on a month-on-month basis from N16,734.55 in October 2024 to N17,283.58 in November 2024. On a year-on-year basis, this rose by 54.94% from N11,155.15 in November 2023. On state profile analysis, Benue recorded the highest average retail price for the refilling of a 12.5kg Cylinder of Liquefied Petroleum Gas (Cooking Gas) with N20,588.50 followed by Rivers with N18,626.14 and Osun with N18,347.22. Conversely, the lowest average price was recorded in Adamawa with N15,716.40, followed by Katsina and Kebbi with N15,750.00 and N16,228.57 respectively. Analysis by zone showed that the South-East recorded the highest average retail price for refilling a 12.5kg Cylinder of Liquefied Petroleum Gas (Cooking Gas) with N17,742.08, followed by the South-South with N17,392.22 while the North-West recorded the lowest price with N16,855.95.

# LIQUEFIED PETROLEUM GAS (COOKING GAS)

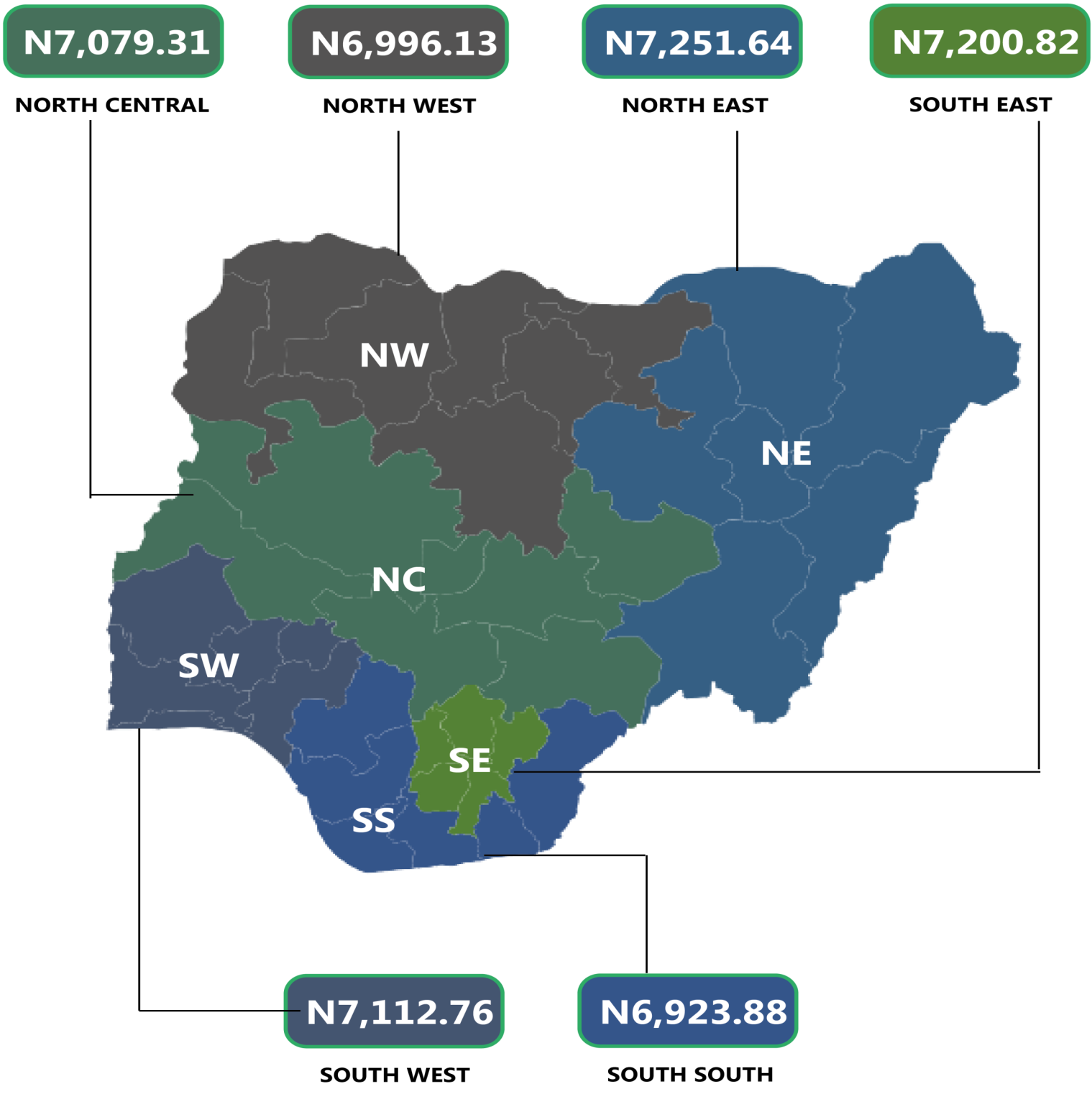
## PRICE WATCH - NOVEMBER 2024

Average Cooking Gas Prices Across States – 5KG Refilling



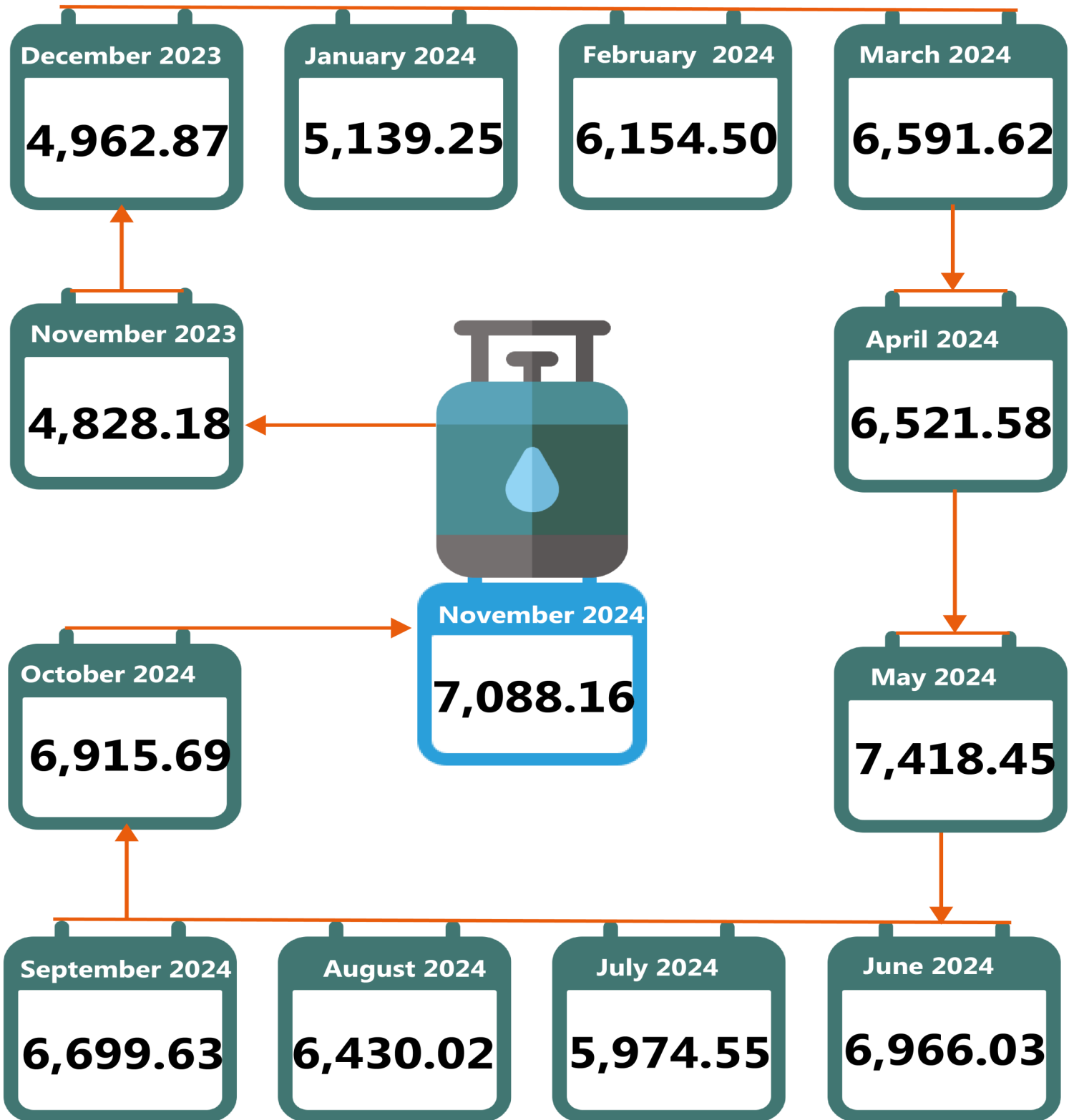
# LIQUEFIED PETROLEUM GAS (COOKING GAS) PRICE WATCH - NOVEMBER 2024

Average Cooking Gas Prices Across Zones – 5KG Refilling



# LIQUEFIED PETROLEUM GAS (COOKING GAS) PRICE WATCH - NOVEMBER 2024

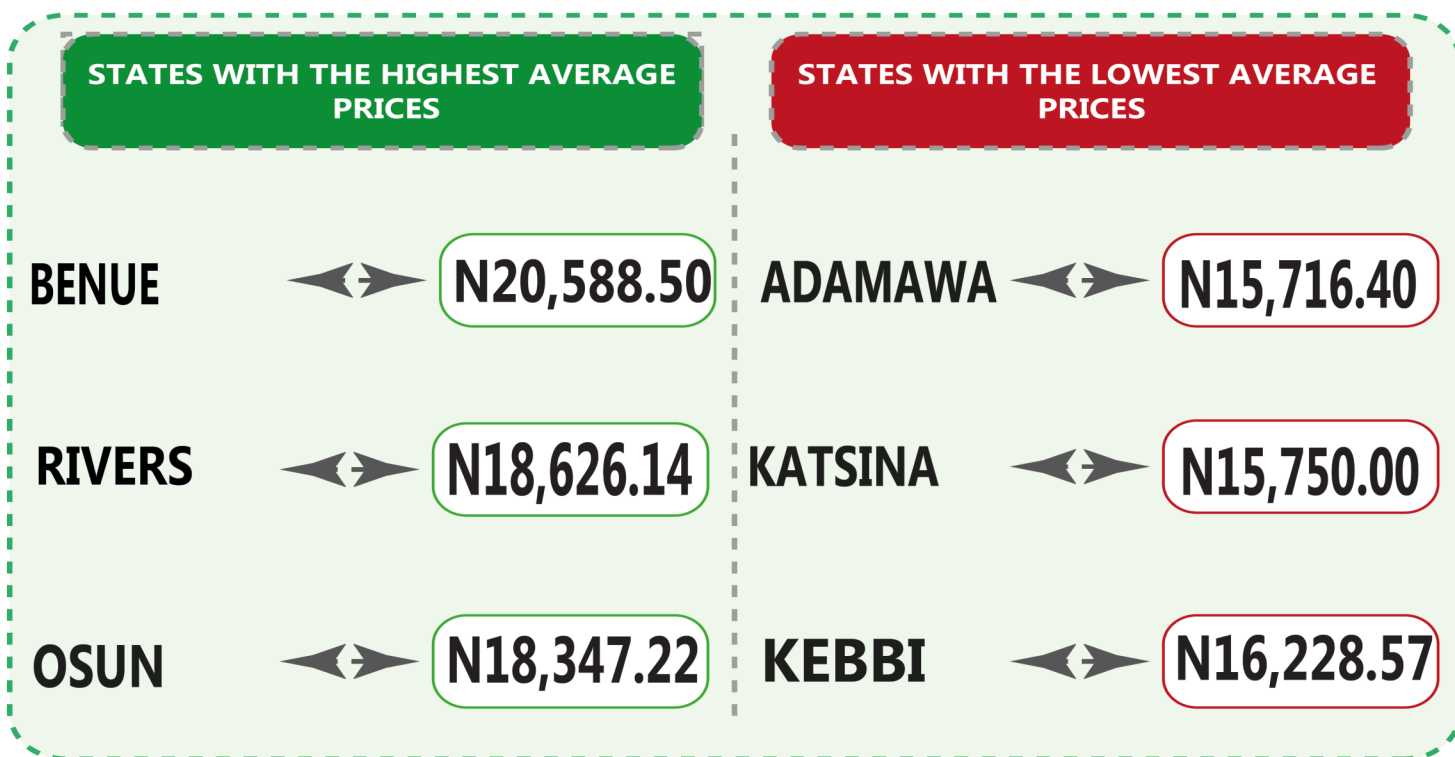
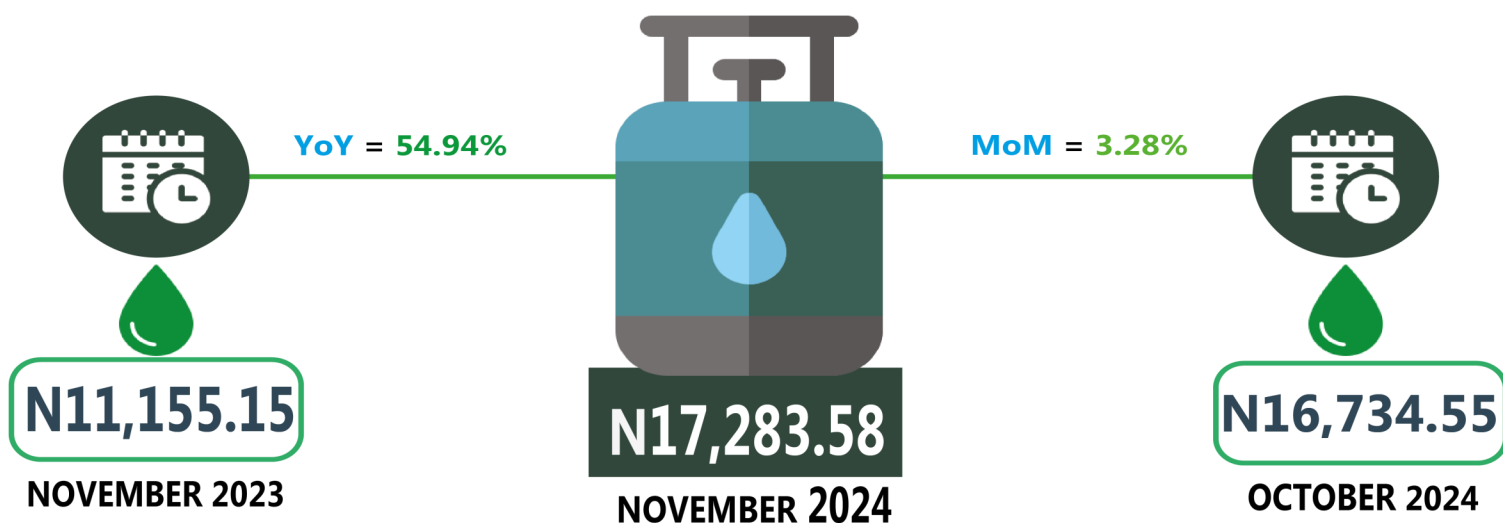
12 Month Average Prices– 5KG Refilling



# LIQUEFIED PETROLEUM GAS (COOKING GAS)

## PRICE WATCH - NOVEMBER 2024

Average Cooking Gas Prices Across States – 12.5KG Refilling





# LIQUEFIED PETROLEUM GAS (COOKING GAS) PRICE WATCH - NOVEMBER 2024

Average Cooking Gas Prices Across Zones – 12.5KG Refilling



**N17,333.09**

**NORTH CENTRAL**

**N16,855.95**

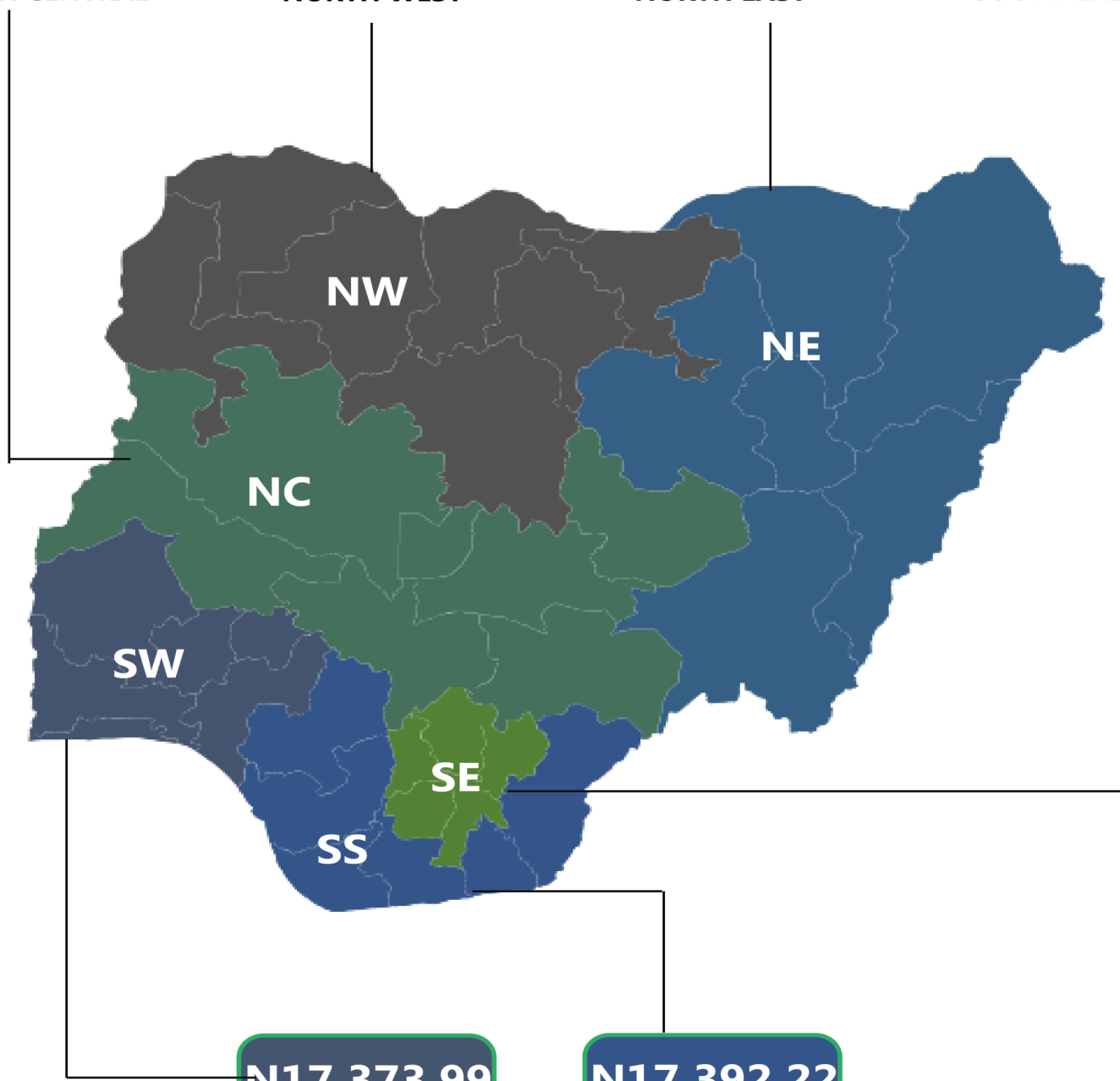
**NORTH WEST**

**N17,143.60**

**NORTH EAST**

**N17,742.08**

**SOUTH EAST**



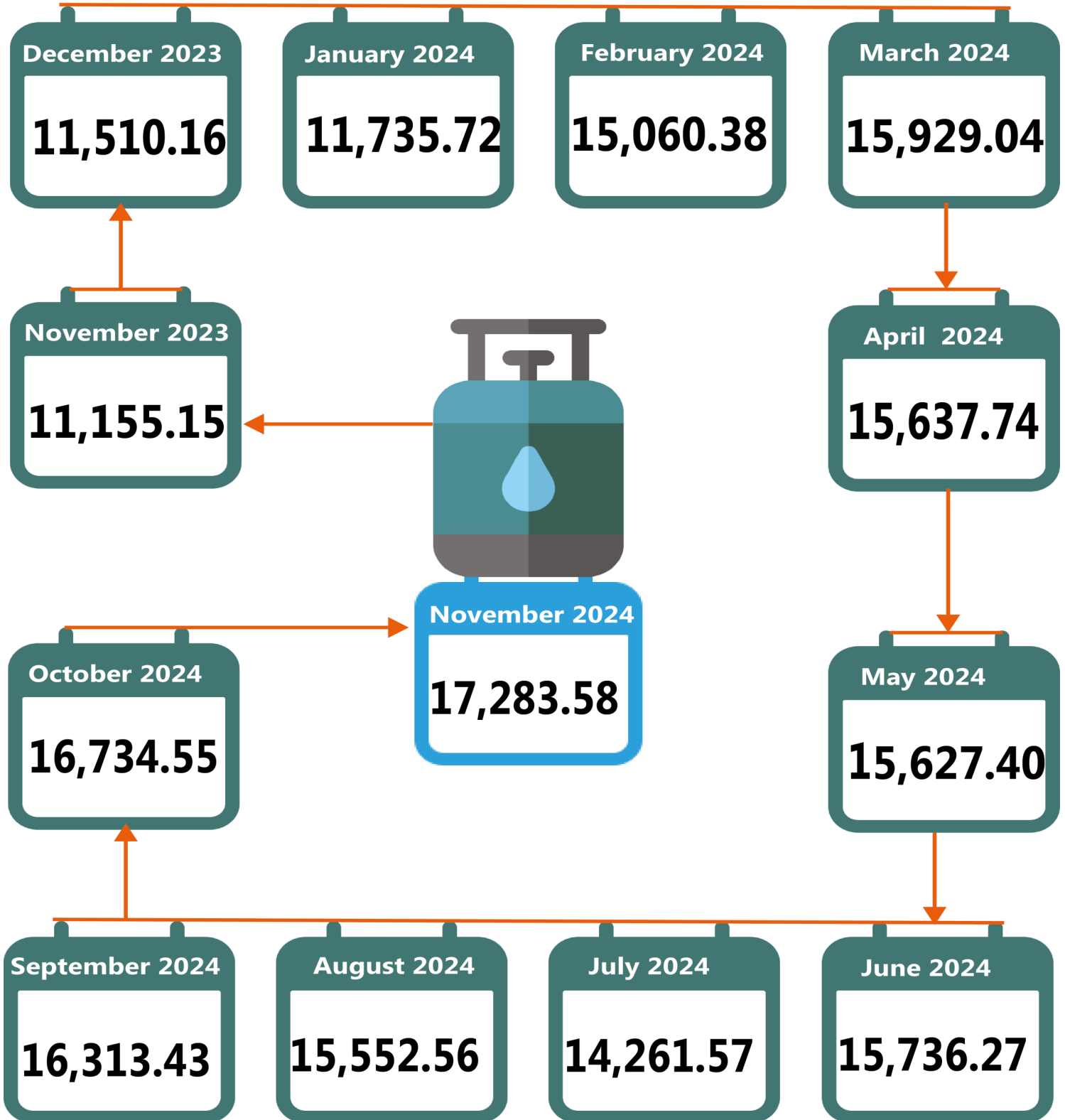
**N17,373.99**

**SOUTH WEST**

**N17,392.22**

**SOUTH SOUTH**

**LIQUEFIED PETROLEUM GAS (COOKING GAS)  
PRICE WATCH -NOVEMBER 2024**  
12 Month Average Prices– 12.5KG Refilling



## APPENDIX

5KG						
	Average of Nov-23	Average of Oct-24	Average of Nov-24	MoM	YoY	
<b>NORTH CENTRAL</b>	<b>4912.28</b>	<b>6809.00</b>	<b>7079.31</b>		<b>3.97</b>	<b>44.11</b>
Abuja	5020.00	6480.80	6749.00		4.14	34.44
Benue	5466.67	7578.00	8000.00		5.57	46.34
Kogi	5004.29	6601.56	6898.57		4.50	37.85
Kwara	5060.00	7046.25	7192.19		2.07	42.14
Nasarawa	4250.00	6470.11	6959.42		7.56	63.75
Niger	4525.00	6655.88	6792.43		2.05	50.11
Plateau	5060.00	6830.38	6963.56		1.95	37.62
<b>NORTH EAST</b>	<b>5029.25</b>	<b>7319.03</b>	<b>7251.64</b>		<b>-0.92</b>	<b>44.19</b>
Adamawa	5357.14	6475.25	6452.50		-0.35	20.45
Bauchi	5050.00	7125.00	7500.00		5.26	48.51
Borno	5008.33	7939.29	7491.67		-5.64	49.58
Gombe	4700.00	7270.63	6939.14		-4.56	47.64
Taraba	5000.00	7524.00	7444.80		-1.05	48.90
Yobe	5060.00	7580.00	7681.73		1.34	51.81
<b>NORTH WEST</b>	<b>4999.34</b>	<b>6703.95</b>	<b>6996.13</b>		<b>4.36</b>	<b>39.94</b>
Jigawa	5396.43	6440.00	7212.50		12.00	33.65
Kaduna	5237.50	7169.44	7090.63		-1.10	35.38
Kano	5202.50	6837.50	7165.00		4.79	37.72
Katsina	5000.00	6270.00	6416.67		2.34	28.33
Kebbi	4767.27	6800.00	7071.43		3.99	48.33
Sokoto	5050.00	7000.00	6916.67		-1.19	36.96
Zamfara	4341.67	6410.71	7100.00		10.75	63.53
<b>SOUTH EAST</b>	<b>4083.52</b>	<b>6948.99</b>	<b>7200.82</b>		<b>3.62</b>	<b>76.34</b>
Abia	4100.00	6691.41	7060.00		5.51	72.20
Anambra	3985.29	7021.67	7146.15		1.77	79.31
Ebonyi	4112.86	6866.67	7321.43		6.62	78.01
Enugu	4166.67	7190.83	7226.54		0.50	73.44
Imo	4052.78	6974.38	7250.00		3.95	78.89
<b>SOUTH SOUTH</b>	<b>4880.87</b>	<b>6810.24</b>	<b>6923.88</b>		<b>1.67</b>	<b>41.86</b>
Akwa Ibom	5222.50	6722.22	6775.00		0.79	29.73
Bayelsa	5040.00	6495.45	6554.64		0.91	30.05
Cross River	5357.14	7000.00	6979.69		-0.29	30.29
Delta	4288.89	6427.78	6614.29		2.90	54.22
Edo	4275.00	6993.75	7107.14		1.62	66.25
Rivers	5101.70	7222.22	7512.50		4.02	47.25
<b>SOUTH WEST</b>	<b>4897.19</b>	<b>6961.58</b>	<b>7112.76</b>		<b>2.17</b>	<b>45.24</b>
Ekiti	4553.33	7025.66	6772.92		-3.60	48.75
Lagos	5344.44	7476.32	7491.25		0.20	40.17
Ogun	5145.45	6882.78	7175.00		4.25	39.44
Ondo	4471.43	6606.25	6831.82		3.41	52.79
Osun	4555.56	7072.22	7405.56		4.71	62.56
Oyo	5312.90	6706.25	7000.00		4.38	31.75
<b>Average</b>	<b>4828.18</b>	<b>6915.69</b>	<b>7088.16</b>		<b>2.49</b>	<b>46.81</b>

12.5KG					
	Average of Nov-23	Average of Oct-24	Average of Nov-24	MoM	YoY
<b>NORTH CENTRAL</b>	<b>11365.54</b>	<b>16411.19</b>	<b>17333.09</b>	<b>5.62</b>	<b>52.51</b>
Abuja	11700.00	16423.40	16775.00	2.14	43.38
Benue	11365.00	17731.25	20588.50	16.11	81.16
Kogi	12615.83	16535.16	17067.14	3.22	35.28
Kwara	11031.25	16542.97	16883.98	2.06	53.06
Nasarawa	12305.00	15390.55	16852.89	9.50	36.96
Niger	10000.00	15743.07	16405.75	4.21	64.06
Plateau	10541.67	16511.90	16758.39	1.49	58.97
<b>NORTH EAST</b>	<b>11028.24</b>	<b>16760.34</b>	<b>17143.60</b>	<b>2.29</b>	<b>55.45</b>
Adamawa	10925.00	15474.21	15716.40	1.57	43.86
Bauchi	10750.00	17500.00	17500.00	0.00	62.79
Borno	11944.44	15889.17	16683.29	5.00	39.67
Gombe	9800.00	17589.00	17053.57	-3.04	74.02
Taraba	11000.00	16992.19	17908.33	5.39	62.80
Yobe	11750.00	17117.50	18000.00	5.16	53.19
<b>NORTH WEST</b>	<b>11041.86</b>	<b>16450.22</b>	<b>16855.95</b>	<b>2.47</b>	<b>52.65</b>
Jigawa	12440.91	15861.00	17535.71	10.56	40.95
Kaduna	11336.25	17050.56	16891.25	-0.93	49.00
Kano	10387.50	16972.50	17277.78	1.80	66.33
Katsina	11500.00	14725.00	15750.00	6.96	36.96
Taraba	10903.64	16397.50	16228.57	-1.03	48.84
Sokoto	11000.00	17480.00	17100.00	-2.17	55.45
Zamfara	9724.75	16665.00	17208.33	3.26	76.95
<b>SOUTH EAST</b>	<b>10334.08</b>	<b>16906.01</b>	<b>17742.08</b>	<b>4.95</b>	<b>71.69</b>
Abia	10513.68	16269.14	17583.33	8.08	67.24
Anambra	10131.33	16930.00	17517.86	3.47	72.91
Ebonyi	10368.89	17196.43	17862.50	3.87	72.27
Enugu	10769.00	16762.58	17957.69	7.13	66.75
Imo	9887.50	17371.91	17789.00	2.40	79.91
<b>SOUTH SOUTH</b>	<b>12103.39</b>	<b>17114.67</b>	<b>17392.22</b>	<b>1.62</b>	<b>43.70</b>
Akwa Ibom	11857.50	16389.44	17116.00	4.43	44.35
Bayelsa	11625.00	16938.64	16833.04	-0.62	44.80
Cross River	12583.33	17563.89	17631.70	0.39	40.12
Delta	12875.00	16541.67	16410.71	-0.79	27.46
Edo	12250.00	17359.38	17735.71	2.17	44.78
Rivers	11429.50	17895.00	18626.14	4.09	62.97
<b>SOUTH WEST</b>	<b>10904.76</b>	<b>16894.71</b>	<b>17373.99</b>	<b>2.84</b>	<b>59.32</b>
Ekiti	10684.38	16495.94	16730.60	1.42	56.59
Lagos	10183.33	16841.25	17818.18	5.80	74.97
Ogun	11047.73	17392.86	17611.11	1.25	59.41
Ondo	11585.71	16297.60	16306.25	0.05	40.74
Osun	11580.00	17739.06	18347.22	3.43	58.44
Oyo	10347.41	16601.56	17430.56	4.99	68.45
<b>Average</b>	<b>11155.15</b>	<b>16734.55</b>	<b>17283.58</b>	<b>3.28</b>	<b>54.94</b>

# CONTACT



## National Bureau of Statistics

Head Office

No 1, Wole Olanipekun Street,  
Formerly, Plot 762 Independence  
Avenue  
Off Constitution Avenue,  
CBD, Abuja, F. C. T.

## Mr. Ichedi S.J

Information Desk

Head, Communication & Public  
Relations Department (C&PRD)  
Phone: +2348037051701  
sjchedi@nigerianstat.gov.ng

## Moses Mathew

Statistical Information Officer

Phone: +2347069071157  
matmoses@nigerianstat.gov.ng

## Dr A.A. Ayo

Head Prices Division

Phone: +2348036082904  
anthonyayo@nigerianstat.gov.ng



@nbs\_nigeria



NBSNigeria



Nbs\_nigeria

