



NATIONAL BUREAU OF STATISTICS

Liquefied Petroleum Gas (Cooking Gas) Price Watch

(DECEMBER 2024)

Report Date: January 2025

Data Source: National Bureau of Statistics (NBS)

CONTENT

Methodology	3
Executive Summary	4
Average Cooking Gas Prices across States – 5KG Refilling	5
Average Cooking Gas Prices across Zones – 5KG Refilling	6
12 Month Average Prices – 5KG Refilling	7
Average Cooking Gas Prices across States – 12.5KG Refilling	8
Average Cooking Gas Prices across Zones – 12.5KG Refilling	9
12 Month Average Prices – 12.5KG Refilling	10
Appendix	11
Contact	13

METHODOLOGY

Fieldwork is done solely by over 700 NBS Staff in all the States of the federation, supported by supervisors whom internal and external observers monitor.

Gas Prices are collected across all the 774 local governments across all States and the FCT from over 10,000 respondents and outlets and the estimates reflect the weights derived from estimates of household expenditures on gas and the actual prices households bought different KG of gases.

The average prices are reported for each state and the country.

The NBS audit team subsequently conducts randomly selected verification of prices recorded.

EXECUTIVE SUMMARY

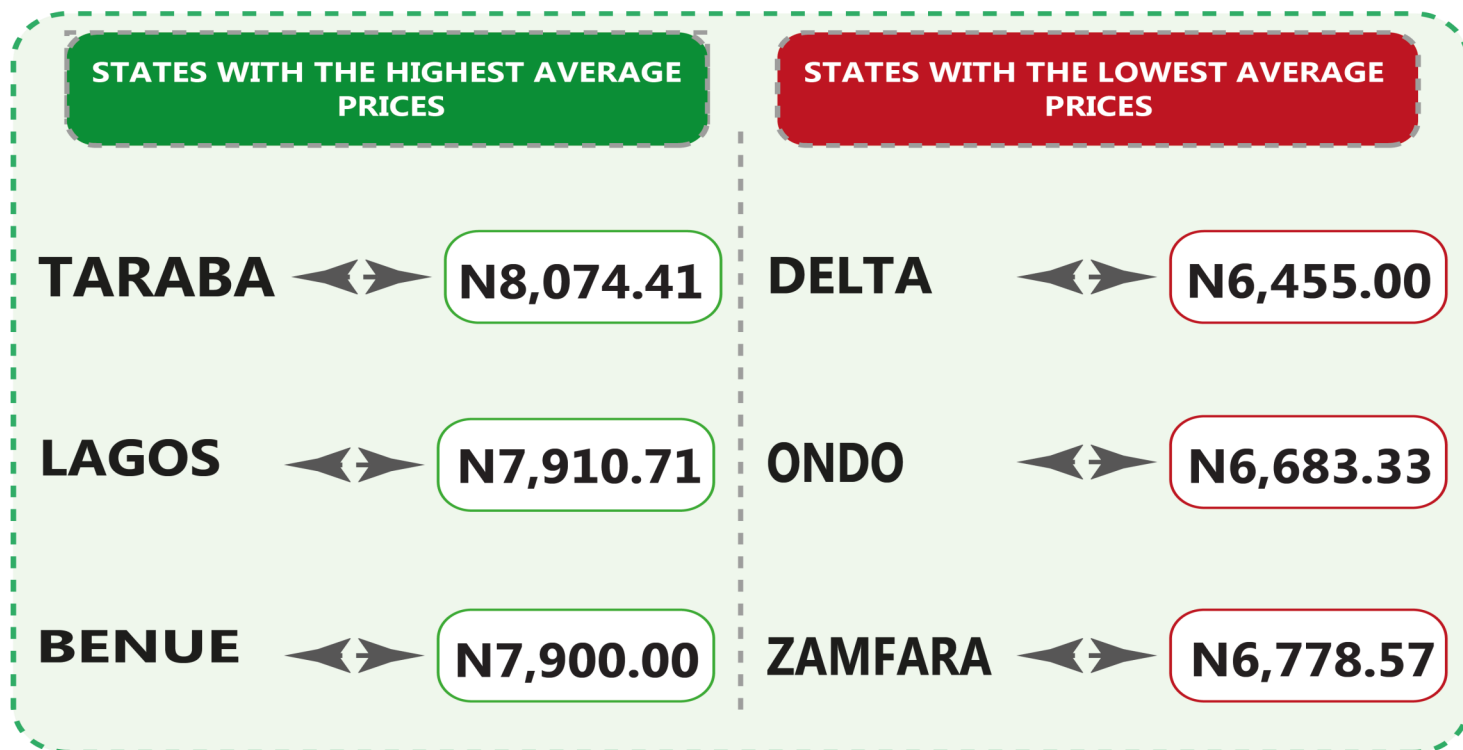
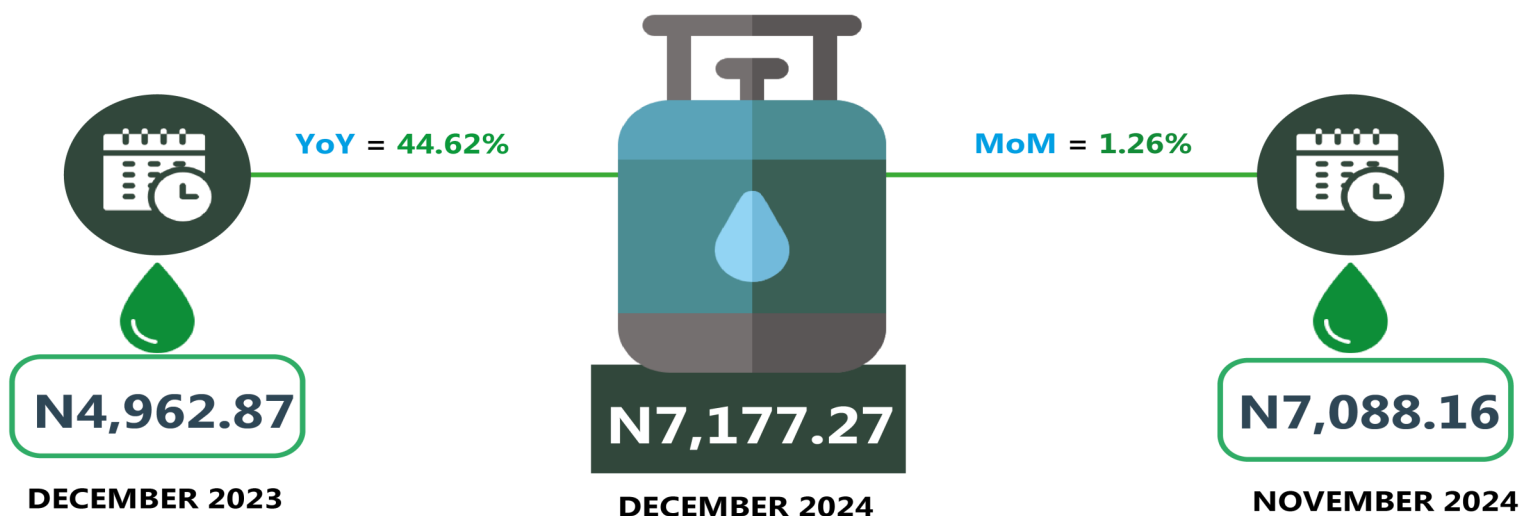
The average retail price for refilling a 5kg Cylinder of Liquefied Petroleum Gas (Cooking Gas) increased by 1.26 % on a month-on-month basis from N7,088.16 recorded in November 2024 to N7,177.27 in December 2024. On a year-on-year basis, this increased by 44.62% from N4,962.87 in December 2023. On state profile analysis, Taraba recorded the highest average price for refilling a 5kg Cylinder of Liquefied Petroleum Gas (Cooking Gas) with N8,074.41, followed by Lagos with N7,910.71, and Benue with N7,900.00. On the other hand, Delta recorded the lowest price with N6,455.00, followed by Ondo and Zamfara with N6,683.33 and N6,778.57 respectively. In addition, analysis by zone showed that the North-East recorded the highest average retail price for refilling a 5kg Cylinder of Liquefied Petroleum Gas (Cooking Gas) with N7,404.33, followed by the North-Central with N7,352.32 while the South-South recorded the lowest with N6,969.99.

Also, the average retail price for refilling a 12.5kg Cylinder of Liquefied Petroleum Gas (Cooking Gas) decreased by 0.05% on a month-on-month basis from N17,283.58 in November 2024 to N17,274.16 in December 2024. On a year-on-year basis, this rose by 50.08% from N11,510.16 in December 2023. On state profile analysis, Taraba recorded the highest average retail price for the refilling of a 12.5kg Cylinder of Liquefied Petroleum Gas (Cooking Gas) with N20,290.75 followed by Yobe with N19,000.00 and Rivers with N18,710.94. Conversely, the lowest average price was recorded in Kebbi with N15,733.33, followed by Nasarawa and Kwara with N15,875.00 and N16,109.38 respectively. Analysis by zone showed that the North-East recorded the highest average retail price for refilling a 12.5kg Cylinder of Liquefied Petroleum Gas (Cooking Gas) with N18,173.90, followed by the South-West with N17,544.26 while the North-Central recorded the lowest price with N16,482.47.

LIQUEFIED PETROLEUM GAS (COOKING GAS)

PRICE WATCH - DECEMBER 2024

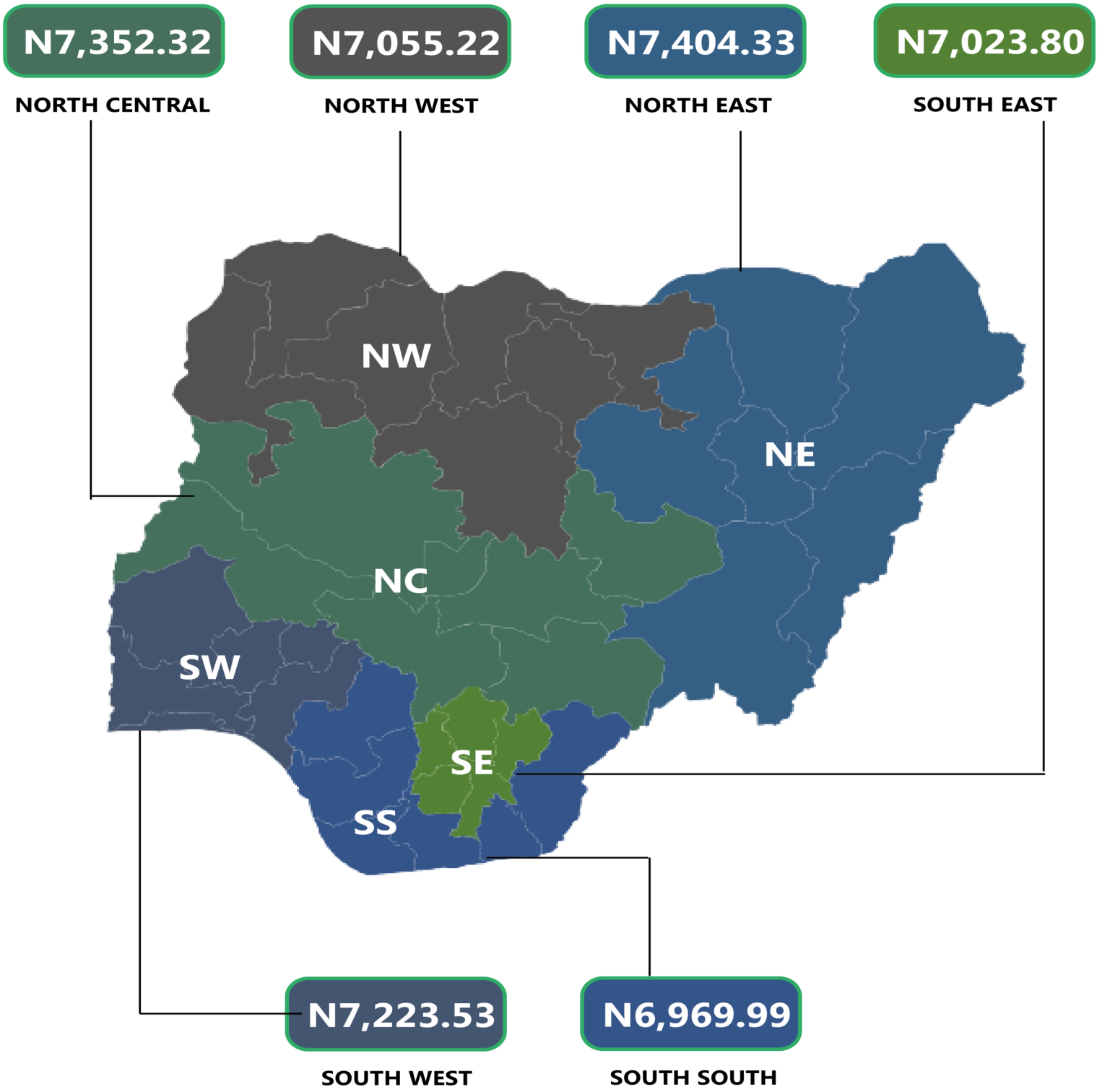
Average Cooking Gas Prices Across States – 5KG Refilling



LIQUEFIED PETROLEUM GAS (COOKING GAS)

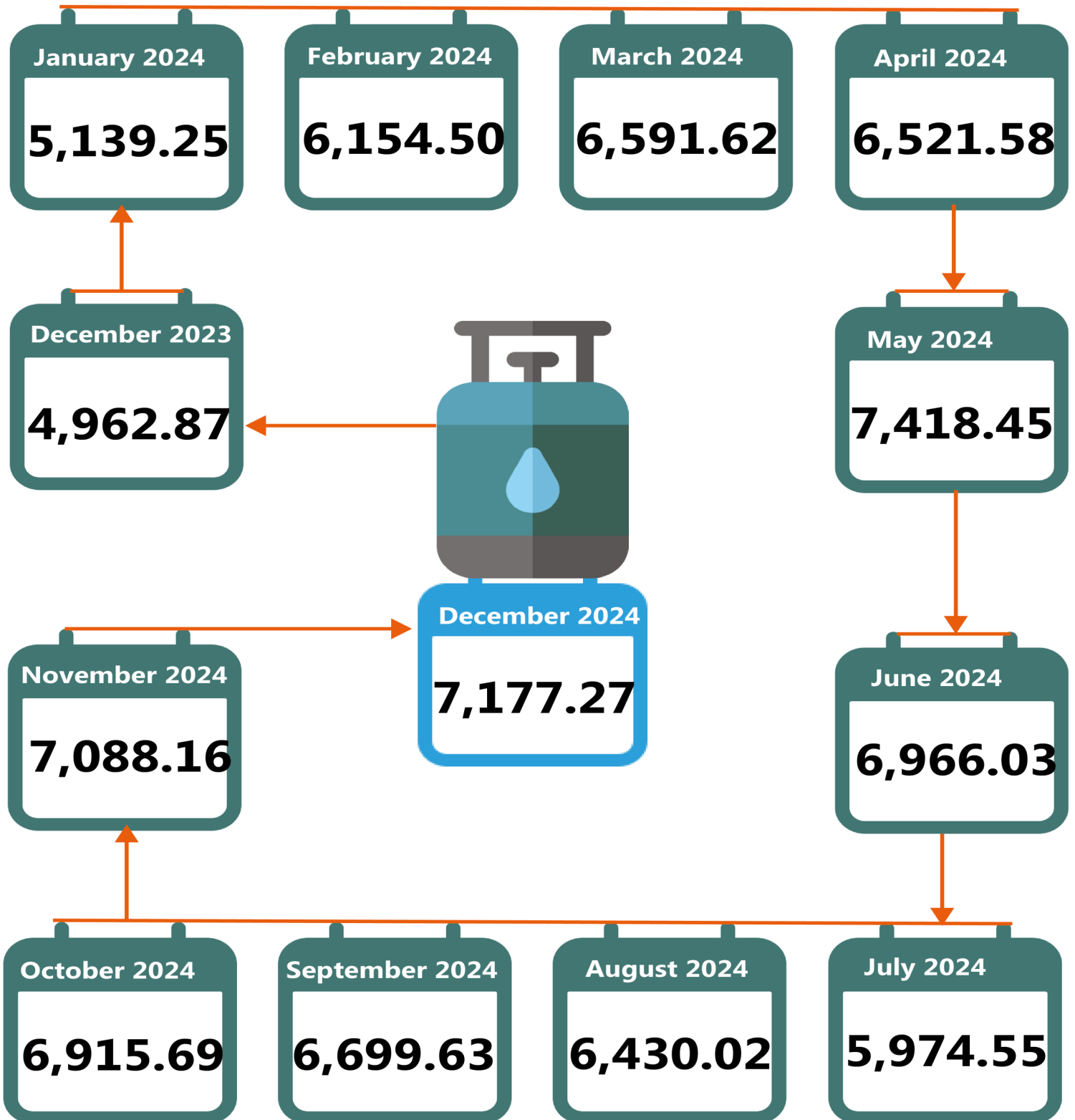
PRICE WATCH - DECEMBER 2024

Average Cooking Gas Prices Across Zones – 5KG Refilling



LIQUEFIED PETROLEUM GAS (COOKING GAS) PRICE WATCH - DECEMBER 2024

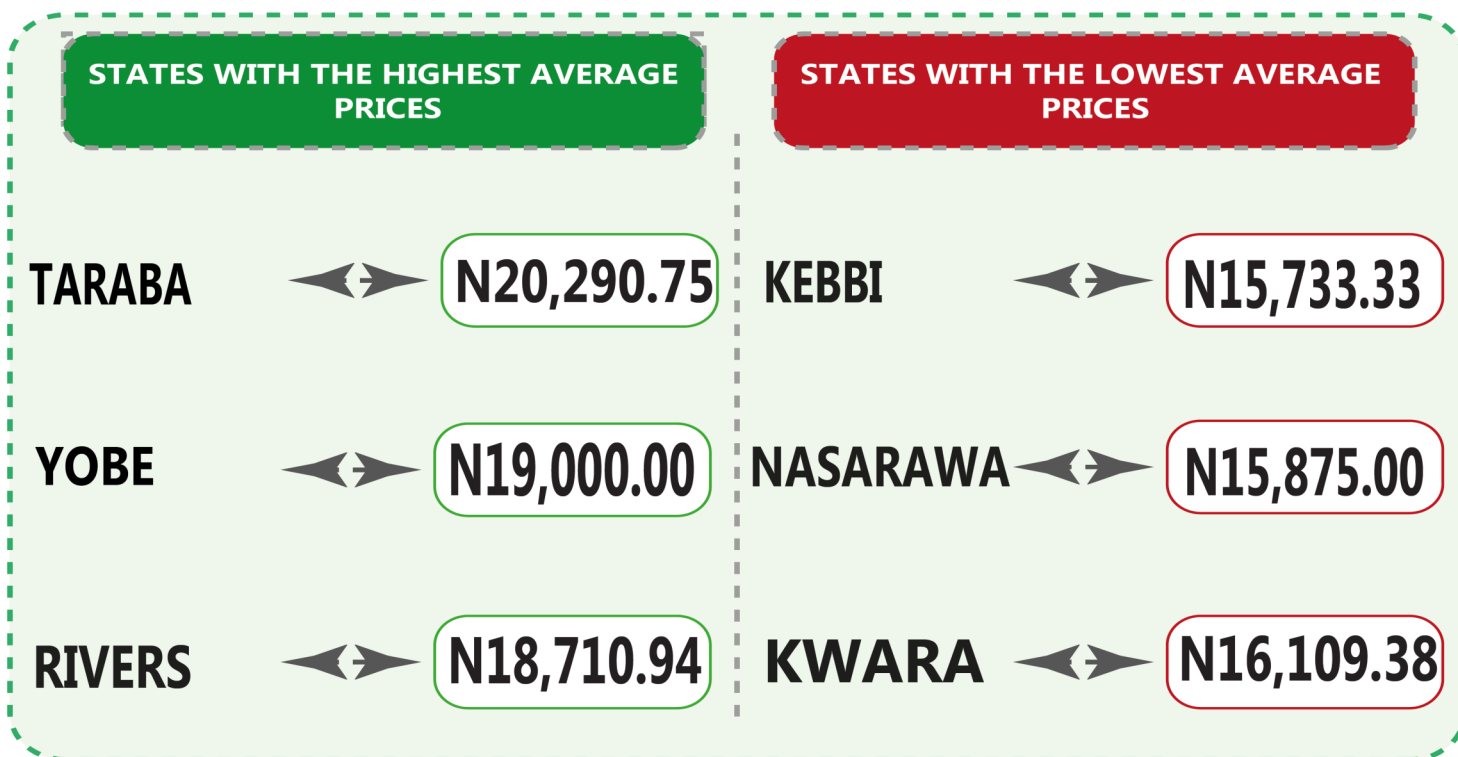
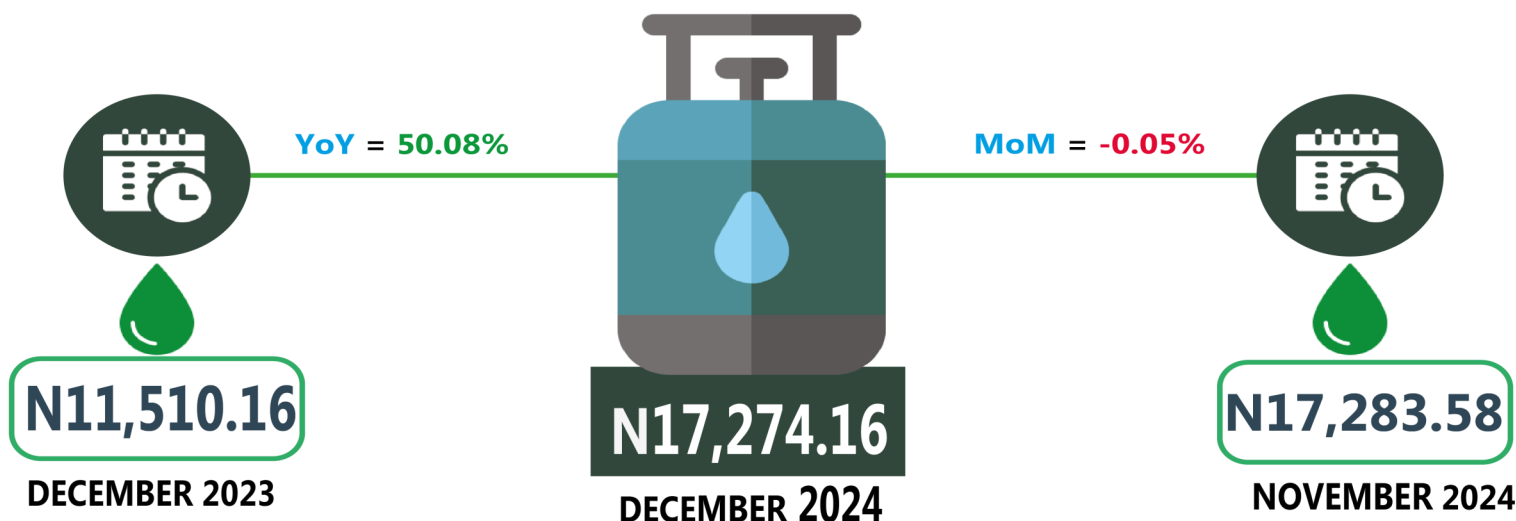
12 Month Average Prices– 5KG Refilling



LIQUEFIED PETROLEUM GAS (COOKING GAS)

PRICE WATCH - DECEMBER 2024

Average Cooking Gas Prices Across States – 12.5KG Refilling



LIQUEFIED PETROLEUM GAS (COOKING GAS)

PRICE WATCH - DECEMBER 2024

Average Cooking Gas Prices Across Zones – 12.5KG Refilling



N16,482.47

NORTH CENTRAL

N16,959.47

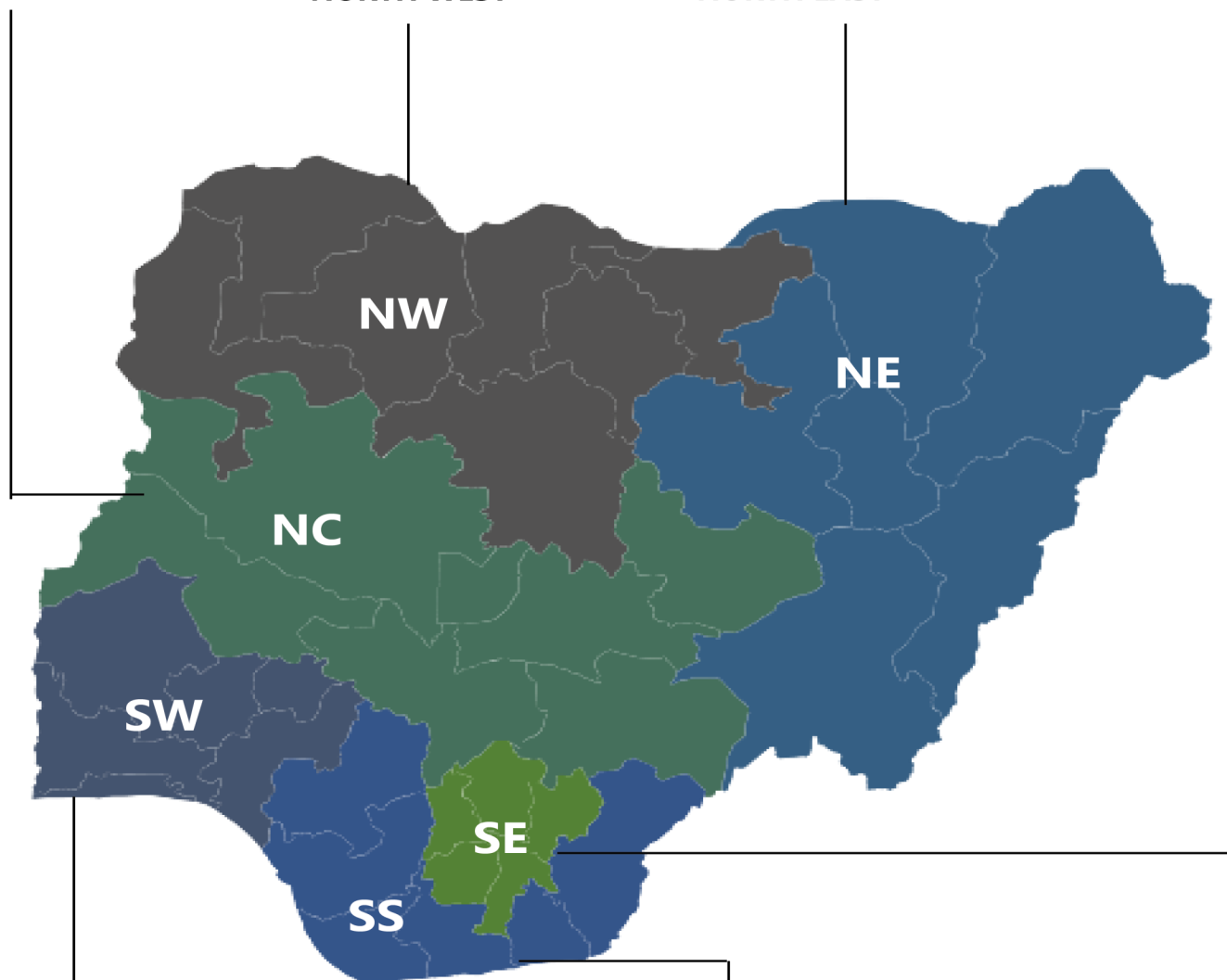
NORTH WEST

N18,173.90

NORTH EAST

N17,100.94

SOUTH EAST



N17,544.26

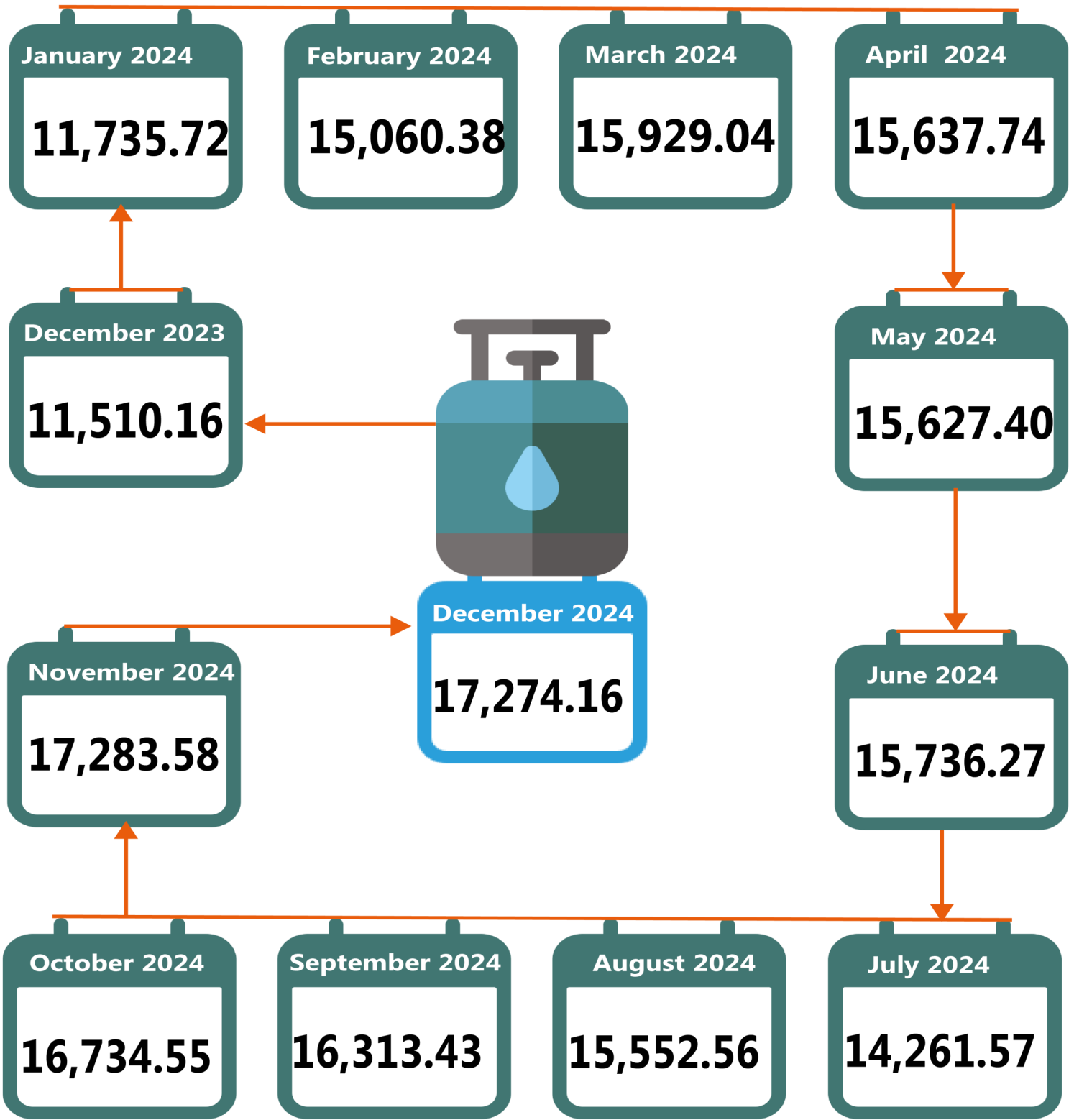
SOUTH WEST

N17,539.44

SOUTH SOUTH

LIQUEFIED PETROLEUM GAS (COOKING GAS) PRICE WATCH - DECEMBER 2024

12 Month Average Prices– 12.5KG Refilling



APPENDIX

5KG					
	Average of Dec-23	Average of Nov-24	Average of Dec-24	MoM	YoY
NORTH CENTRAL	5043.24	7079.31	7352.32		
Abuja	5150.33	6749.00	7200.00		39.80
Benue	5550.56	8000.00	7900.00		-1.25
Kogi	4987.55	6898.57	7175.00		4.01
Kwara	5300.33	7192.19	7854.17		9.20
Nasarawa	4530.26	6959.42	7071.43		1.61
Niger	4583.33	6792.43	7015.63		3.29
Plateau	5200.33	6963.56	7250.00		4.11
NORTH EAST	5256.61	7251.64	7404.33		
Adamawa	5725.33	6452.50	6928.30		7.37
Bauchi	5500.26	7500.00	7250.00		-3.33
Borno	5200.33	7491.67	7784.25		3.91
Gombe	4760.12	6939.14	6873.77		-0.94
Taraba	5100.79	7444.80	8074.41		8.46
Yobe	5252.86	7681.73	7515.28		-2.17
NORTH WEST	5144.50	6996.13	7055.22		
Jigawa	5686.88	7212.50	7281.25		0.95
Kaduna	5403.23	7090.63	6931.18		-2.25
Kano	5446.24	7165.00	7188.89		0.33
Katsina	5117.55	6416.67	7040.00		9.71
Kebbi	4790.63	7071.43	7000.00		-1.01
Sokoto	5125.33	6916.67	7166.67		3.61
Zamfara	4441.67	7100.00	6778.57		-4.53
SOUTH EAST	4155.59	7200.82	7023.80		
Abia	4155.88	7060.00	6845.83		-3.03
Anambra	4303.33	7146.15	7034.56		-1.56
Ebonyi	4071.43	7321.43	7101.61		-3.00
Enugu	4159.09	7226.54	7102.47		-1.72
Imo	4088.24	7250.00	7034.55		-2.97
SOUTH SOUTH	4909.67	6923.88	6969.99		
Akwa Ibom	5238.89	6775.00	7281.25		7.47
Bayelsa	5188.89	6554.64	6848.00		4.48
Cross River	5373.75	6979.69	6828.57		-2.17
Delta	4294.44	6614.29	6455.00		-2.41
Edo	4331.25	7107.14	6969.64		-1.93
Rivers	5030.79	7512.50	7437.50		-1.00
SOUTH WEST	5089.39	7112.76	7223.53		
Ekiti	4633.33	6772.92	6950.00		2.61
Lagos	5671.05	7491.25	7910.71		5.60
Ogun	5500.55	7175.00	7225.48		0.70
Ondo	4536.36	6831.82	6683.33		-2.17
Osun	4569.23	7405.56	7479.17		0.99
Oyo	5625.79	7000.00	7092.50		1.32
Average	4962.87	7088.16	7177.27		1.26

12.5KG

	Average of Dec-23	Average of Nov-24	Average of Dec-24	MoM	YoY
NORTH CENTRAL	11585.89	17333.09	16482.47	-4.91	42.26
Abuja	11625.46	16775.00	16130.00	-3.85	38.75
Benue	10868.78	20588.50	18125.00	-11.97	66.76
Kogi	12720.83	17067.14	16192.50	-5.12	27.29
Kwara	11992.31	16883.98	16109.38	-4.59	34.33
Nasarawa	12445.29	16852.89	15875.00	-5.80	27.56
Niger	10724.29	16405.75	16278.75	-0.77	51.79
Plateau	10724.29	16758.39	16666.67	-0.55	55.41
NORTH EAST	11203.16	17143.60	18173.90	6.01	62.22
Adamawa	10967.50	15716.40	16666.67	6.05	51.96
Bauchi	10700.13	17500.00	18100.00	3.43	69.16
Borno	11900.48	16683.29	16880.14	1.18	41.84
Gombe	10450.16	17053.57	18105.82	6.17	73.26
Taraba	11200.48	17908.33	20290.75	13.30	81.16
Yobe	12000.21	18000.00	19000.00	5.56	58.33
NORTH WEST	11373.94	16855.95	16959.47	0.61	49.11
Jigawa	12909.86	17535.71	18103.57	3.24	40.23
Kaduna	11501.54	16891.25	16679.00	-1.26	45.02
Kano	10511.25	17277.78	16668.75	-3.52	58.58
Katsina	11665.33	15750.00	17366.67	10.26	48.87
Taraba	11575.63	16228.57	15733.33	-3.05	35.92
Sokoto	11160.67	17100.00	17500.00	2.34	56.80
Zamfara	10293.33	17208.33	16665.00	-3.16	61.90
SOUTH EAST	10632.14	17742.08	17100.94	-3.61	60.84
Abia	11159.80	17583.33	16300.00	-7.30	46.06
Anambra	10264.29	17517.86	16277.78	-7.08	58.59
Ebonyi	10142.86	17862.50	17522.68	-1.90	72.76
Enugu	11442.86	17957.69	17842.97	-0.64	55.93
Imo	10150.90	17789.00	17561.25	-1.28	73.00
SOUTH SOUTH	12700.14	17392.22	17539.44	0.85	38.10
Akwa Ibom	12025.43	17116.00	18113.84	5.83	50.63
Bayelsa	12833.33	16833.04	17416.67	3.47	35.71
Cross River	13572.22	17631.70	17390.18	-1.37	28.13
Delta	13041.67	16410.71	16277.50	-0.81	24.81
Edo	13265.63	17735.71	17327.50	-2.30	30.62
Rivers	11462.56	18626.14	18710.94	0.46	63.24
SOUTH WEST	11429.45	17373.99	17544.26	0.98	53.50
Ekiti	12556.67	16730.60	17299.00	3.40	37.77
Lagos	10436.84	17818.18	17846.15	0.16	70.99
Ogun	11293.33	17611.11	17499.65	-0.63	54.96
Ondo	11809.09	16306.25	16360.31	0.33	38.54
Osun	11992.31	18347.22	18322.92	-0.13	52.79
Oyo	10488.46	17430.56	17937.50	2.91	71.02
Average	11510.16	17283.58	17274.16	-0.05	50.08

CONTACT



National Bureau of Statistics

Head Office

No 1, Wole Olanipekun Street,
Formerly, Plot 762 Independence
Avenue
Off Constitution Avenue,
CBD, Abuja, F. C. T.

Mr. Ichedi S.J

Information Desk

Head, Communication & Public
Relations Department (C&PRD)
Phone: +2348037051701
sjchedi@nigerianstat.gov.ng

Moses Mathew

Statistical Information Officer

Phone: +2347069071157
matmoses@nigerianstat.gov.ng

Dr A.A. Ayo

Head Prices Division

Phone: +2348036082904
anthonyayo@nigerianstat.gov.ng



@nbs_nigeria



NBSNigeria



Nbs_nigeria

